



US00D587442S

(12) **United States Design Patent**
Robinson, Jr. et al.

(10) **Patent No.:** **US D587,442 S**
(45) **Date of Patent:** **** Mar. 3, 2009**

(54) **GOLF SHOE OUTSOLE**

(76) Inventors: **Douglas K. Robinson, Jr.**, 481 Fruit St.,
Mansfield, MA (US) 02048; **John F. Lane, III**, 81 Waterford Dr., Weymouth,
MA (US) 02188; **John J. Erickson**, 26
Westwood Ave., Brockton, MA (US)
02301; **Hetal Y. Dave**, 1612 Worcester
Rd. #619A, Framingham, MA (US)
01702

(**) Term: **14 Years**

(21) Appl. No.: **29/266,765**

(22) Filed: **Sep. 27, 2006**

(51) **LOC (9) Cl.** **02-04**

(52) **U.S. Cl.** **D2/959; D2/953; D2/954;**
D2/955; D2/960

(58) **Field of Classification Search** **D2/902,**
D2/946-969, 951-960; 36/3 B, 22 R, 24.5,
36/25 R, 28, 32 R, 34 R, 67 A, 59 C
See application file for complete search history.

(56) **References Cited**

U.S. PATENT DOCUMENTS

1,686,775	A *	10/1928	Sternaman	36/59 R
4,885,851	A *	12/1989	Peterson	36/127
D327,975	S *	7/1992	Saito et al.	D2/962
D339,459	S *	9/1993	Yoshikawa et al.	D2/955
5,794,367	A *	8/1998	Carroll	36/134
5,832,636	A *	11/1998	Lyden et al.	36/59 R
6,023,860	A *	2/2000	McMullin	36/127
D449,920	S *	11/2001	Yu	D2/962
D452,062	S *	12/2001	Savoie	D2/962
D463,902	S *	10/2002	Yang	D2/962
D468,515	S *	1/2003	Lane et al.	D2/951
D469,244	S *	1/2003	Robinson et al.	D2/951
D483,175	S *	12/2003	Robinson et al.	D2/954
D487,332	S *	3/2004	Robinson et al.	D2/957
D487,615	S *	3/2004	Erickson et al.	D2/955
6,708,426	B2 *	3/2004	Erickson et al.	36/127
D493,609	S *	8/2004	Robinson et al.	D2/954
6,802,139	B2 *	10/2004	Pitts et al.	36/51

6,834,446	B2 *	12/2004	McMullin	36/134
6,845,575	B1 *	1/2005	Hwang	36/127
D507,400	S *	7/2005	Robinson et al.	D2/959
D509,948	S *	9/2005	Robinson et al.	D2/953
D510,796	S *	10/2005	Erickson et al.	D2/954
7,040,043	B2 *	5/2006	McMullin	36/127
D527,876	S *	9/2006	Robinson et al.	D2/953
D527,877	S *	9/2006	Robinson et al.	D2/954
D533,335	S *	12/2006	Robinson et al.	D2/959
7,143,529	B2 *	12/2006	Robinson et al.	36/127
D539,515	S *	4/2007	Robinson et al.	D2/951
D539,519	S *	4/2007	Mochen	D2/969
D540,012	S *	4/2007	Robinson et al.	D2/951
D552,336	S *	10/2007	Parekh et al.	D2/959
D552,337	S *	10/2007	Parekh et al.	D2/959
RE40,047	E *	2/2008	Carroll	36/134

(Continued)

Primary Examiner—Celia A Murphy

(74) *Attorney, Agent, or Firm*—D. Michael Burns

(57) **CLAIM**

The ornamental design for a golf shoe outsole, as shown and described.

DESCRIPTION

FIG. 1 is a perspective view of a golf shoe outsole showing our new design;

FIG. 2 is a left side perspective view thereof;

FIG. 3 is a front elevational view thereof;

FIG. 4 is a left side elevational view thereof;

FIG. 5 is a top plan view thereof;

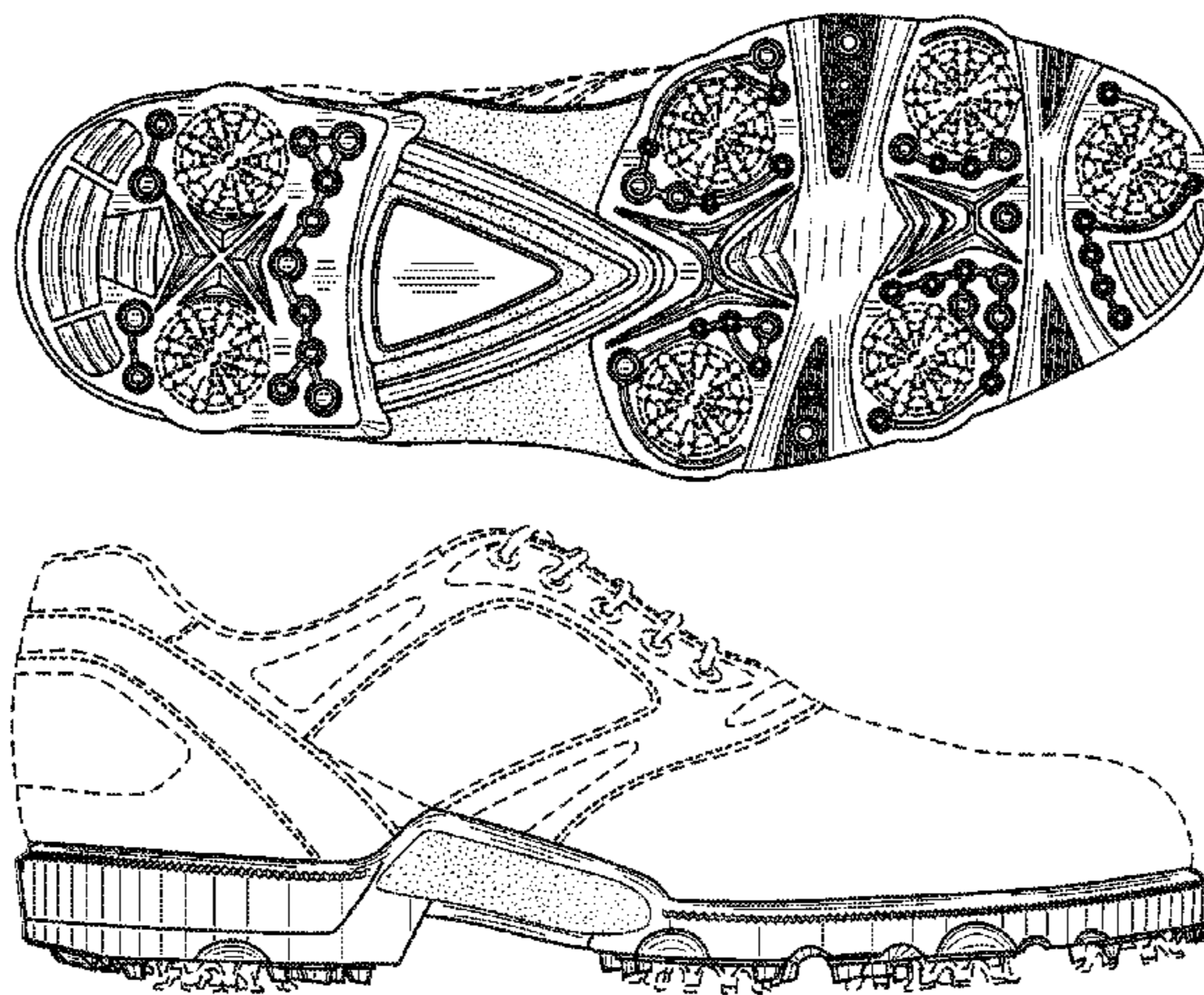
FIG. 6 is a bottom plan view thereof;

FIG. 7 is a right side elevational view thereof; and,

FIG. 8 is a rear elevational view thereof.

The broken lines showing the shoe upper throughout the views represent the portions of the design that form no part of the claim. The outermost broken lines forming the cleats define the boundaries of the design. The broken lines and the areas within them, form no part of the claim.

1 Claim, 3 Drawing Sheets



US D587,442 S

Page 2

U.S. PATENT DOCUMENTS

D560,885 S *	2/2008	Lane et al.	D2/953	2004/0181974 A1*	9/2004	Robinson et al.	36/100
D561,443 S *	2/2008	Robinson et al.	D2/959	2005/0000119 A1*	1/2005	McMullin	36/134
D561,444 S *	2/2008	Feeney et al.	D2/960	2005/0034334 A1*	2/2005	McMullin	36/134
2003/0131503 A1*	7/2003	Erickson et al.	36/127	2006/0130361 A1*	6/2006	Robinson et al.	36/25 R
2004/0010944 A1*	1/2004	McMullin	36/127	2006/0242863 A1*	11/2006	Patmore	36/127

* cited by examiner

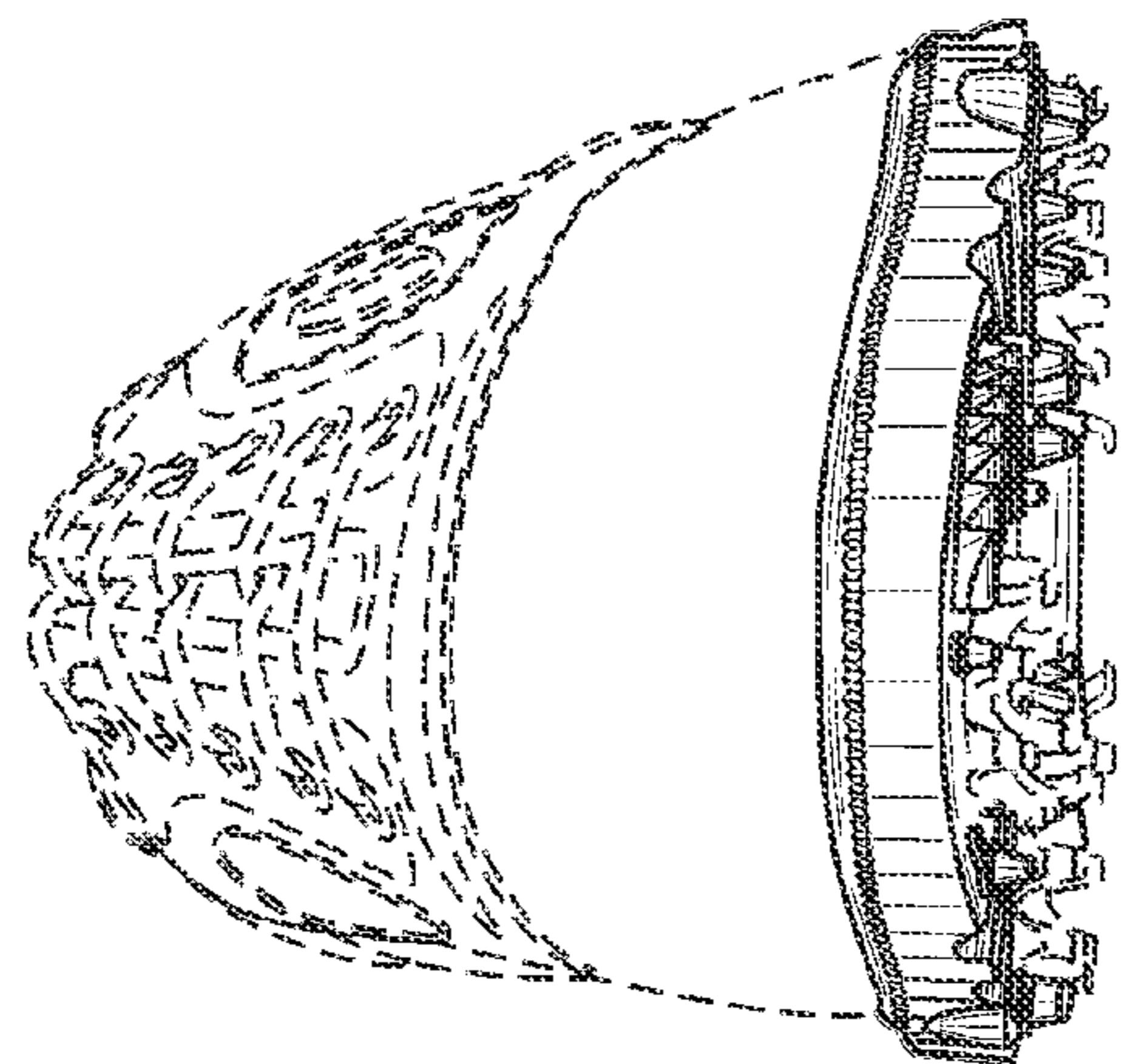


FIG. 3

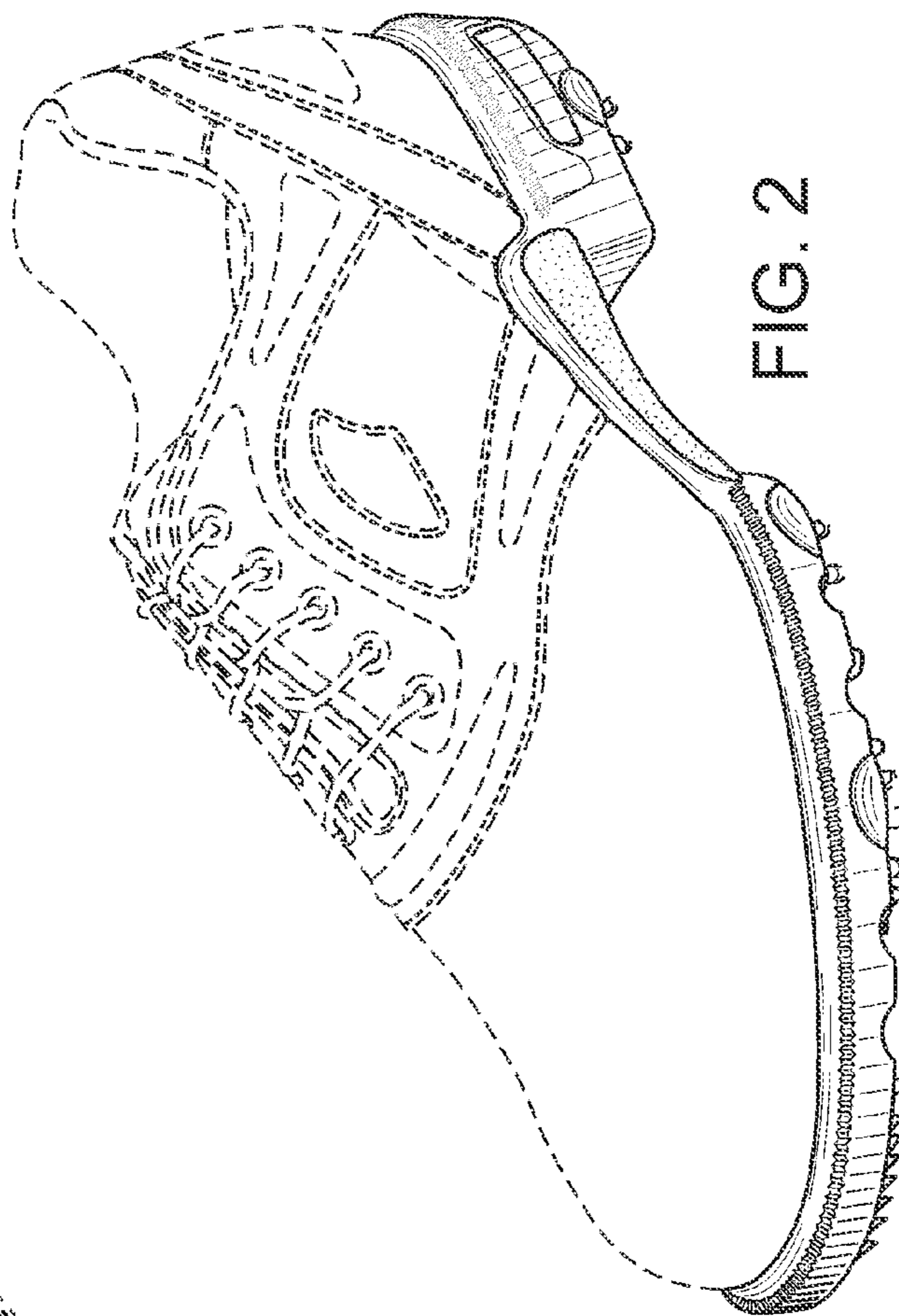


FIG. 2

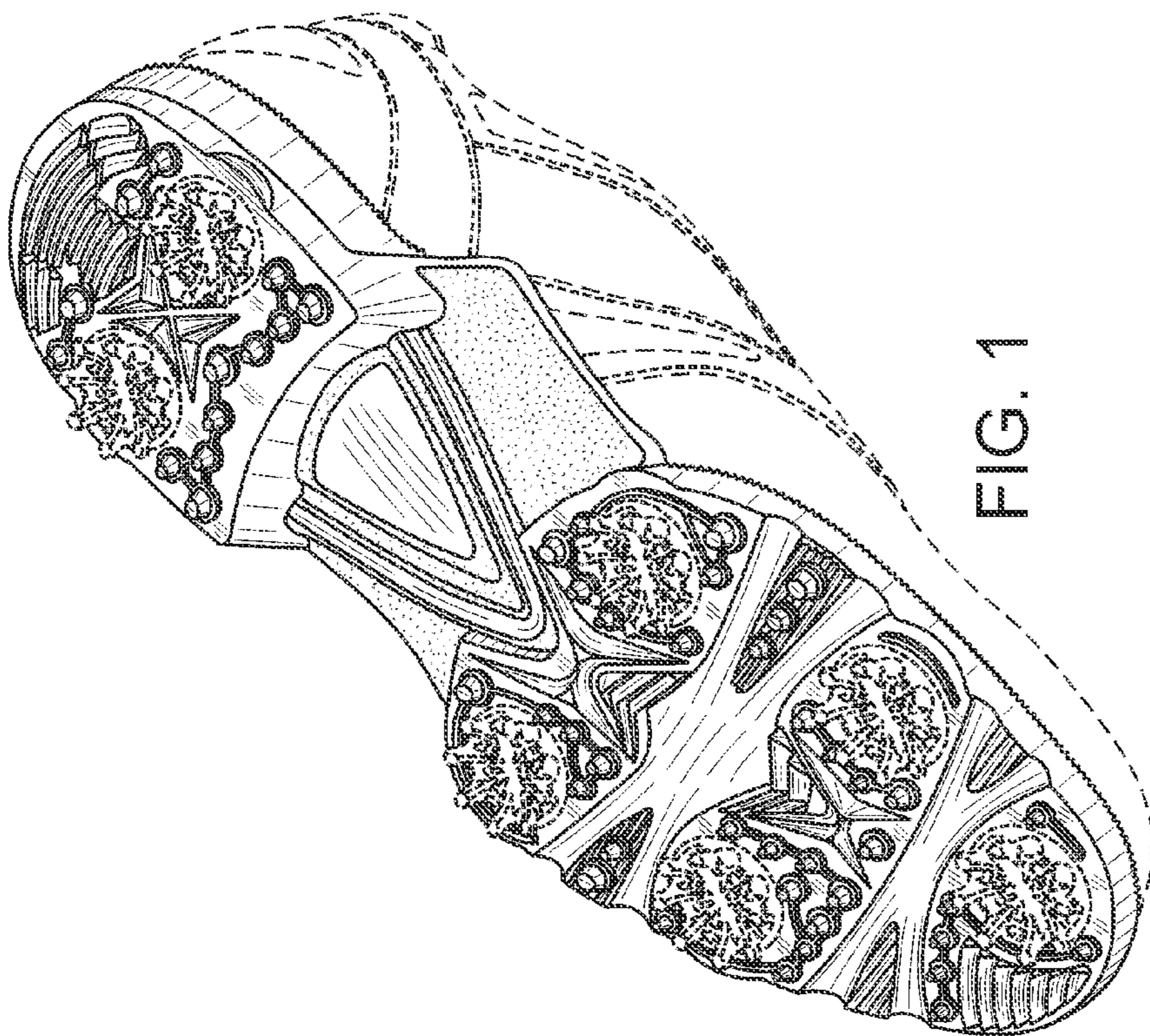


FIG. 1

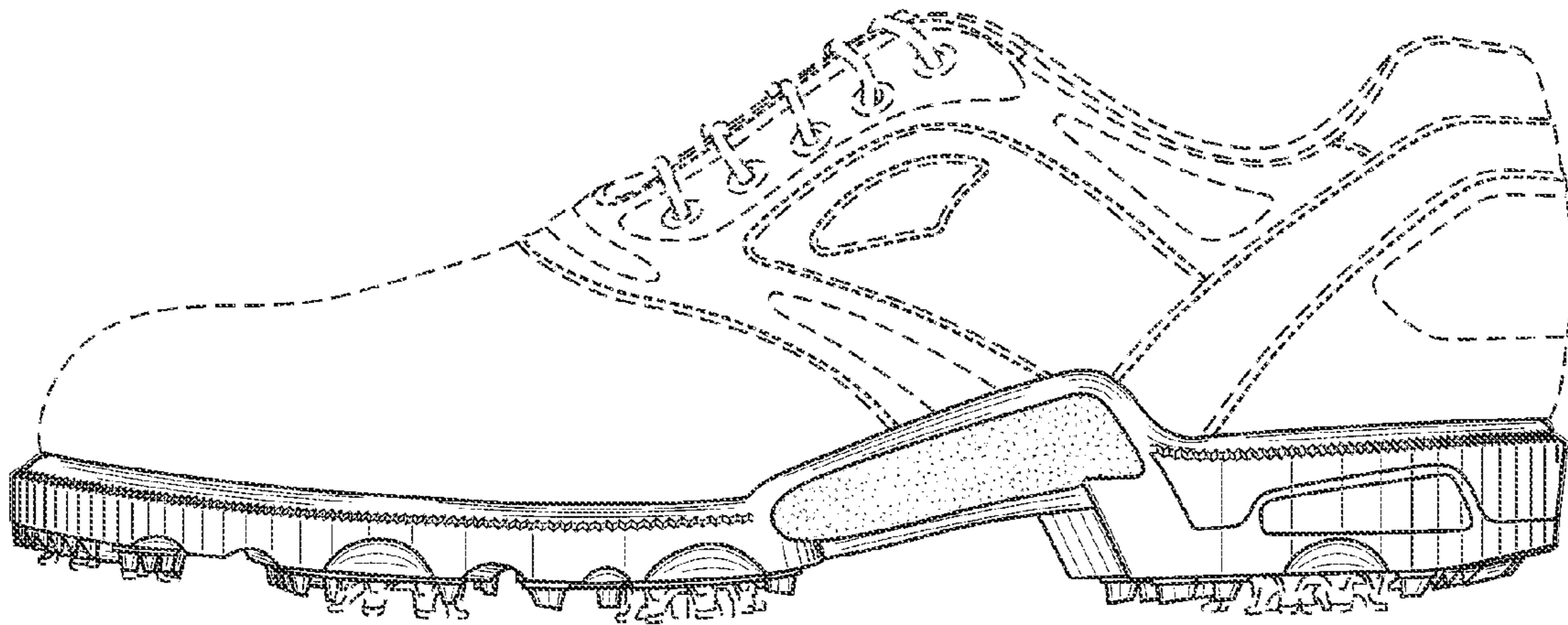


FIG. 4

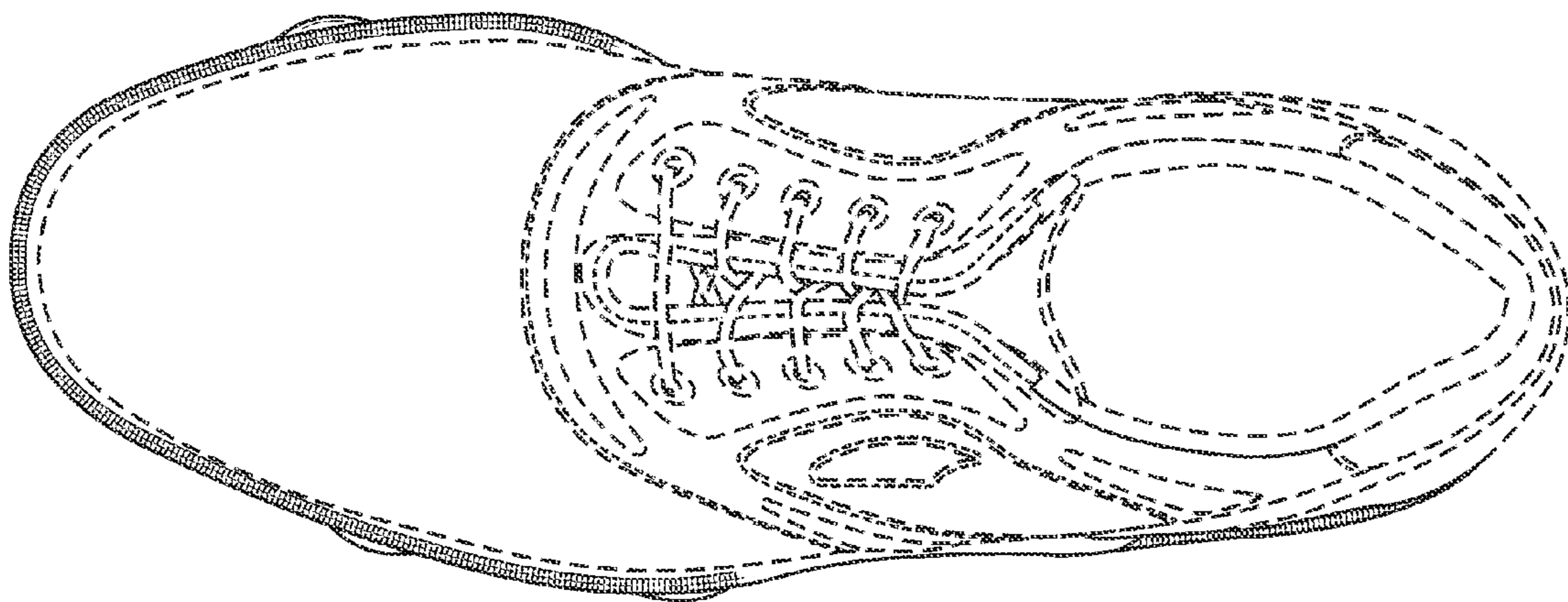


FIG. 5

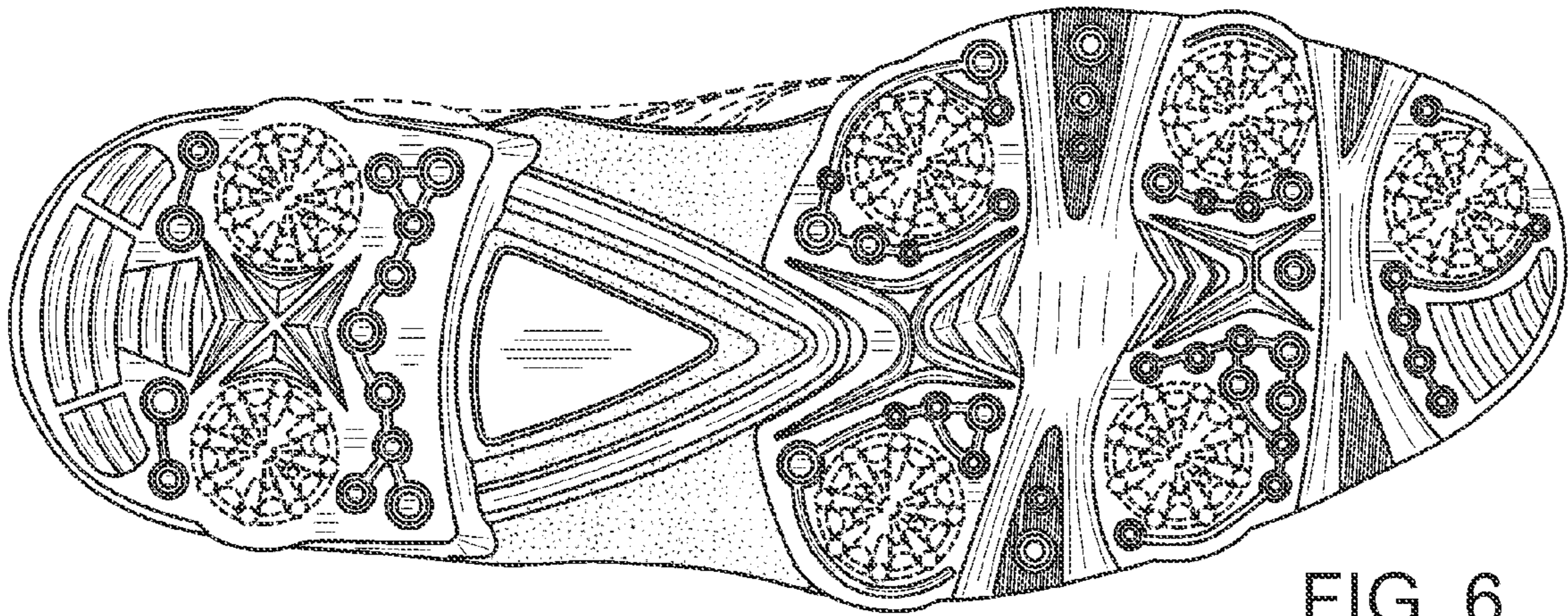


FIG. 6

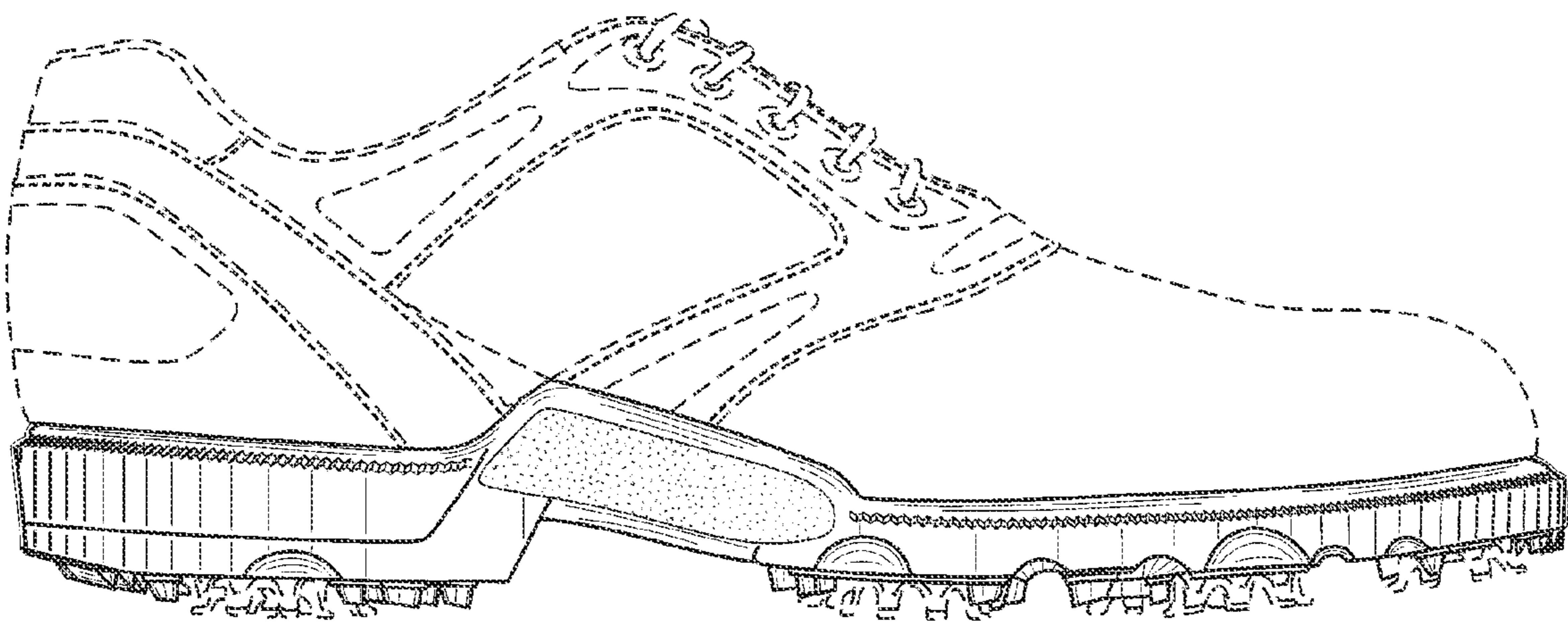


FIG. 7

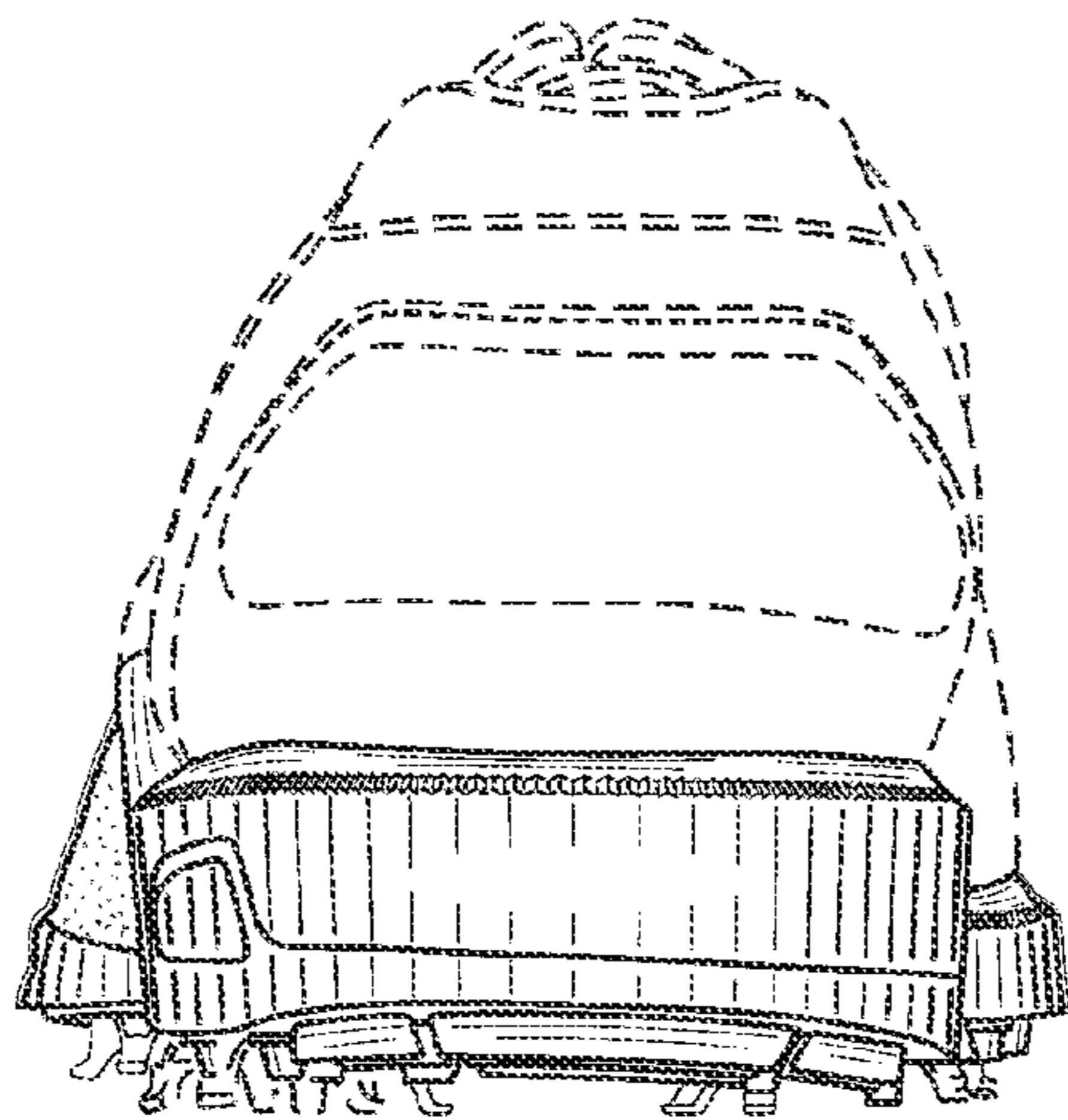


FIG. 8