



US00D587438S

(12) **United States Design Patent**  
**McClaskie**

(10) **Patent No.:** **US D587,438 S**  
(45) **Date of Patent:** **\*\* Mar. 3, 2009**

(54) **OUTSOLE FOR A SHOE**  
(75) Inventor: **Thomas E. McClaskie**, Bethlehem, PA  
(US)  
(73) Assignee: **Columbia Insurance Company**,  
Omaha, NE (US)

3,213,551 A	10/1965	Krauss	36/2.5
3,407,518 A	10/1968	MacQuaid et al.	36/72
3,525,165 A	8/1970	Randall, Jr.	36/2.5
3,561,142 A	2/1971	Streit, Sr. et al.	36/72
D256,518 S	8/1980	Moesle	D2/320
4,231,170 A	11/1980	Griswold	36/72
4,366,629 A	1/1983	Scherz	36/4

(Continued)

(\*\*) Term: **14 Years**

*Primary Examiner*—Celia A Murphy

(21) Appl. No.: **29/299,998**

(74) *Attorney, Agent, or Firm*—St. Onge Steward Johnston & Reens LLC

(22) Filed: **Jan. 8, 2008**

(51) **LOC (9) Cl.** ..... **02-04**  
(52) **U.S. Cl.** ..... **D2/952; D2/951; D2/953**  
(58) **Field of Classification Search** ..... D2/902,  
D2/947, 949, 951, 953, 957, 959, 960, 954,  
D2/956, 952; 36/59 R, 8.4, 3 B, 22 R, 25 R  
See application file for complete search history.

(57) **CLAIM**

I claim the ornamental design for an outsole for a shoe, as shown and described.

(56) **References Cited**

**DESCRIPTION**

U.S. PATENT DOCUMENTS

D60,743 S *	3/1922	Stevens	D2/952
D65,410 S *	8/1924	Kaplan	D11/117
D91,375 S *	1/1934	Von Eisenbarth	D5/16
1,974,543 A	9/1934	Reymond	12/142
2,046,217 A	6/1936	Strauss	36/72
D102,677 S *	1/1937	Das	D5/16
D102,888 S *	1/1937	Hamre	D5/16
2,079,237 A	5/1937	Allard	36/2
2,141,488 A *	12/1938	Riedel	428/172
2,160,768 A	5/1939	Wasser	36/72
2,344,069 A	3/1944	Wasser	36/72
D178,679 S *	9/1956	Klinker	D2/911
D178,809 S *	9/1956	Santisi	D2/897
3,091,871 A	6/1963	Tronche	36/72
3,175,310 A	3/1965	MacQuaid	36/72
3,175,311 A	3/1965	MacQuaid	36/72
3,191,321 A	6/1965	Brutting	36/2.5

FIG. 1 is a bottom perspective view of an outsole for a shoe, showing my new design;

FIG. 2 is a bottom view thereof;

FIG. 3 is a right side view thereof;

FIG. 4 is a left side view thereof;

FIG. 5 is a front view thereof;


FIG. 6 is a rear view thereof; and,

FIG. 7 is an enlarged cross sectional view taken on line 7—7 of FIG. 1; the broken lines showing an internal portion of the design that forms no part of the claim.

The broken lines shown in the arch area of FIGS. 1—2 represent boundaries of the design with the lines themselves and the areas within them forming no part of the claim.

The broken lines shown around the lower peripheries of the forefoot and heel of the shoe sole throughout the views are understood to represent stitching.

**1 Claim, 6 Drawing Sheets**



# US D587,438 S

Page 2

## U.S. PATENT DOCUMENTS

4,562,652	A	1/1986	Hensler	36/102	D430,968	S	9/2000	Carroll	D2/962
4,908,963	A	3/1990	Krajcir et al.	36/77	6,161,315	A	12/2000	Dalton	36/134
4,995,174	A	2/1991	Hong et al.	36/72	D440,745	S *	4/2001	Matis et al.	D2/954
5,048,203	A	9/1991	Kling	36/32	D468,083	S	1/2003	Morais	D2/960
D330,802	S *	11/1992	Edmund et al.	D2/952	D483,555	S	12/2003	Robinson, Jr. et al.	D2/954
5,185,944	A	2/1993	Okajima	36/45	D487,614	S *	3/2004	Le	D2/952
D335,953	S	6/1993	Tyng	D2/320	D495,856	S *	9/2004	McClaskie	D2/952
D345,453	S	3/1994	Carpenter	D2/955	D497,468	S *	10/2004	McClaskie	D2/952
5,499,459	A	3/1996	Tomaro	36/10	D501,707	S	2/2005	Nakano	D2/959
D369,234	S *	4/1996	Fabio	D2/952	D511,609	S *	11/2005	Magro et al.	D2/908
5,526,584	A	6/1996	Bleimhofer et al.	36/10	D525,017	S *	7/2006	Ochoa	D2/952
D381,494	S	7/1997	Anderson	D2/959	D531,787	S *	11/2006	McClaskie	D2/952
D382,990	S *	9/1997	Pallera	D2/897	D540,515	S *	4/2007	McClaskie	D2/952
D384,798	S	10/1997	Gray	D2/964	D542,015	S *	5/2007	McClaskie	D2/952
5,738,937	A	4/1998	Baychar	428/316.6	D553,832	S *	10/2007	McClaskie	D2/952
D402,449	S	12/1998	Robinson et al.	D2/951	D555,338	S *	11/2007	McClaskie	D2/952
D416,378	S *	11/1999	McNaught	D2/952	D557,883	S *	12/2007	McClaskie	D2/952
D428,241	S *	7/2000	Ferrer	D2/952	D564,736	S *	3/2008	Belley et al.	D2/952

\* cited by examiner

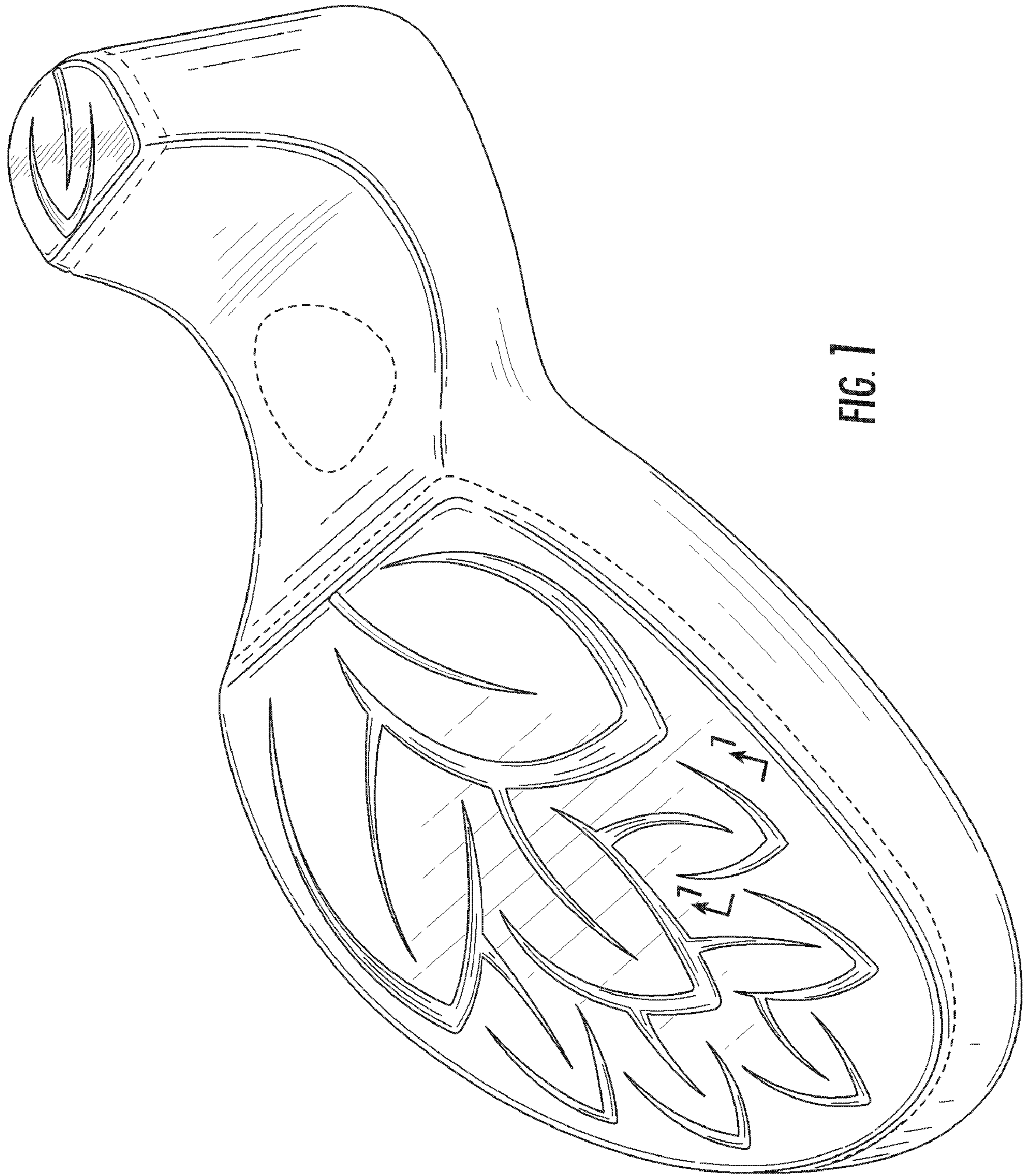


FIG. 1

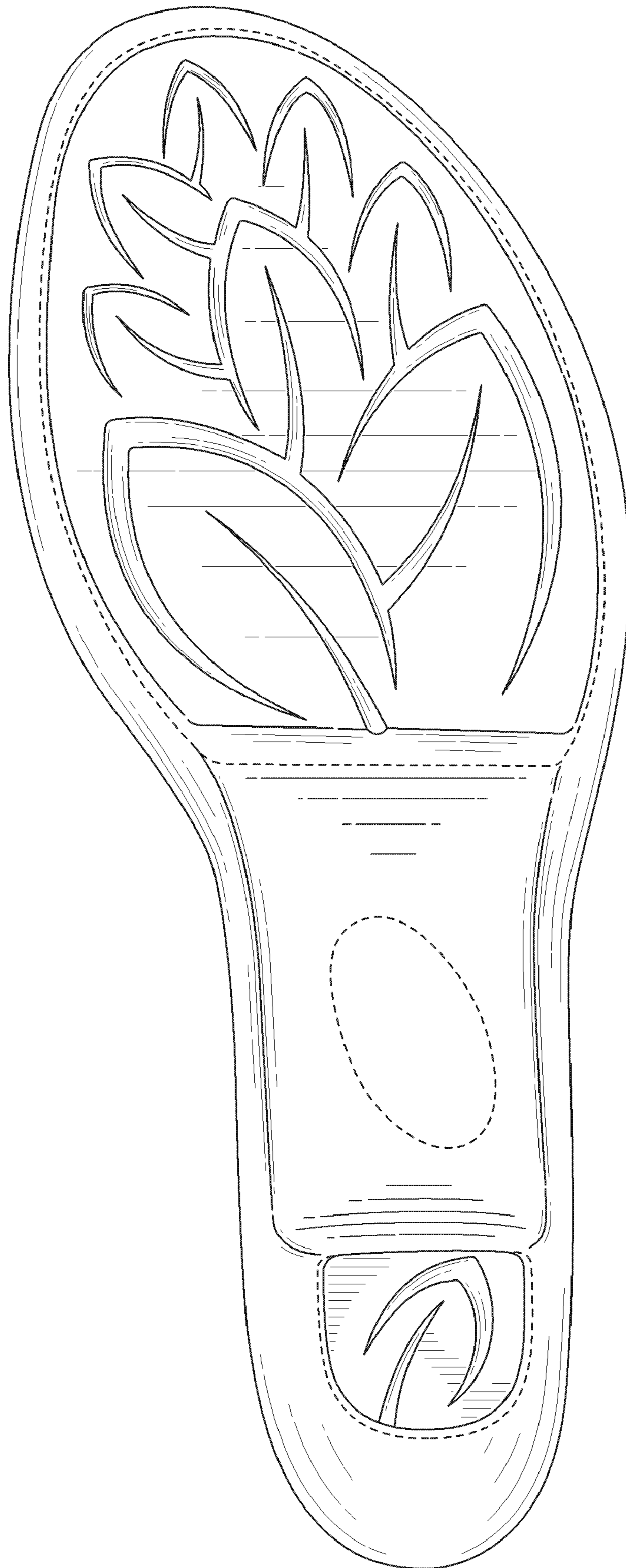


FIG. 2

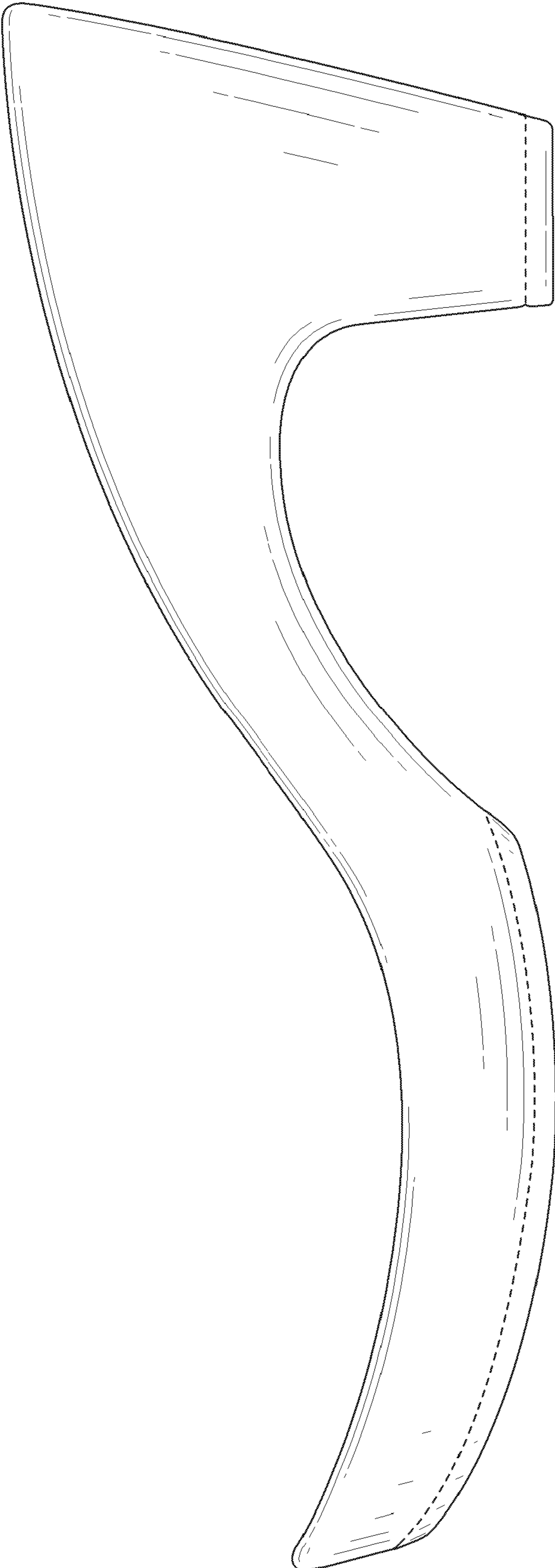


FIG. 3

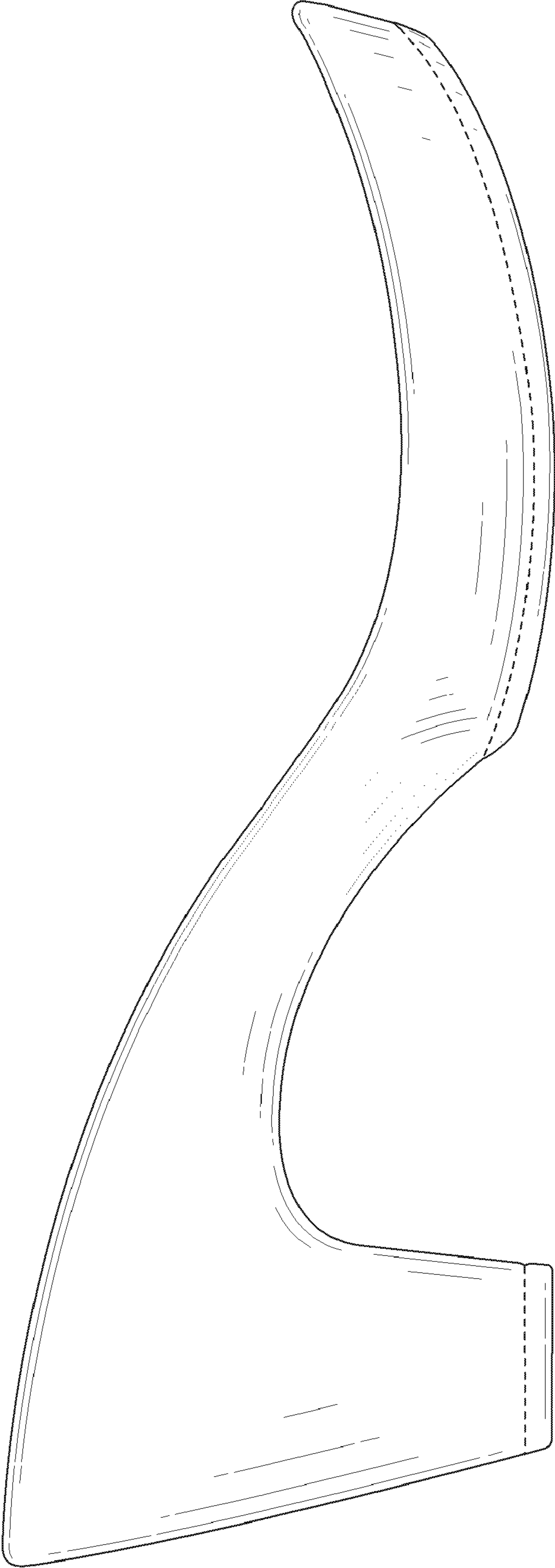


FIG. 4

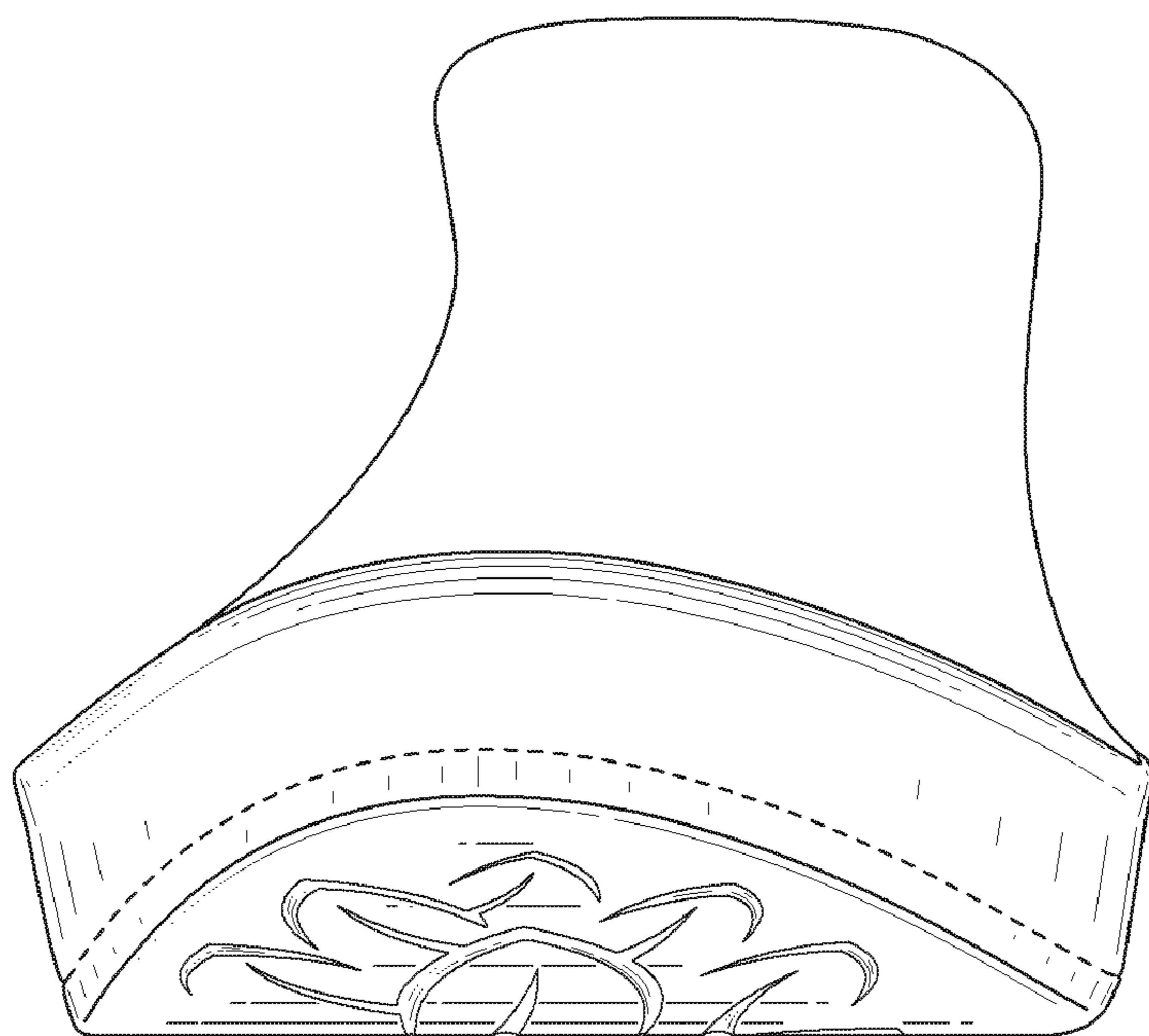


FIG. 5

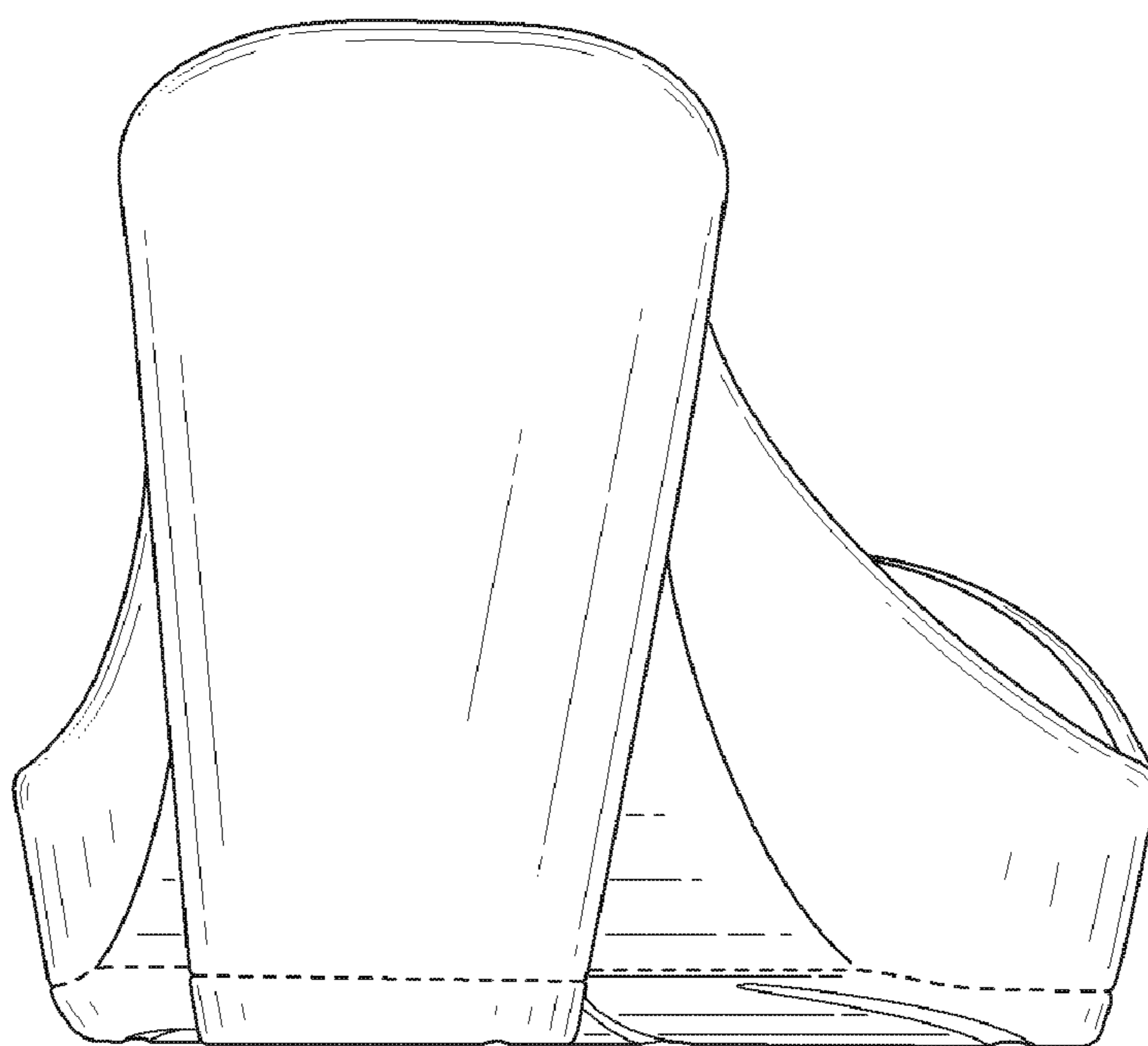


FIG. 6

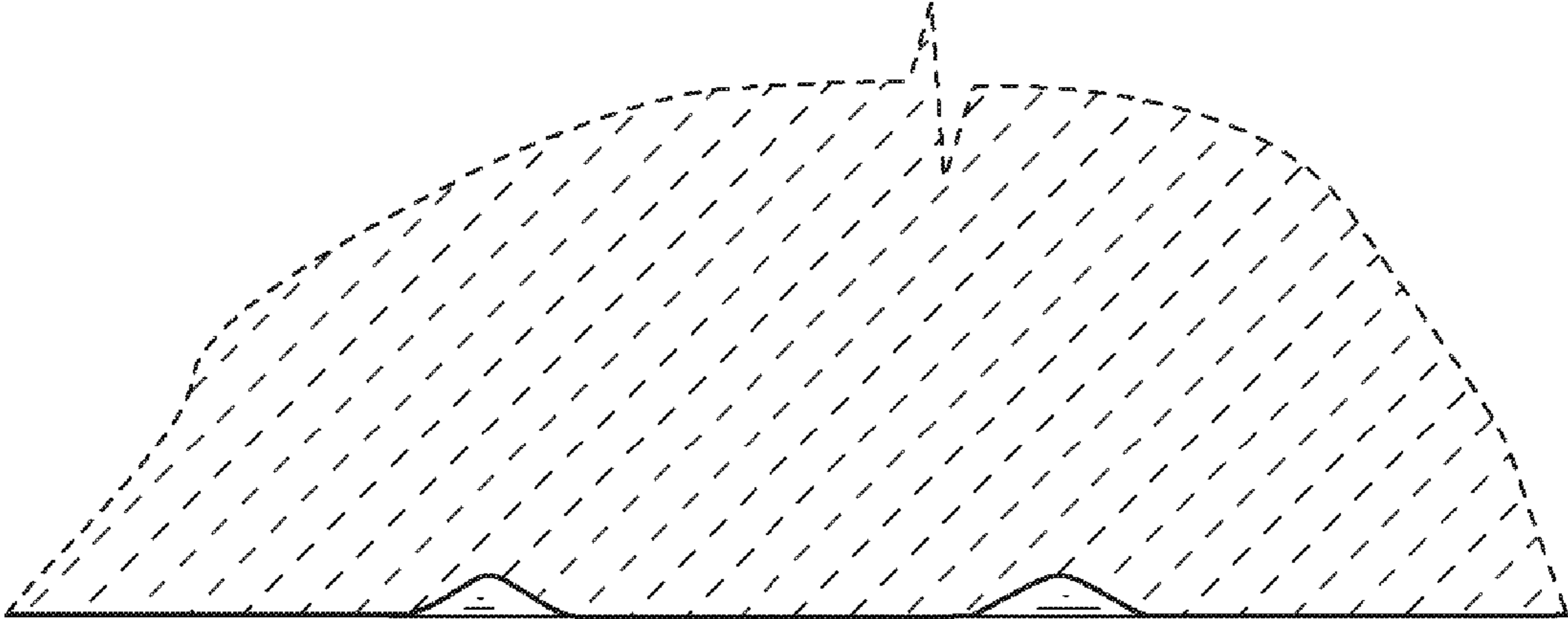


FIG. 7