



US00D587421S

(12) **United States Design Patent**
Liao

(10) **Patent No.:** **US D587,421 S**

(45) **Date of Patent:** **** *Feb. 24, 2009**

(54) **SIDE FRAME OF A TOOL WAGON**

(76) Inventor: **Ying-Chieh Liao**, P.O. Box 44-2049,
Taipei (TW) 10668

(*) Notice: This patent is subject to a terminal disclaimer.

(**) Term: **14 Years**

(21) Appl. No.: **29/287,339**

(22) Filed: **Jul. 25, 2007**

(51) **LOC (9) Cl.** **12-02**

(52) **U.S. Cl.** **D34/27; D25/119**

(58) **Field of Classification Search** D34/12-27;
D25/119, 124, 122, 123, 120, 26; 280/33.992,
280/33.995, 33.993; D6/495, 499
See application file for complete search history.

(56) **References Cited**

U.S. PATENT DOCUMENTS

D155,369	S	*	9/1949	Wallance	D6/495
D234,756	S	*	4/1975	Bergstrom	D12/317
D257,503	S	*	11/1980	McKee	D8/376
D343,312	S	*	1/1994	Burdick et al.	D6/495
D361,188	S	*	8/1995	Perelli	D34/21
D379,705	S	*	6/1997	Delmerico et al.	D34/27
D381,168	S	*	7/1997	Delmerico et al.	D34/21
5,695,205	A	*	12/1997	Liu	280/79.2
D415,075	S	*	10/1999	Lan	D12/133

D427,404	S	*	6/2000	Glass	D34/21
D487,604	S	*	3/2004	Van Landingham, Jr.	D34/12
D493,019	S	*	7/2004	Lovegrove et al.	D34/17
D501,564	S	*	2/2005	Kuramochi	D25/122
D547,462	S	*	7/2007	Petta et al.	D25/122
D559,496	S	*	1/2008	Zorzo	D34/17
2004/0149671	A1	*	8/2004	Krueger et al.	211/183
2005/0046133	A1	*	3/2005	Braucke et al.	280/47.35

* cited by examiner

Primary Examiner—Cynthia E Ramirez


(57) **CLAIM**

The ornamental design for a side frame of a tool wagon, as shown and described.

DESCRIPTION

FIG. 1 is a perspective view of a side frame of a tool wagon; FIG. 2 is a front view thereof; FIG. 3 is a back view thereof; FIG. 4 is a left view thereof; FIG. 5 is a right view thereof; FIG. 6 is a top view thereof; FIG. 7 is a bottom view thereof; and, FIG. 8 is a perspective view thereof showing an example in use; wherein the broken lines are shown for illustrative purpose only and from no part of the claimed design.

1 Claim, 5 Drawing Sheets






FIG. 1

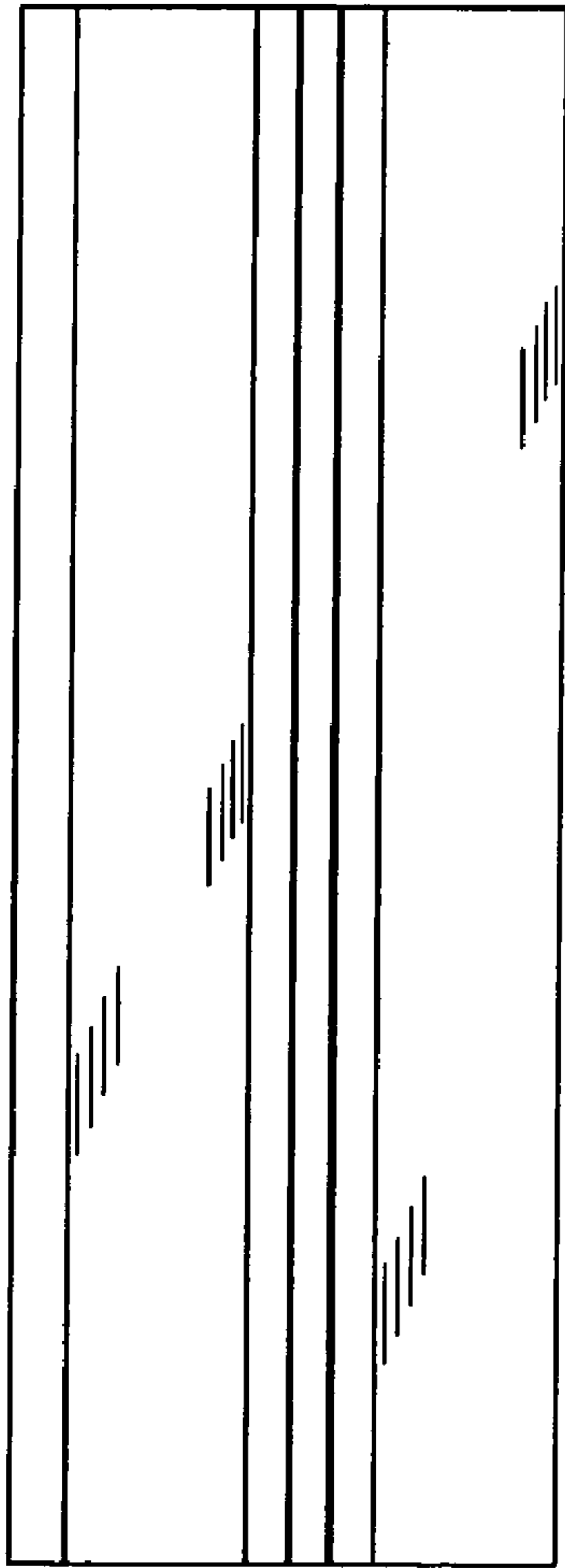


FIG. 2

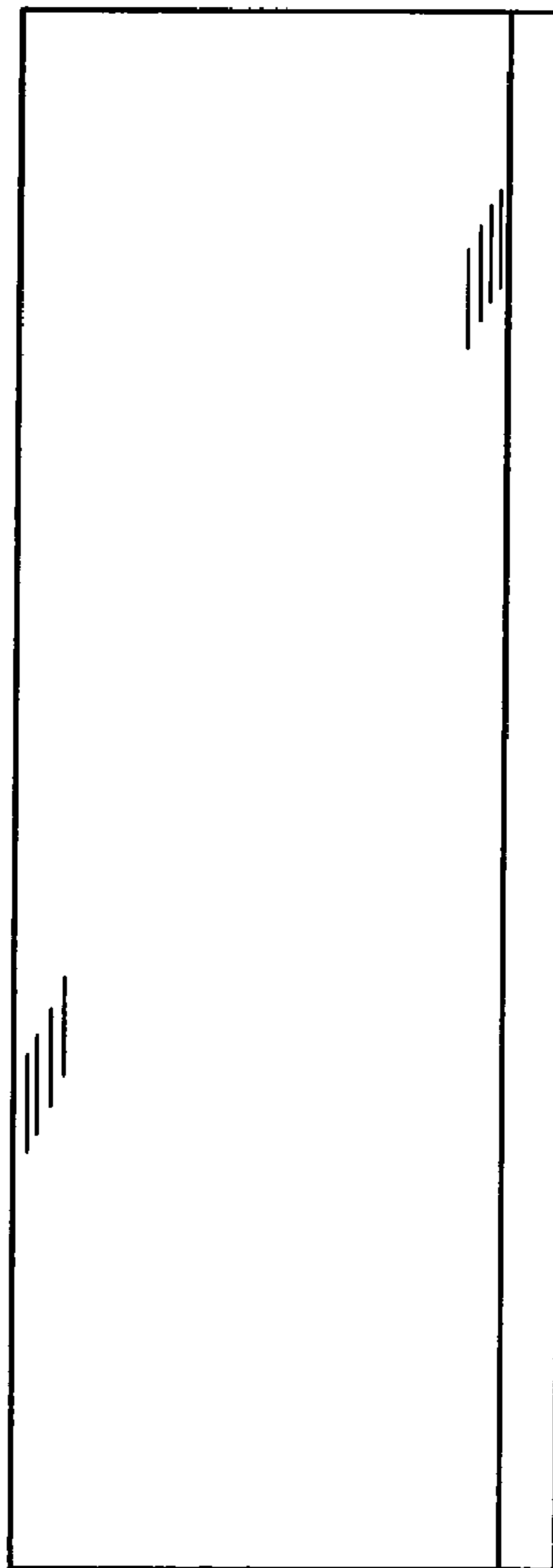


FIG. 3

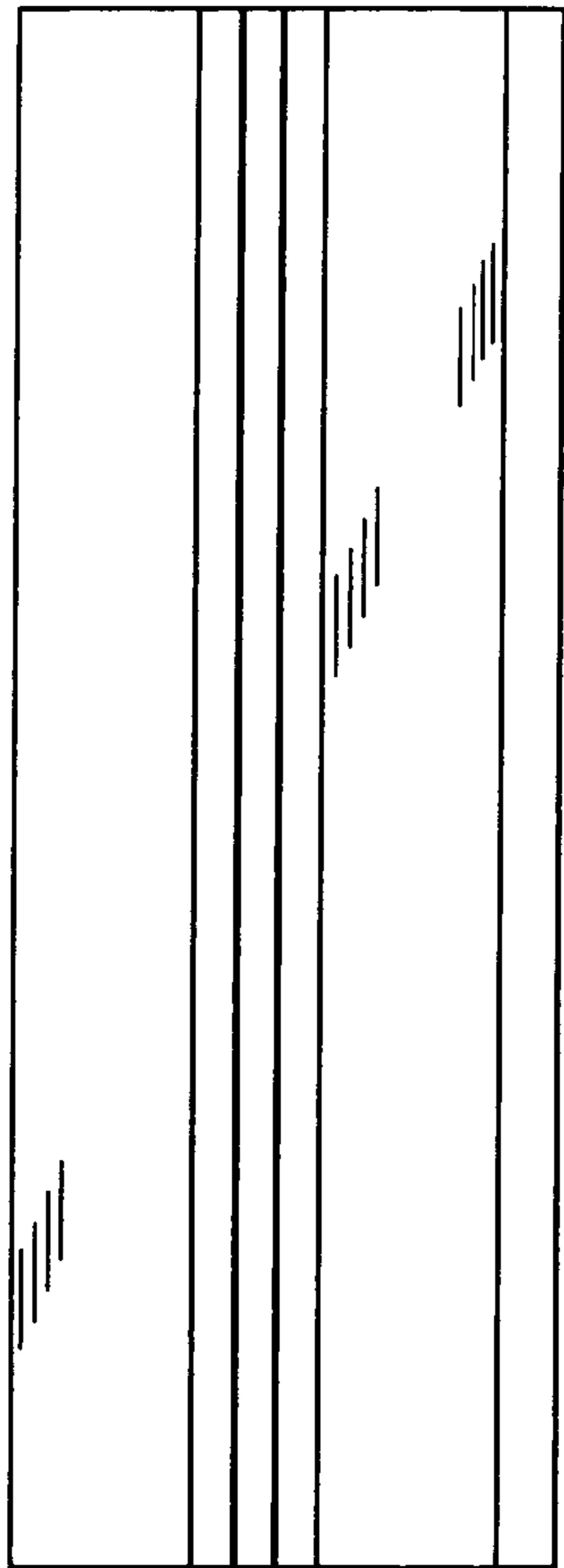


FIG. 4



FIG. 5




FIG. 6




FIG. 7

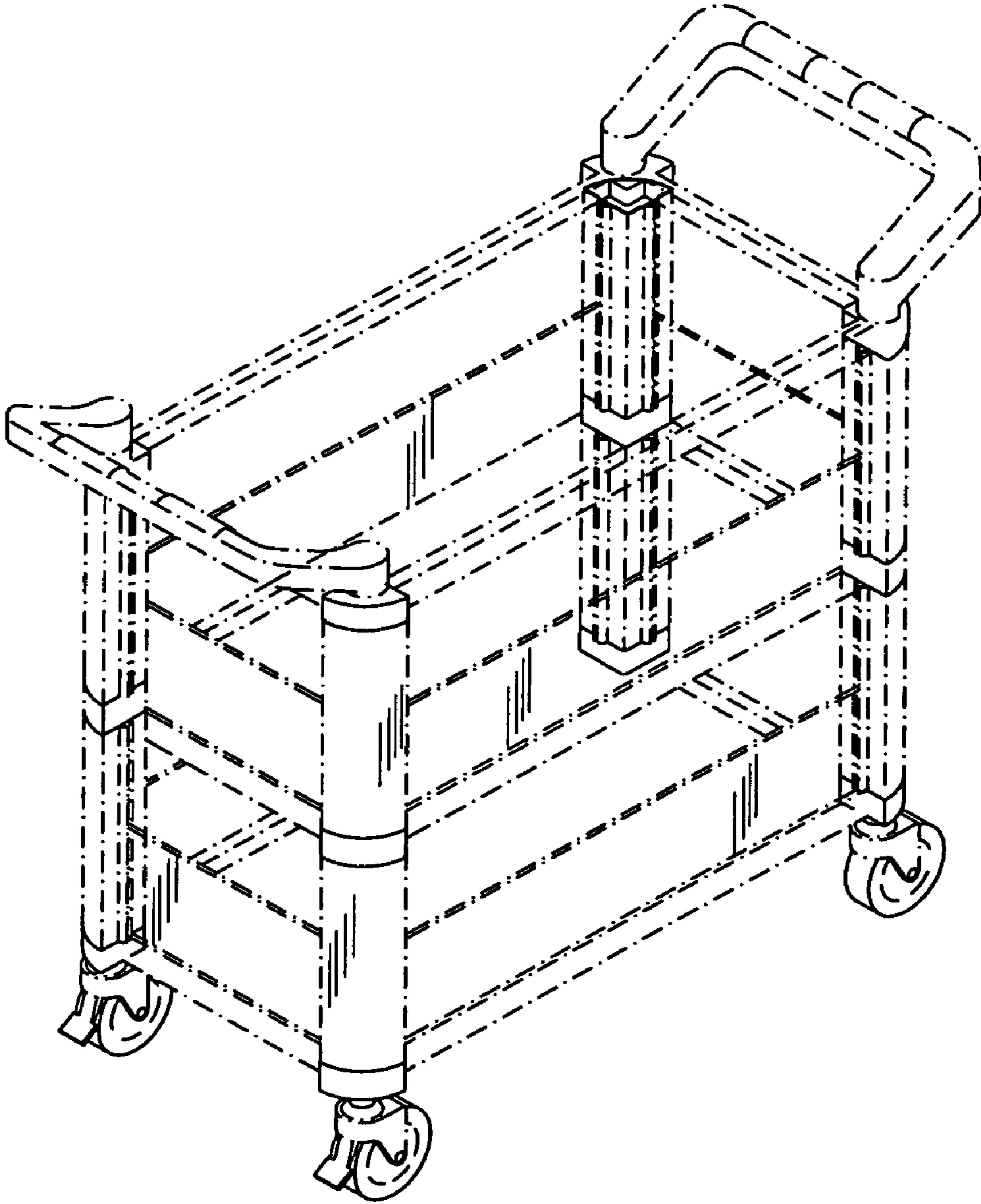


FIG. 8