



US00D587419S

(12) **United States Design Patent**
Garman et al.

(10) **Patent No.:** **US D587,419 S**

(45) **Date of Patent:** **** Feb. 24, 2009**

(54) **STEAM IRON**

(75) Inventors: **Michael S. Garman**, Midlothian, VA
(US); **Mark C. Steiner**, Midlothian, VA
(US)

(73) Assignee: **Hamilton Beach Brands, Inc.**, Glen
Allen, VA (US)

(**) Term: **14 Years**

(21) Appl. No.: **29/301,606**

(22) Filed: **Mar. 7, 2008**

(51) **LOC (9) Cl.** **07-06**

(52) **U.S. Cl.** **D32/69; D32/70**

(58) **Field of Classification Search** **D32/68-72;**
38/74-75, 77.1-77.2, 77.5-77.9, 88, 90,
38/93, 95; 219/245, 248, 254, 257

See application file for complete search history.

(56) **References Cited**

U.S. PATENT DOCUMENTS

D112,376 S	11/1938	Paysee	
D113,033 S	1/1939	Barrett	
D157,305 S	2/1950	Thomson	
2,700,236 A	1/1955	Marvin et al.	
D199,804 S	12/1964	Cox	
4,045,894 A	9/1977	Toft et al.	
D246,628 S	12/1977	Hanson et al.	
D259,390 S	6/1981	Shalvoy	
D262,771 S	1/1982	Hanson	
D263,672 S	4/1982	Shalvoy	
D267,673 S	1/1983	Ernest et al.	
D268,216 S	3/1983	Levin	
D269,133 S	5/1983	Ernest et al.	
D269,213 S	5/1983	Martin	
4,398,364 A	8/1983	Augustine et al.	
D277,327 S	1/1985	Ernest	
D294,991 S	3/1988	Johnson et al.	
D326,547 S	5/1992	Osit	
D371,877 S *	7/1996	Wai	D32/69
D381,152 S *	7/1997	Lin	D32/69
5,901,481 A	5/1999	Simmons et al.	

D435,156 S *	12/2000	Gudefin	D32/69
D457,996 S	5/2002	Figur et al.	
6,396,027 B1	5/2002	Wu	
D468,070 S *	12/2002	Fujita et al.	D32/70
6,581,309 B1	6/2003	Conforti	
D488,275 S *	4/2004	Gudefin	D32/70
D515,762 S	2/2006	Kihara	
D516,764 S	3/2006	Kihara	
D524,004 S	6/2006	Picozza et al.	
D524,502 S	7/2006	Picozza et al.	
D525,405 S	7/2006	Leung	
D531,372 S	10/2006	Poon	
D531,773 S	11/2006	Leung	
D532,171 S	11/2006	Berthier	
D537,593 S	2/2007	Takahashi et al.	
D537,594 S	2/2007	Takahashi et al.	
D537,595 S	2/2007	Picozza et al.	
D538,990 S	3/2007	Poon	
D544,165 S	6/2007	Massip et al.	
D546,518 S	7/2007	Massip et al.	

* cited by examiner

Primary Examiner—Pamela J Burgess

(74) *Attorney, Agent, or Firm*—Roger S. Dybvig

(57) **CLAIM**

The ornamental design for a steam iron, as shown and described.

DESCRIPTION

FIG. 1 is an isometric view as seen from the top, front and left side of a steam iron showing our new design;

FIG. 2 is a left side elevational view thereof;

FIG. 3 is a right side elevational view thereof;

FIG. 4 is a front elevational view thereof;

FIG. 5 is a rear elevational view thereof;

FIG. 6 is a top plan view thereof; and,

FIG. 7 is a bottom plan view thereof.

Elements shown by broken lines are shown for illustration only and form no part of the claimed design.

1 Claim, 3 Drawing Sheets

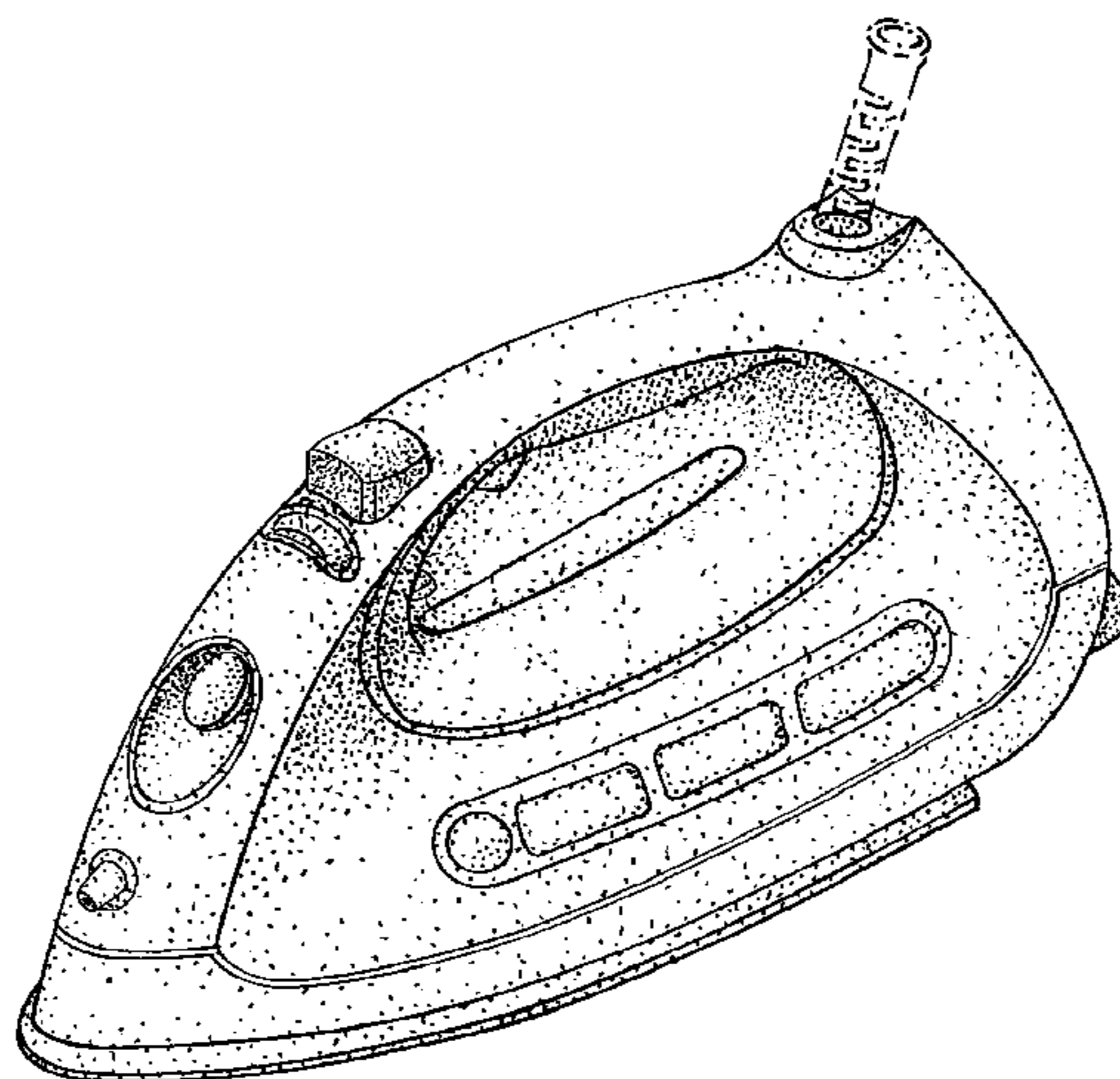


FIG-1

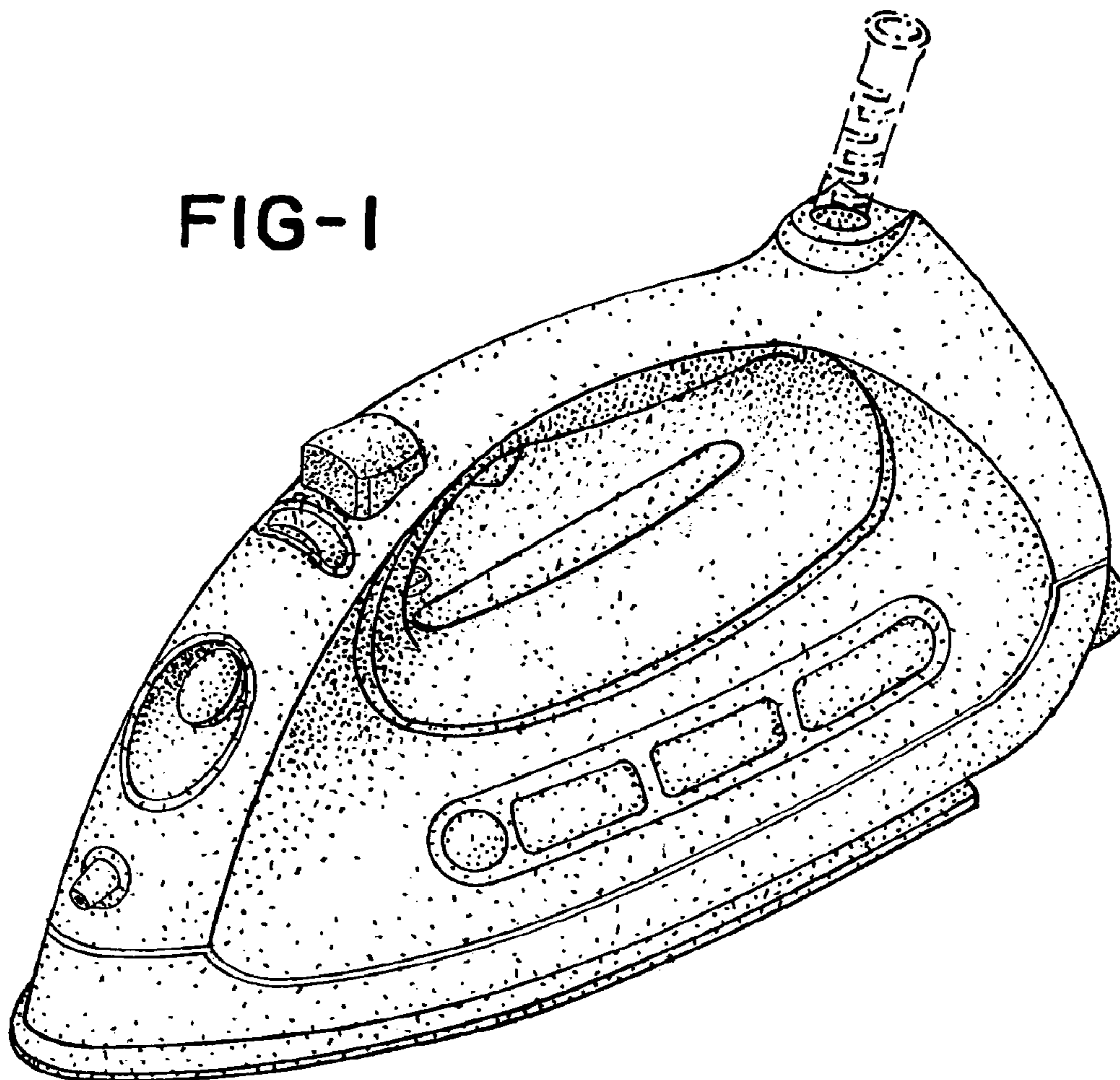


FIG-2

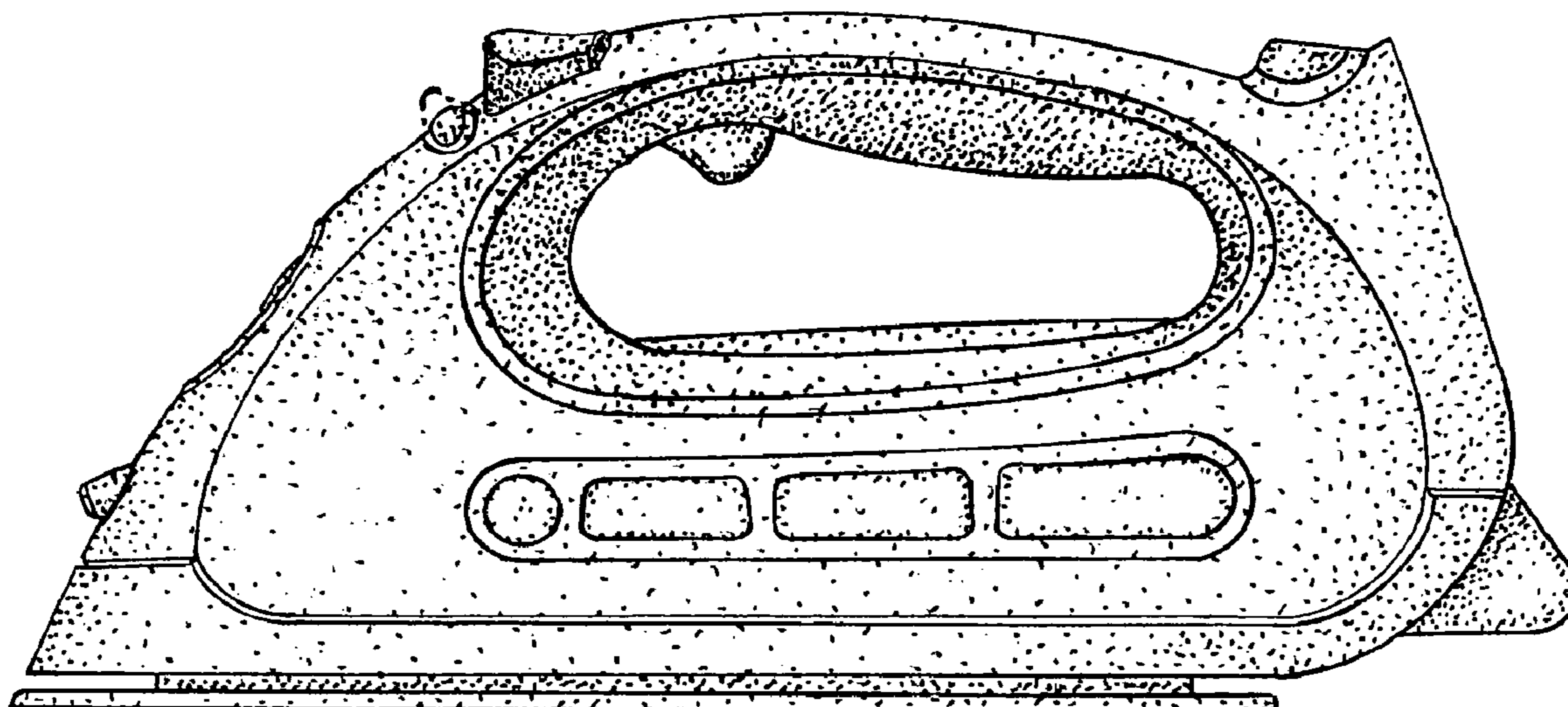


FIG-3

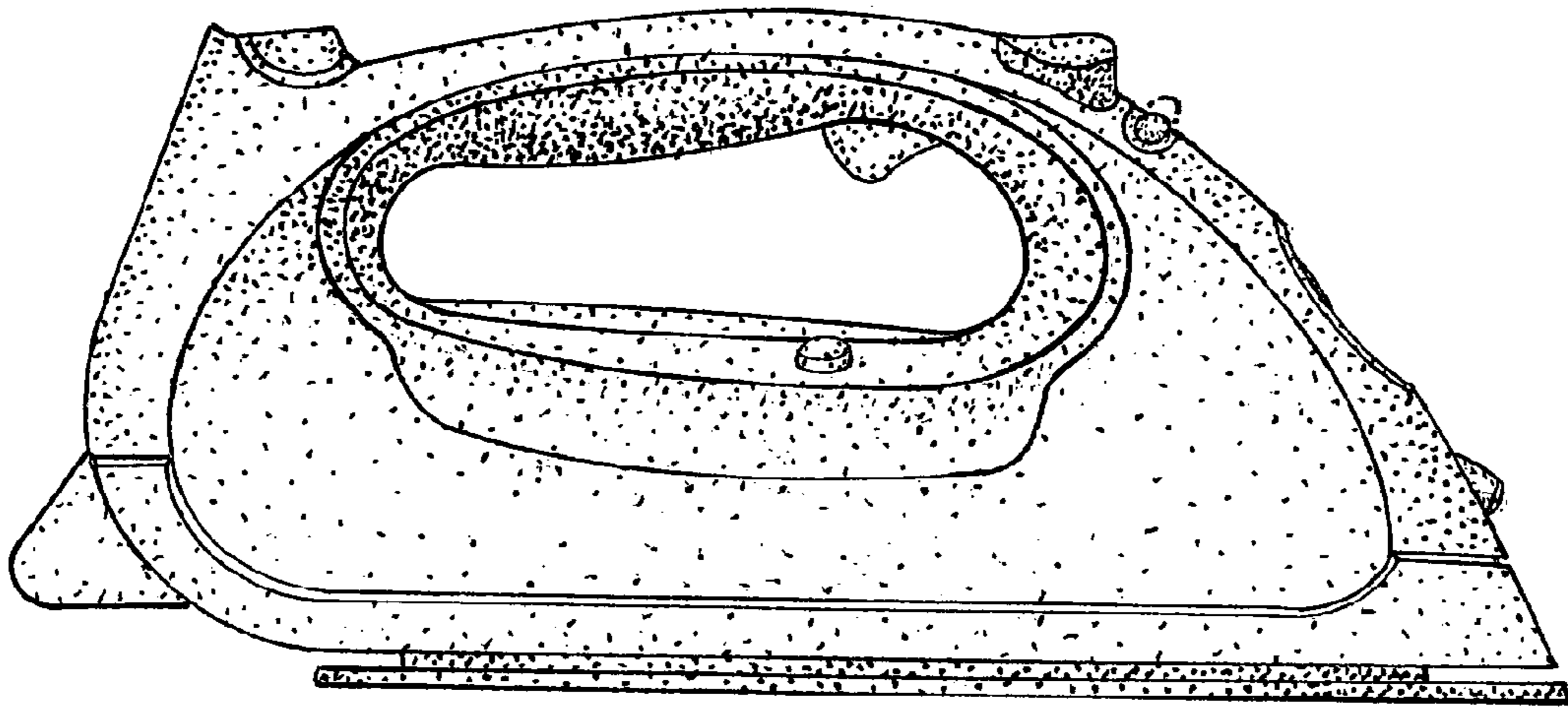


FIG-4

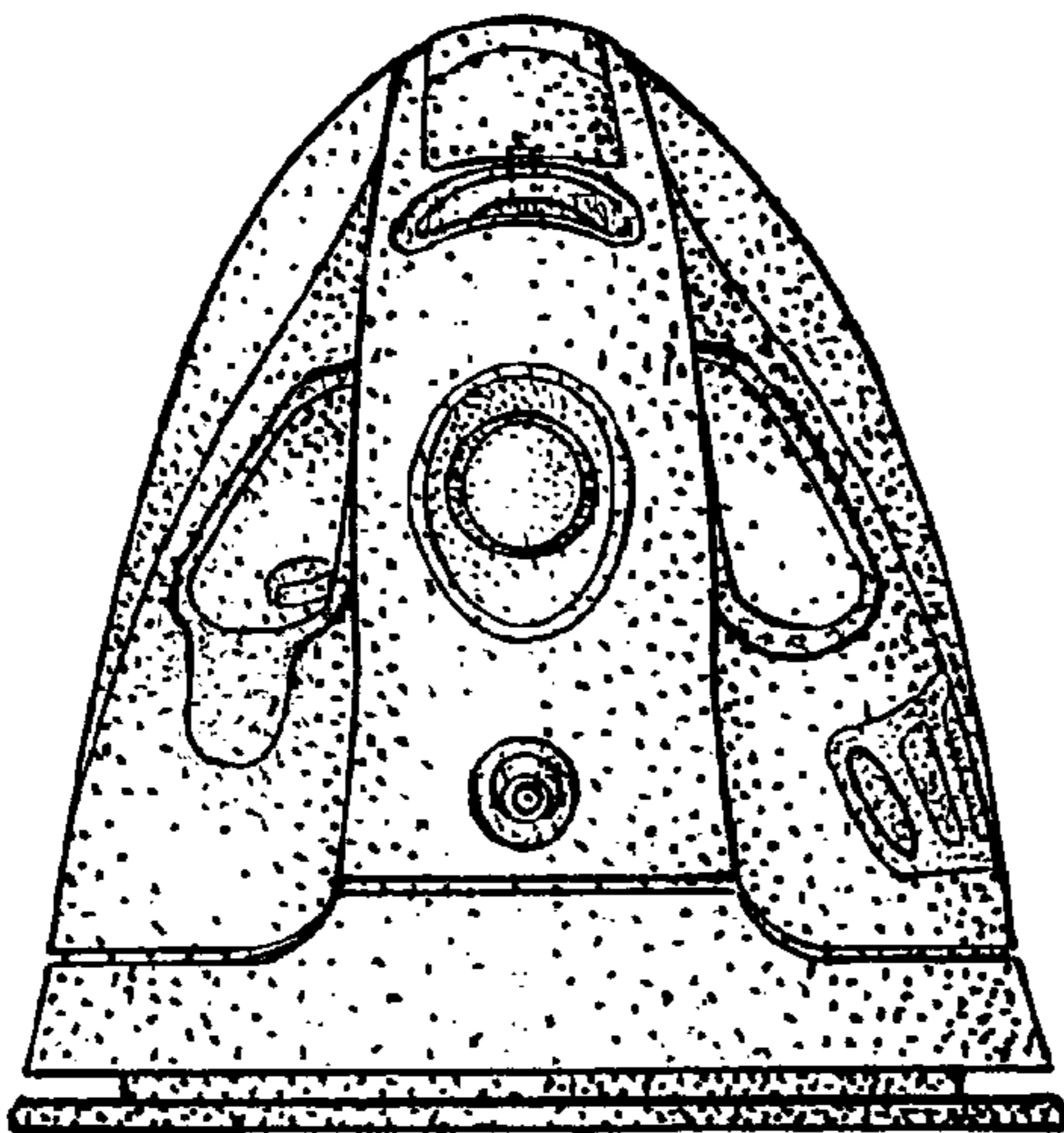


FIG-5

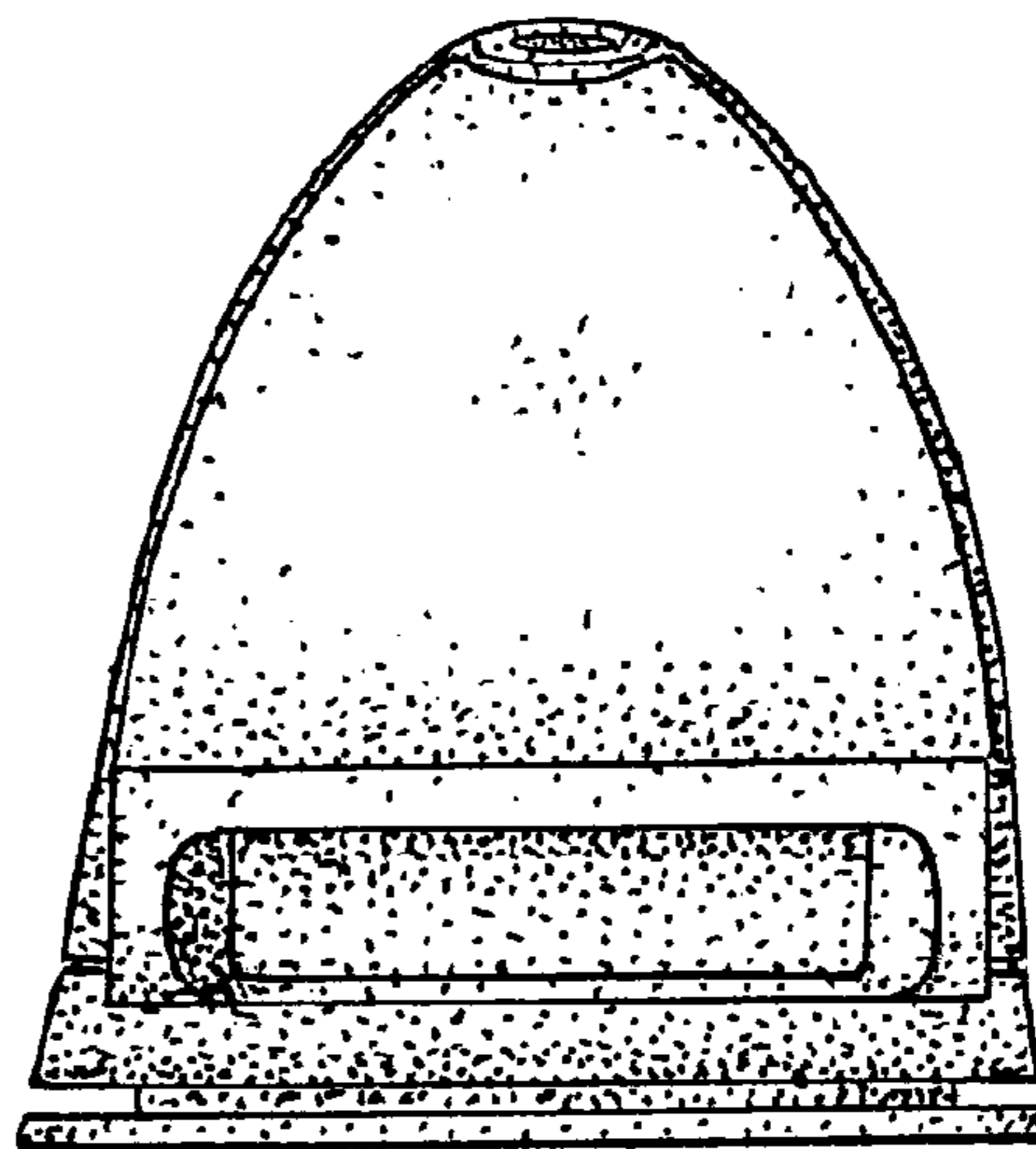


FIG-6

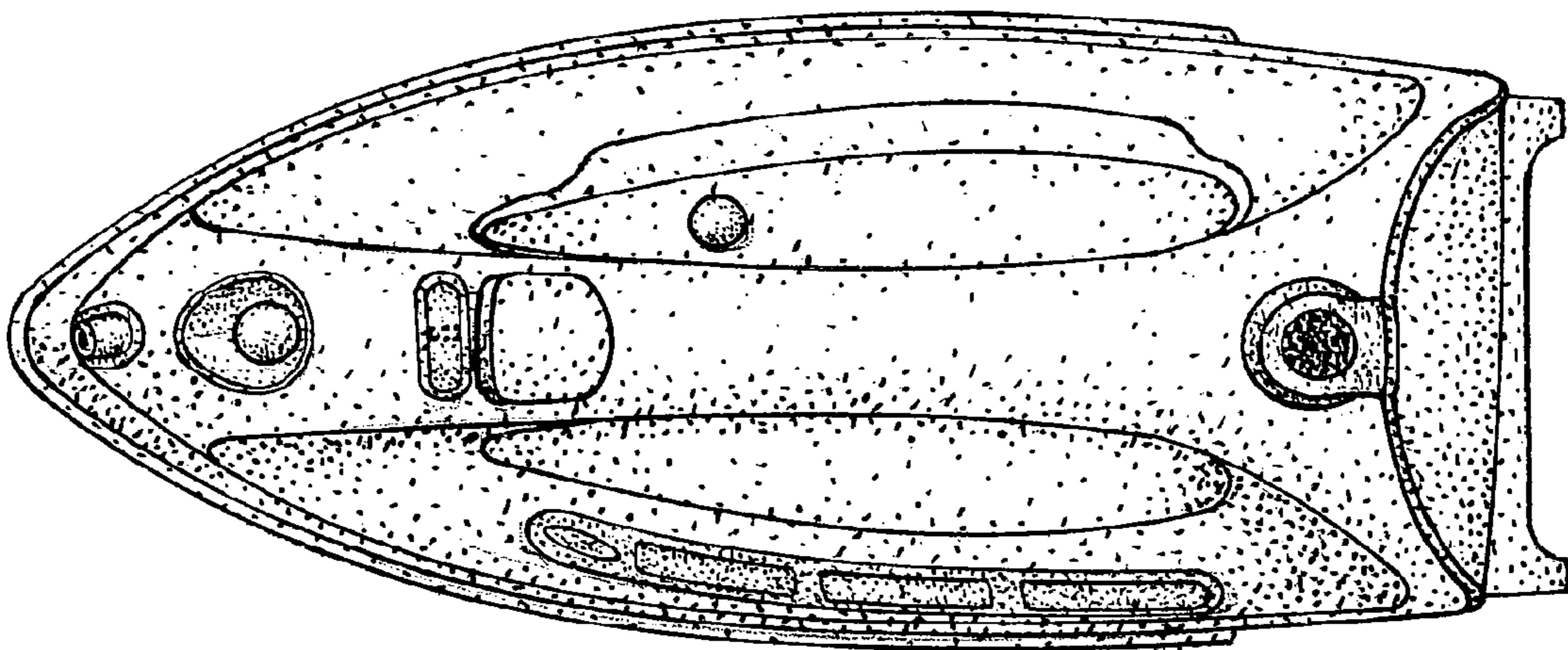


FIG-7

