



US00D587415S

(12) **United States Design Patent**
Dyson et al.

(10) **Patent No.:** **US D587,415 S**

(45) **Date of Patent:** **** Feb. 24, 2009**

(54) **VACUUM CLEANER**

(75) Inventors: **James Dyson**, Gloucestershire (GB);
Alexander Stuart Knox, Wiltshire (GB)

(73) Assignee: **Dyson Limited**, Wiltshire (GB)

(**) Term: **14 Years**

(21) Appl. No.: **29/300,655**

(22) Filed: **Apr. 23, 2008**

(30) **Foreign Application Priority Data**

Oct. 24, 2007 (GB) 4005028

(51) **LOC (9) Cl.** **15-05**

(52) **U.S. Cl.** **D32/31**

(58) **Field of Classification Search** D32/22,
D32/30-31; 15/320, 329, 335, 340.2, 347,
15/350-353, 361, 363, 410, 412, 414, 327.1,
15/327.2, 327.4, 327.6, 415.1, 411; 55/345,
55/DIG. 3, 336, 337, 429, 343, 433, 418;
95/271; 301/7, 63.101; 280/78, 47.31, 205
See application file for complete search history.

(56) **References Cited**

U.S. PATENT DOCUMENTS

D471,683 S * 3/2003 Dyson et al. D32/30
D475,820 S * 6/2003 Dyson et al. D32/22
D494,718 S * 8/2004 Rosenzweig et al. D32/31

D494,719 S * 8/2004 Rosenzweig et al. D32/31
6,989,039 B2 * 1/2006 Vuijk 55/343
D517,757 S * 3/2006 Santiago D32/30
D547,505 S * 7/2007 Carr et al. D32/31
7,341,611 B2 * 3/2008 Greene et al. 55/337
2004/0068827 A1 * 4/2004 Dyson 15/353
2005/0223519 A1 * 10/2005 Greene et al. 15/353
2008/0083085 A1 * 4/2008 Genn 15/347
2008/0282497 A1 * 11/2008 Griffith et al. 15/352

* cited by examiner

Primary Examiner—Ruth McInroy

(74) *Attorney, Agent, or Firm*—Morrison & Foerster LLP

(57) **CLAIM**

We claim the ornamental design for a vacuum cleaner, as shown and described.

DESCRIPTION

FIG. 1 is a perspective view of a vacuum cleaner showing our new design;

FIG. 2 is a plan view thereof from above;

FIG. 3 is a bottom view thereof;



FIG. 4 is a side view thereof;

FIG. 5 is a side view of the opposite side of FIG. 4;

FIG. 6 is a front view thereof; and,

FIG. 7 is a rear view thereof.

1 Claim, 7 Drawing Sheets






Fig. 1




Fig. 2

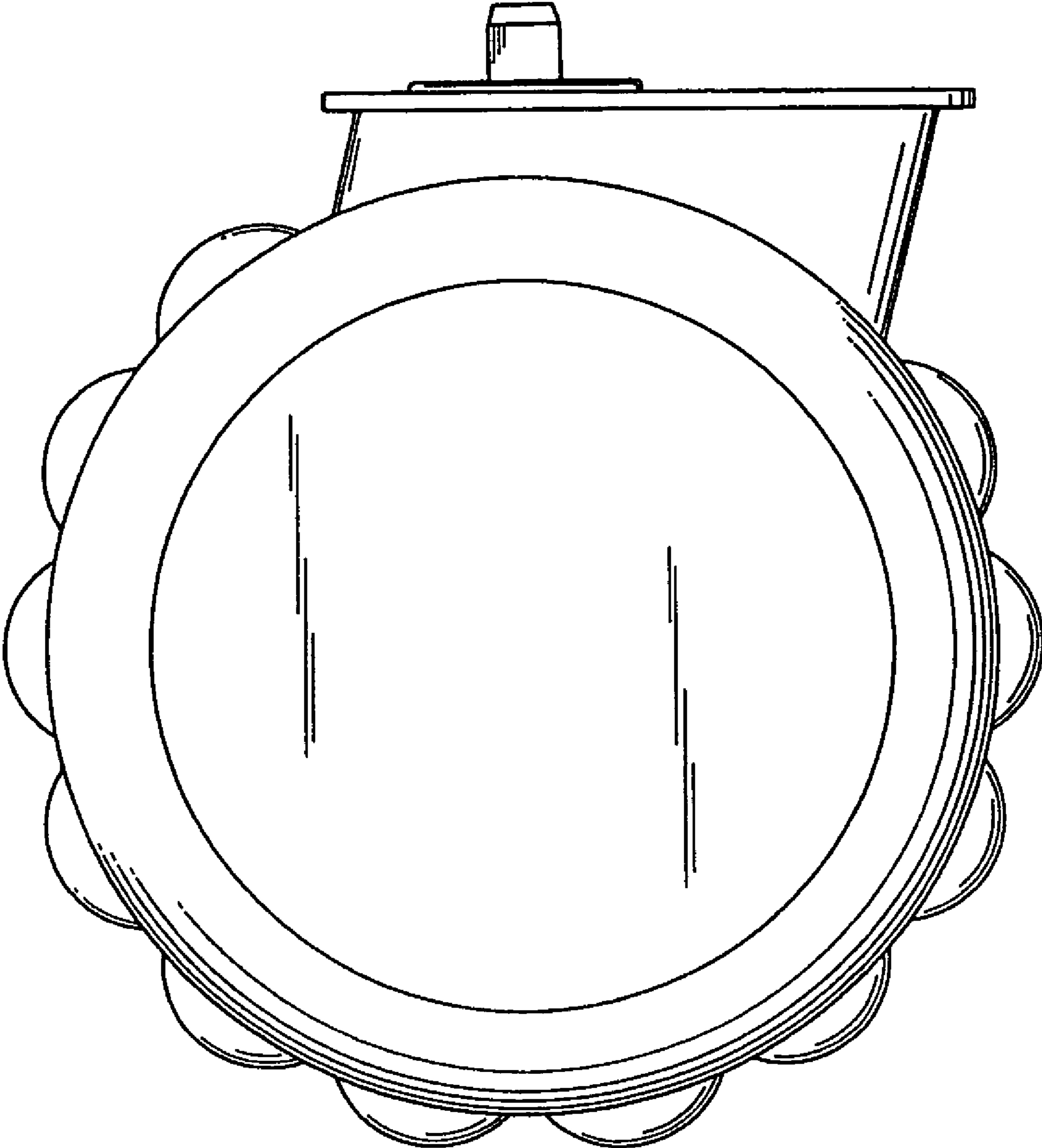


Fig. 3




Fig. 4




Fig. 5




Fig. 6

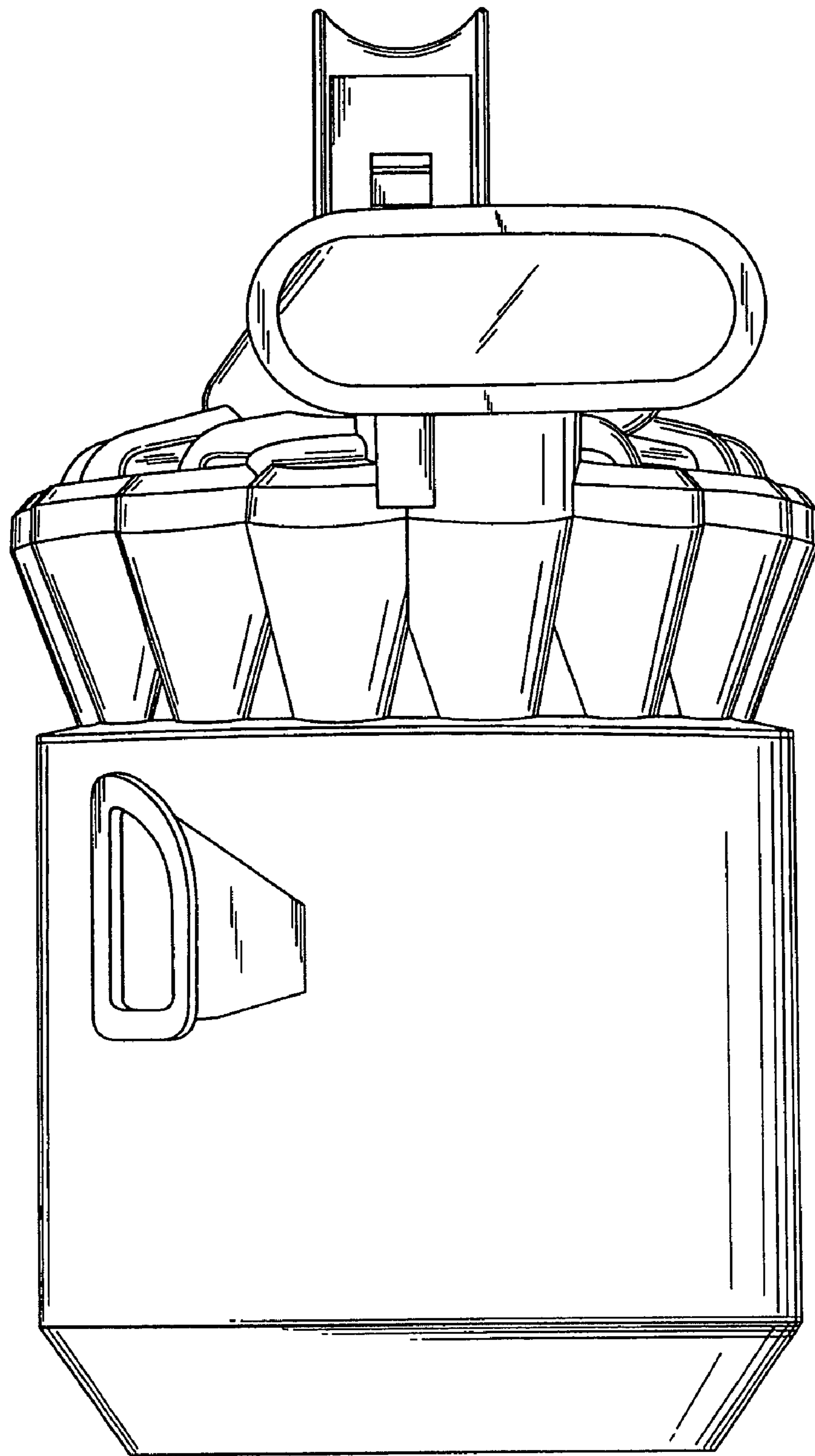


Fig. 7