



US00D587398S

(12) **United States Design Patent**
Salatto-Rose

(10) **Patent No.:** **US D587,398 S**

(45) **Date of Patent:** **** Feb. 24, 2009**

(54) **LAMP**

(75) Inventor: **Darlene Salatto-Rose**, Hickory, NC
(US)

(73) Assignee: **Robert Abbey Inc.**, Hickory, NC (US)

(**) Term: **14 Years**

(21) Appl. No.: **29/320,251**

(22) Filed: **Jun. 24, 2008**

Related U.S. Application Data

(62) Division of application No. 29/283,738, filed on Aug. 22, 2007, now Pat. No. Des. 579,145.

(51) **LOC (9) Cl.** **26-99**

(52) **U.S. Cl.** **D26/142**

(58) **Field of Classification Search** D26/65,
D26/63, 142, 141, 104, 118, 128, 110, 61,
D26/62, 93, 113, 119, 130, 134, 135, 138,
D26/153; 362/647, 648, 257, 269, 277, 279,
362/285, 290, 317, 319, 329, 351, 356, 357,
362/358, 395, 410, 412

See application file for complete search history.

(56) **References Cited**

U.S. PATENT DOCUMENTS

D35,683 S * 2/1902 Mygatt D26/134
D36,215 S * 2/1903 Mygatt D26/134
D83,933 S * 4/1931 States D26/110
D179,869 S * 3/1957 Vondy et al. D26/105
D186,427 S * 10/1959 Franzone D2/969
3,068,956 A * 12/1962 Cooley 181/289

3,566,102 A * 2/1971 Choyke, Jr. 362/317
4,725,475 A * 2/1988 Fiscus et al. 428/156
D341,441 S * 11/1993 Shapiro D26/118
D367,336 S * 2/1996 Hung D26/106
D384,767 S * 10/1997 Hutton D26/110
D385,055 S * 10/1997 Hutton D26/110
D451,628 S * 12/2001 Hutton D26/110
D474,534 S * 5/2003 Choke-arpornchai et al. D23/
366
6,821,002 B1 * 11/2004 Morgen 362/351

* cited by examiner

Primary Examiner—Freda S. Nunn

Assistant Examiner—Kevin K Rudzinski

(74) *Attorney, Agent, or Firm*—Alston & Bird LLP

(57) **CLAIM**

The ornamental design for a lamp, substantially as shown and described.

DESCRIPTION

FIG. 1 is a perspective front view of a lamp showing my new design;

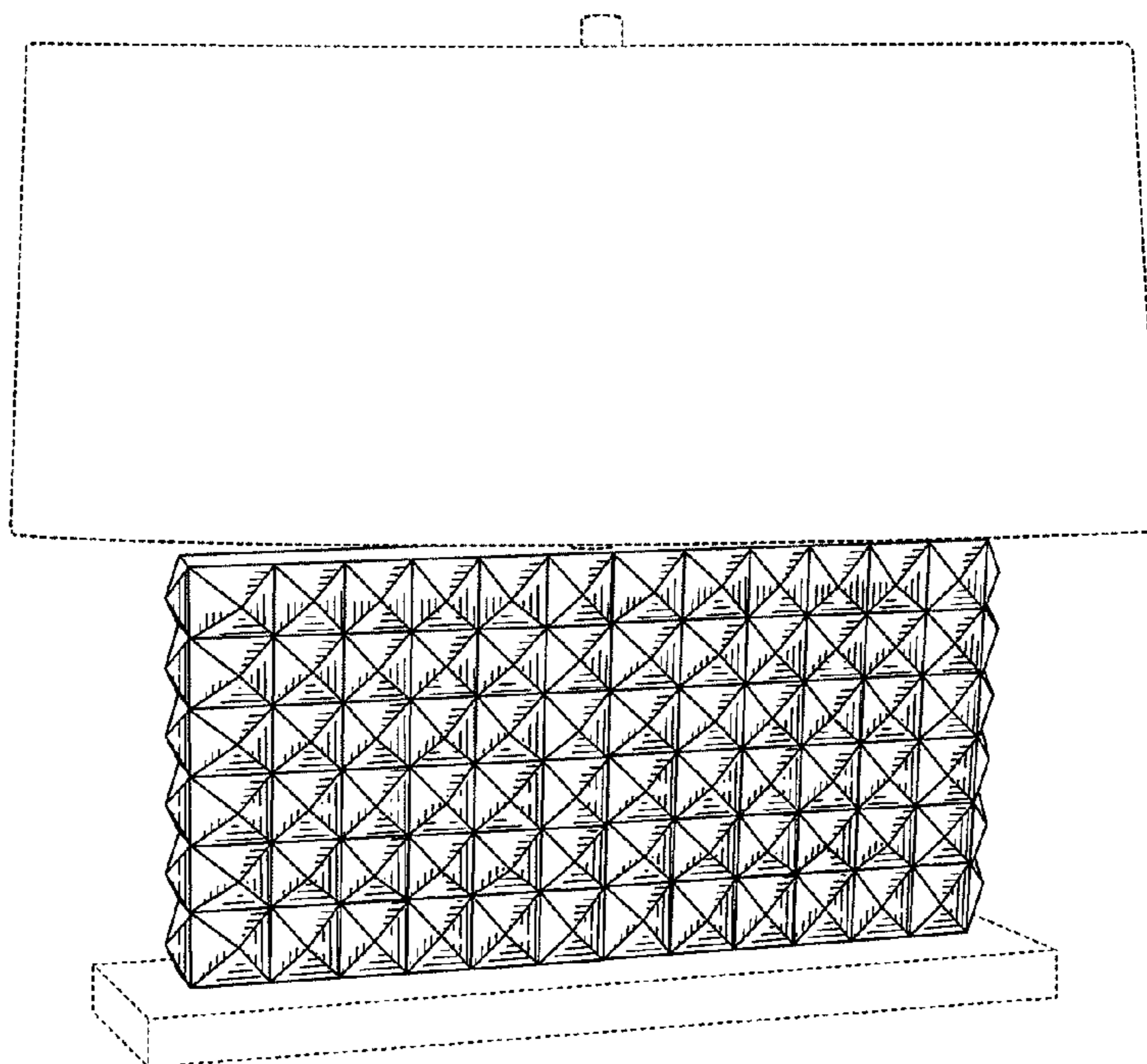
FIG. 2 is a front elevational view thereof, the rear being a mirror image;

FIG. 3 is a right side view thereof, the left side being a mirror image; and,

FIG. 4 is a top plan view thereof.

The broken line showing of environmental structure is for illustrative purposes and does not form a part of the claimed design.

1 Claim, 4 Drawing Sheets



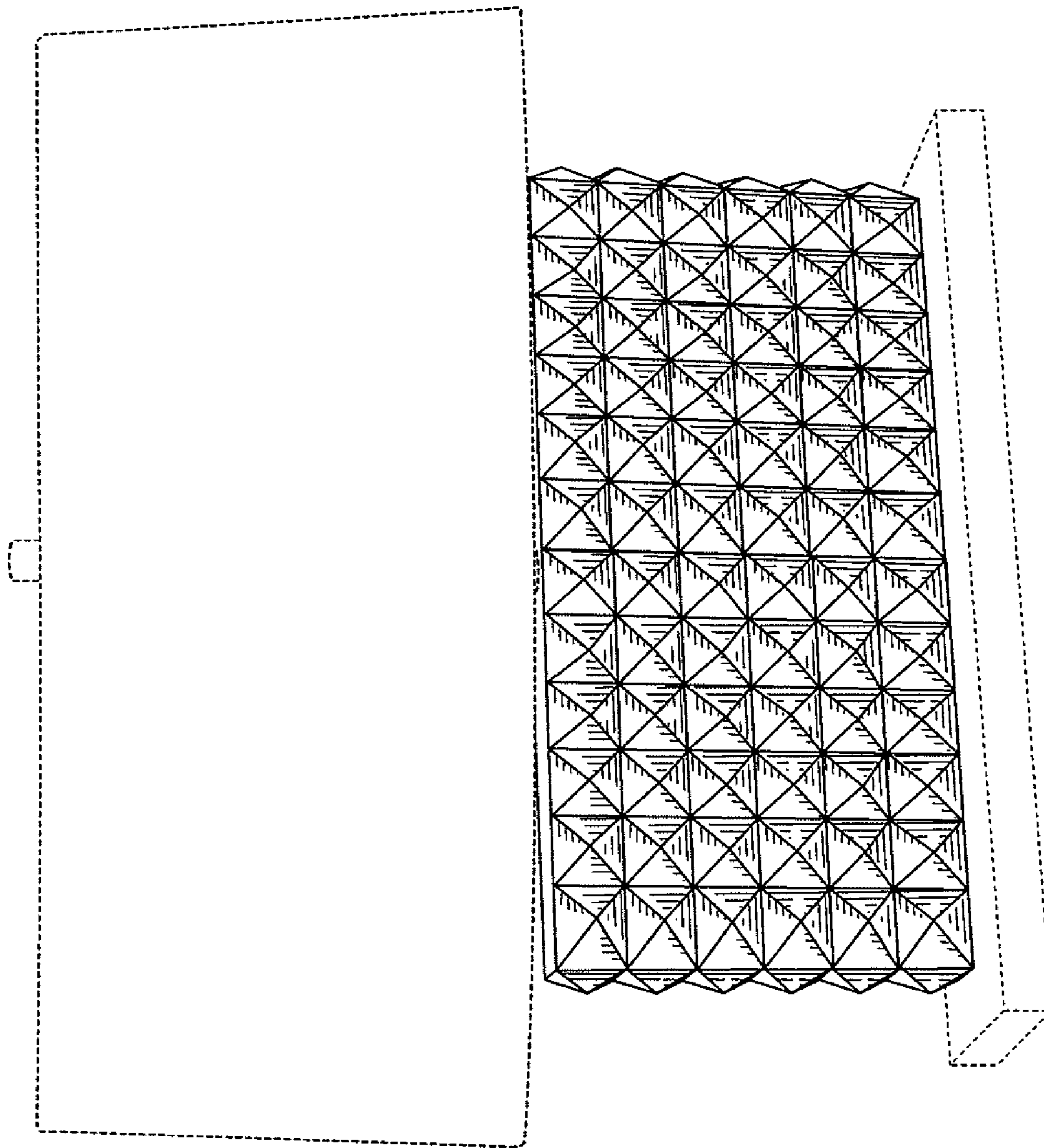
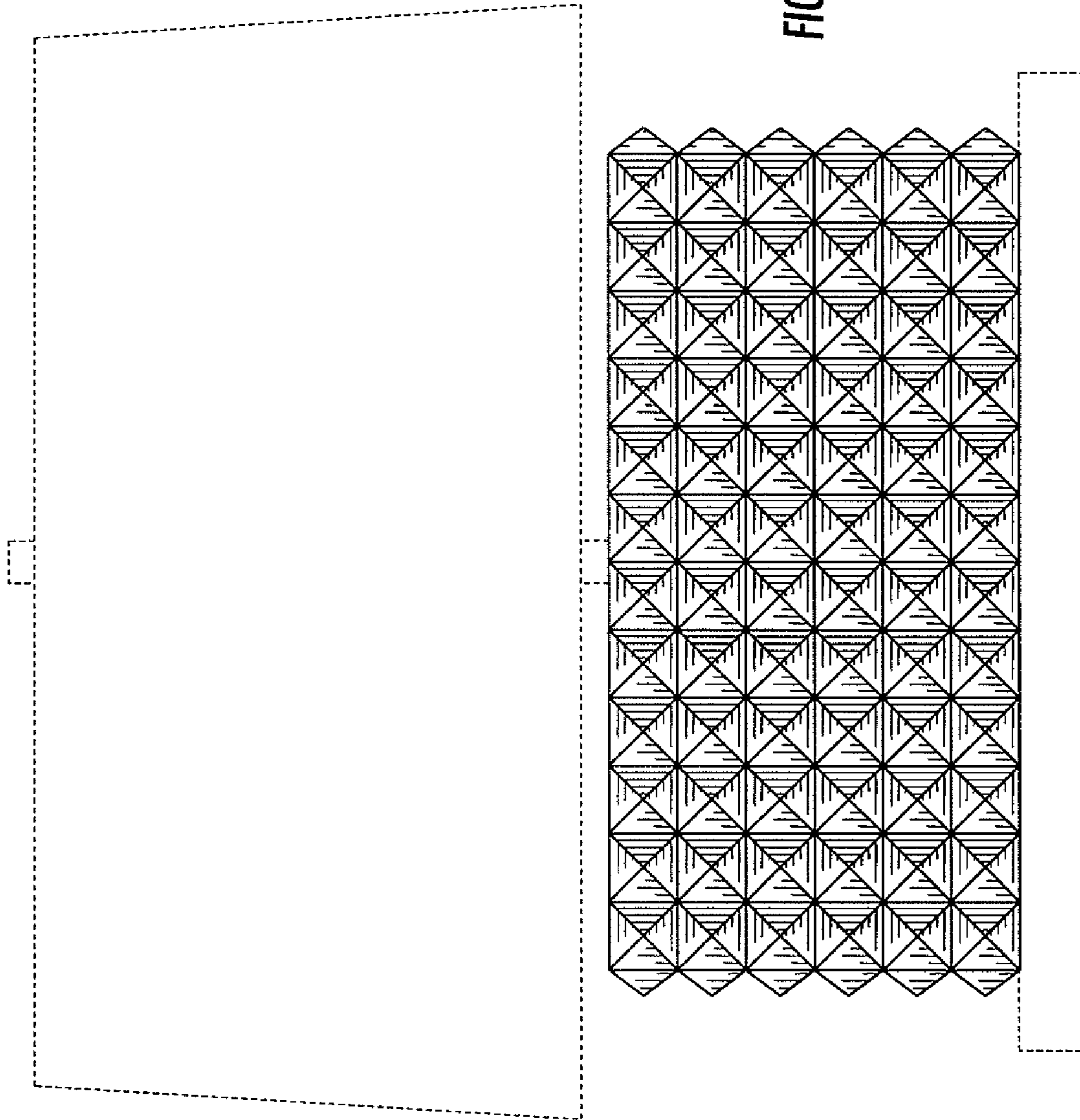


FIG. 1

FIG. 2



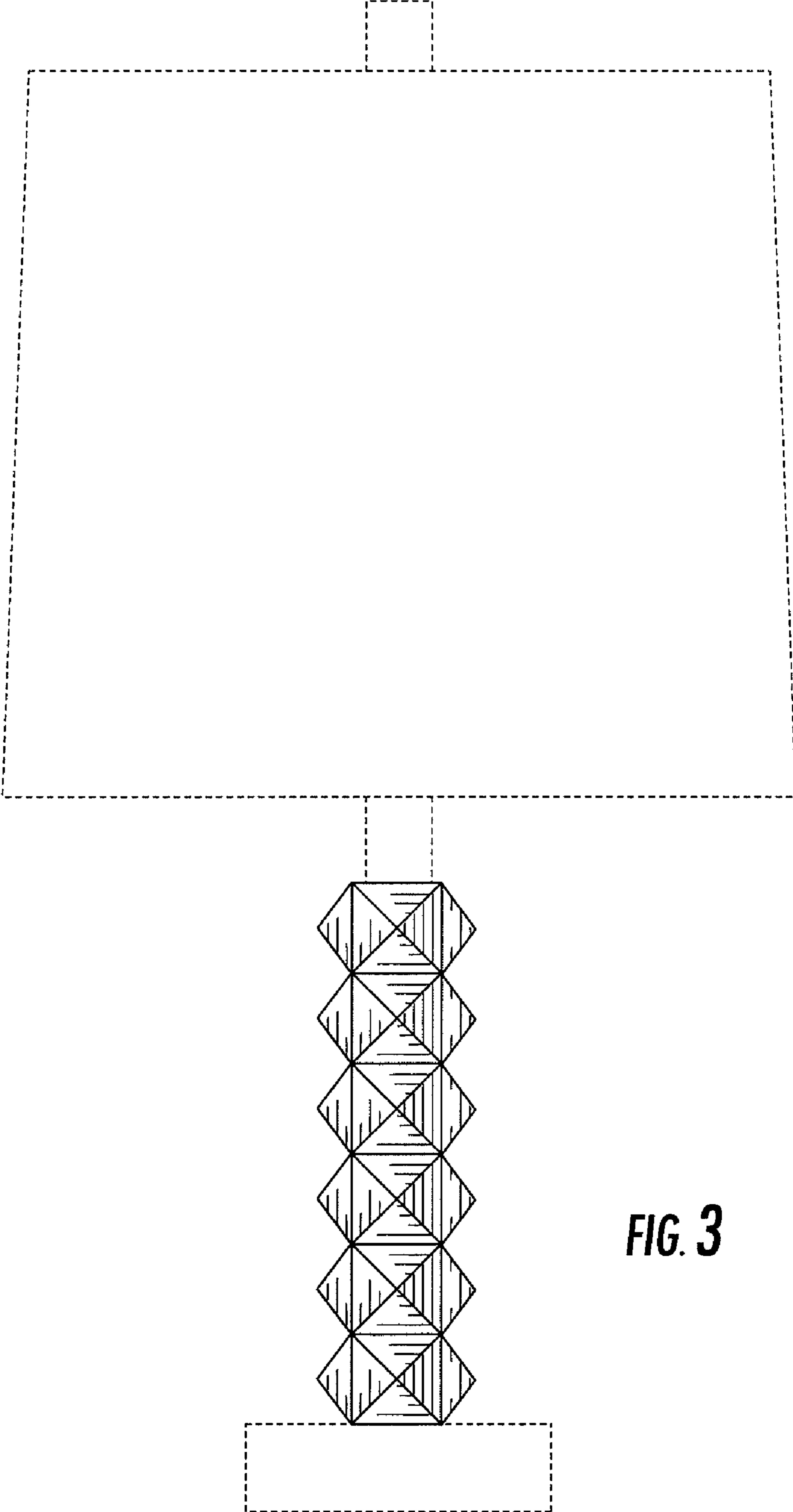


FIG. 3

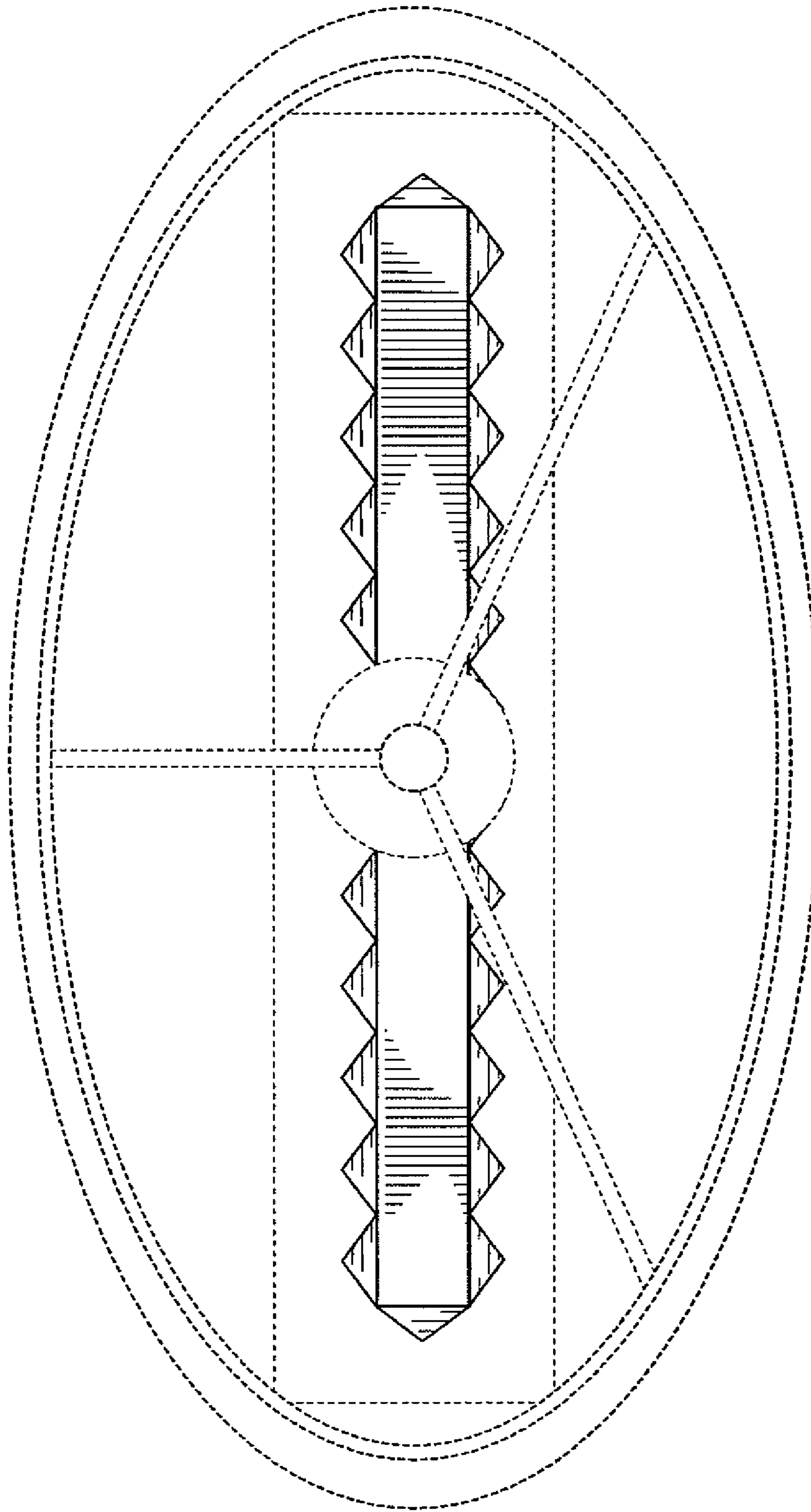


FIG. 4