



US00D587396S

(12) **United States Design Patent**
Elliott

(10) **Patent No.:** **US D587,396 S**

(45) **Date of Patent:** **** Feb. 24, 2009**

(54) **BACK PANEL FOR A LIGHT EMITTING TILE**

2006/0001361 A1* 1/2006 Imai et al. 313/498

(75) Inventor: **Grant A. Elliott**, New Territories (CN)

* cited by examiner

(73) Assignee: **Element Labs, Inc.**, Santa Clara, CA (US)

Primary Examiner—Freda S. Nunn
Assistant Examiner—Kevin K Rudzinski
(74) *Attorney, Agent, or Firm*—Peter Hsieh

(**) Term: **14 Years**

(57) **CLAIM**

(21) Appl. No.: **29/306,191**

The ornamental design for a back panel for a light emitting tile, as shown and described.

(22) Filed: **Apr. 3, 2008**

(51) **LOC (9) Cl.** **26-99**

(52) **U.S. Cl.** **D26/138**

(58) **Field of Classification Search** D26/118,
D26/120, 138, 122, 119, 88, 87, 85, 68, 63,
D26/155, 25, 60, 61, 72, 113, 128, 140; 362/290,
362/330, 267, 612, 555, 512, 520, 147, 182,
362/352, 376, 407, 800; D13/180; 52/144,
52/145, 220.6, 473

See application file for complete search history.

DESCRIPTION

FIG. 1 is an isometric view of the back panel for a light emitting tile according to a first embodiment of the present disclosure.

FIG. 2 is a top view thereof.

FIG. 3 is an isometric view of the back panel for a light emitting tile according to a second embodiment of the present disclosure.

FIG. 4 is an isometric view of the back panel for a light emitting tile according to a third embodiment of the present disclosure; and,

FIG. 5 is a top view thereof.

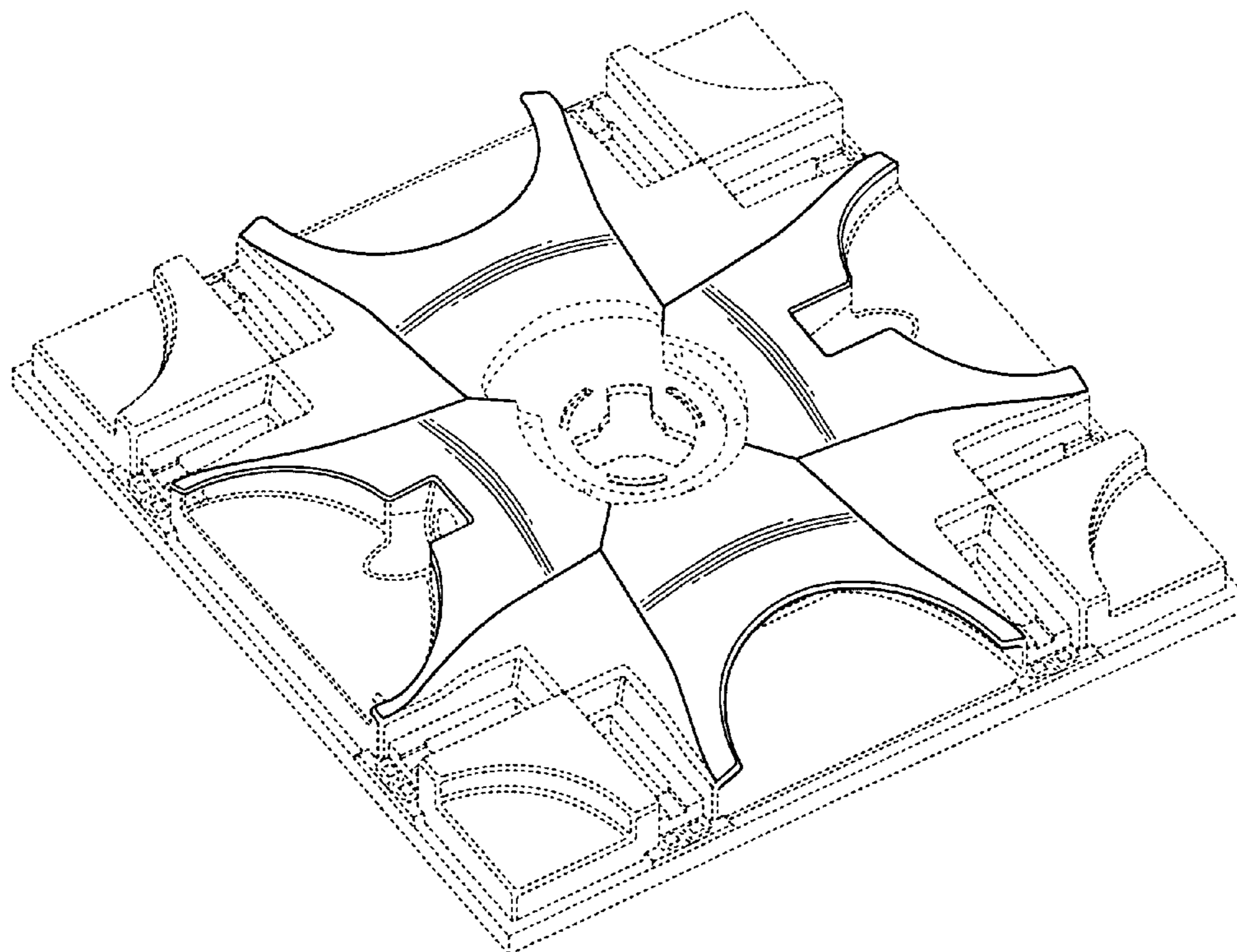
The broken lines shown are included for the purpose of illustrating environmental structure and form no part of the claimed design.

(56) **References Cited**

U.S. PATENT DOCUMENTS

D234,800 S *	4/1975	Swartz	D26/24
D508,234 S *	8/2005	Moriyama et al.	D13/180
7,014,332 B2 *	3/2006	Sergio et al.	362/147
7,160,010 B1 *	1/2007	Chinniah et al.	362/511
D536,309 S *	2/2007	Muguruma et al.	D13/180
D547,480 S *	7/2007	Cnossen	D26/74
2004/0041222 A1 *	3/2004	Loh	257/433

1 Claim, 5 Drawing Sheets



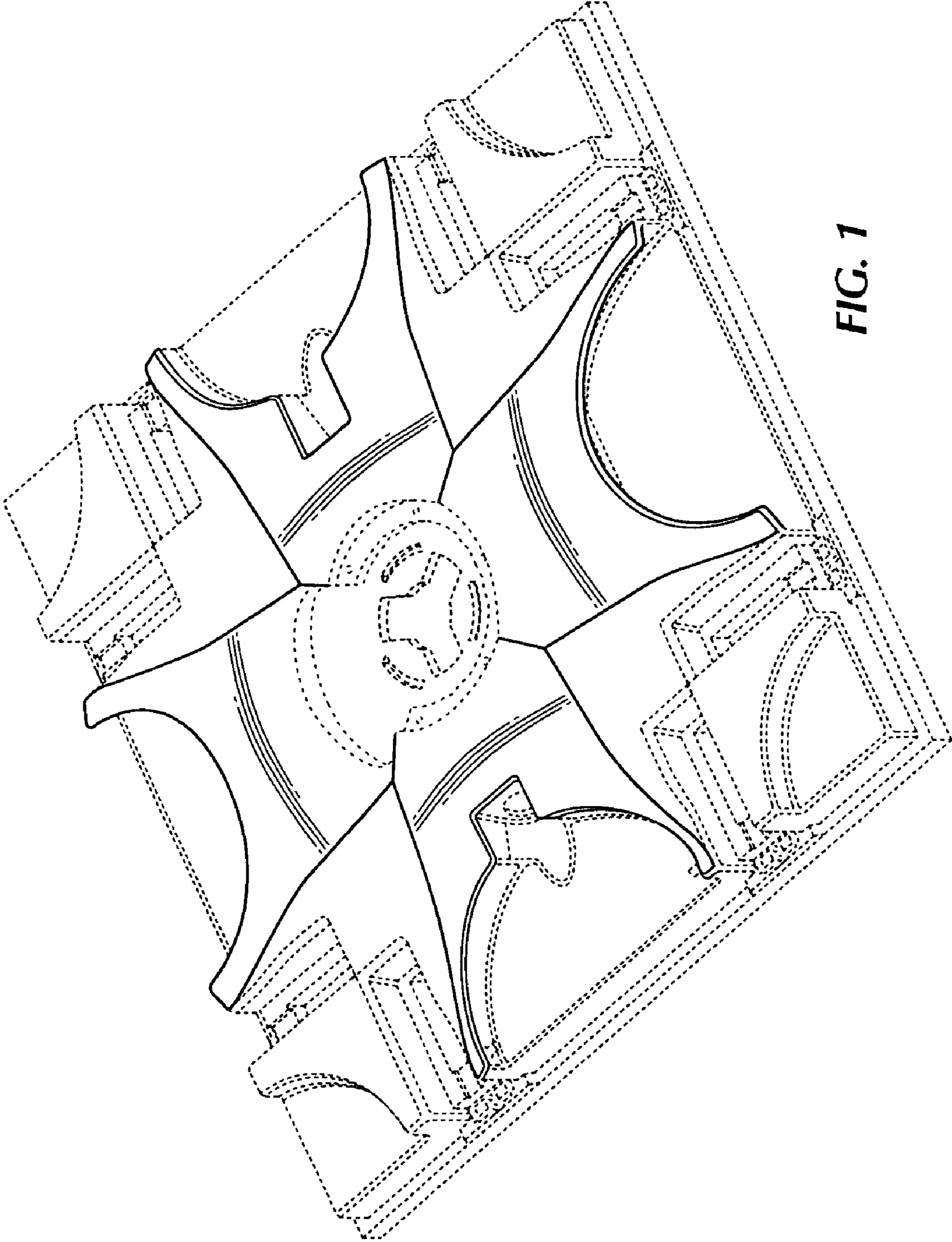


FIG. 1




FIG. 2

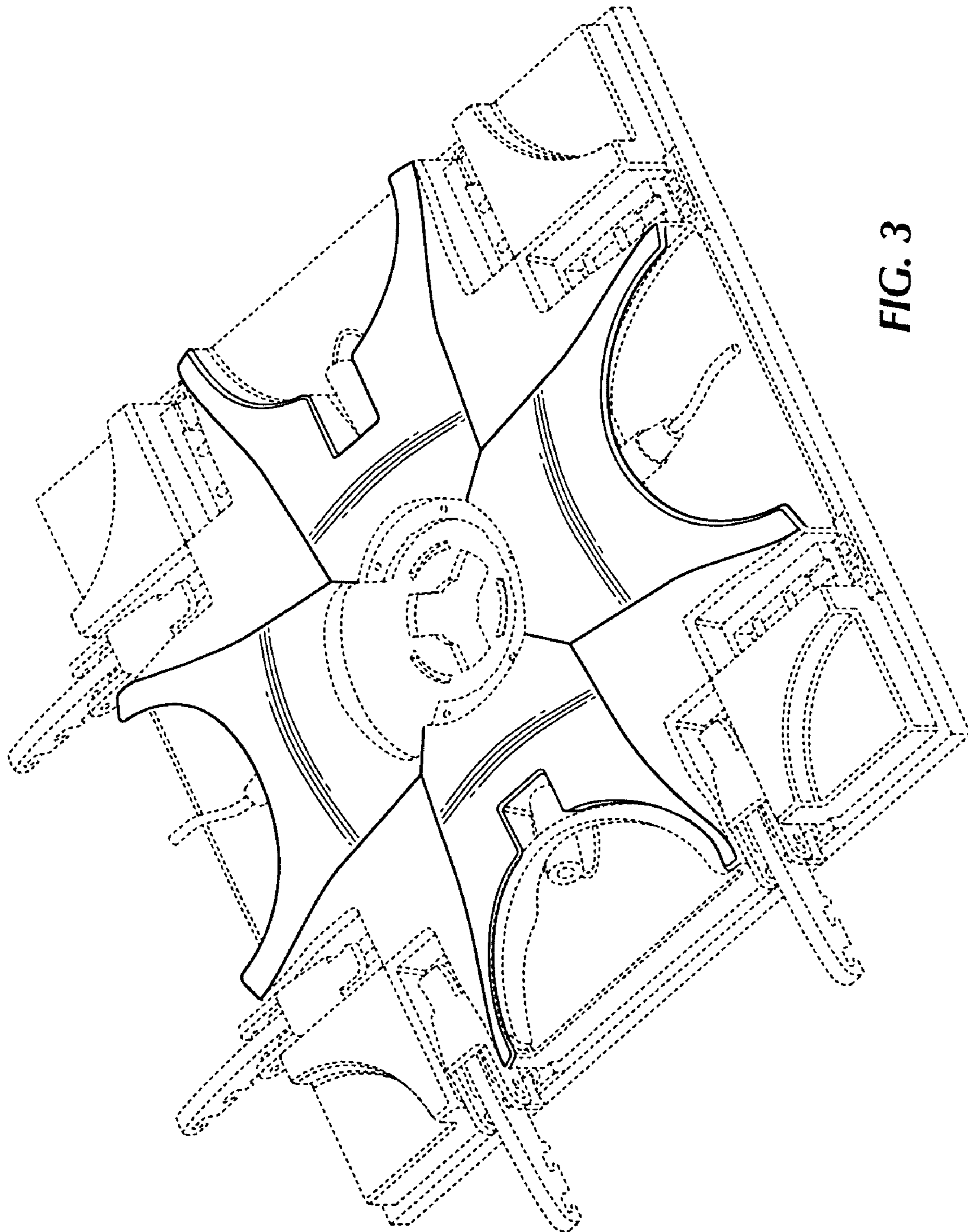


FIG. 3

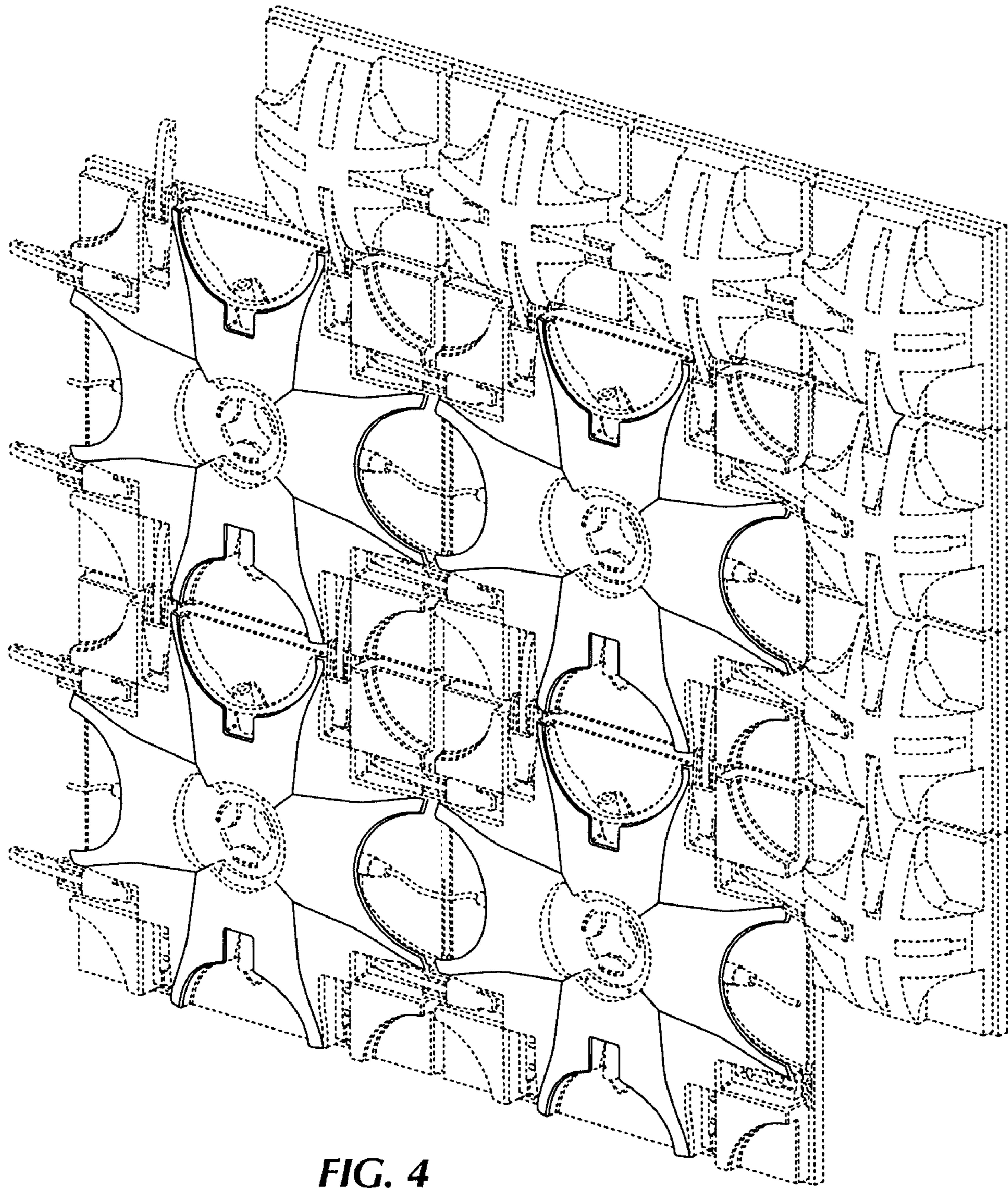


FIG. 4

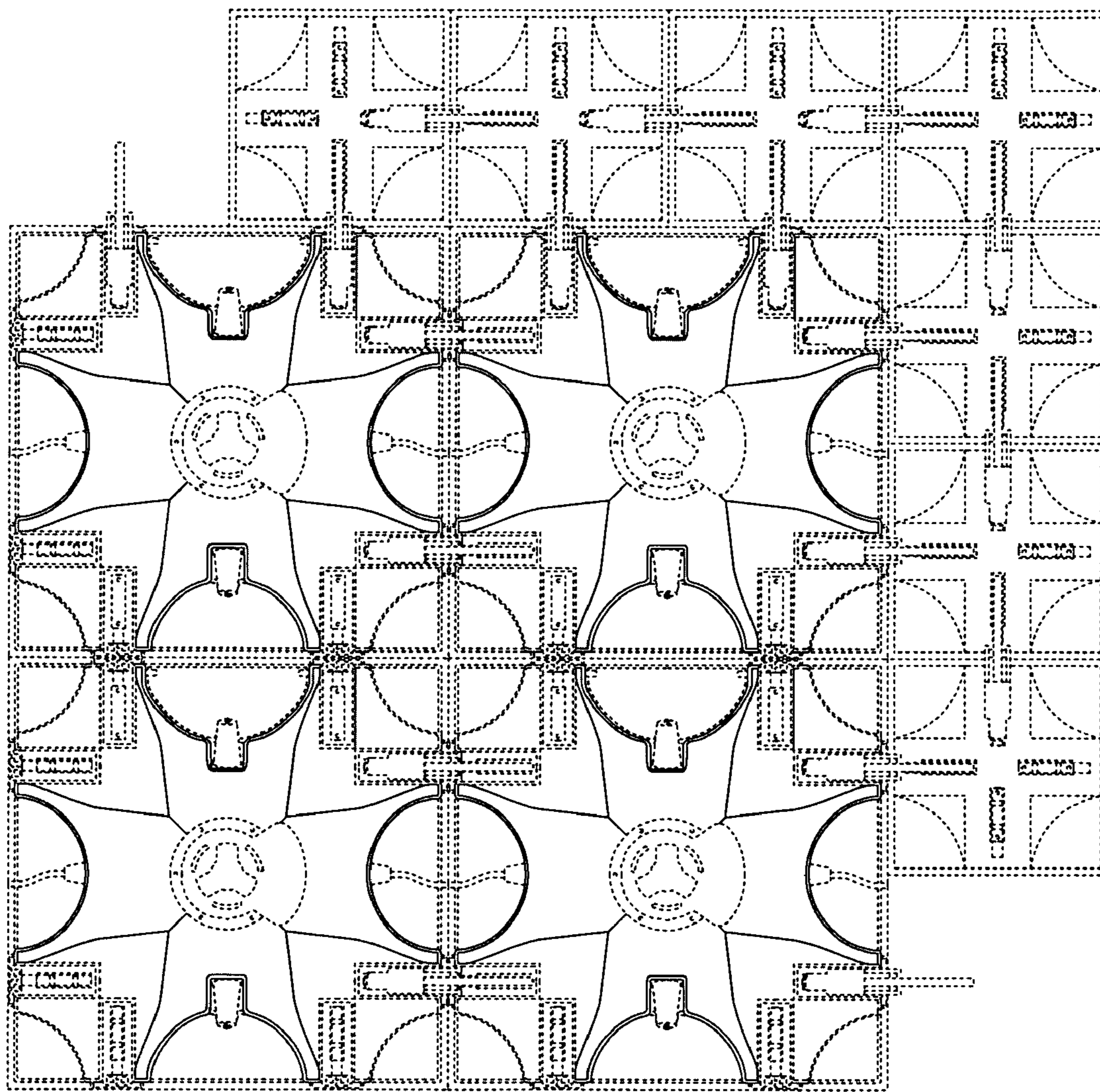


FIG. 5