



US00D587368S

(12) **United States Design Patent**  
**Lee**

(10) **Patent No.:** **US D587,368 S**  
(45) **Date of Patent:** **\*\* Feb. 24, 2009**

(54) **HARD SKIN REMOVER**

(75) Inventor: **Seung Kuk Lee**, Seoul (KR)

(73) Assignee: **Max Mate Limited**, Seoul (KR)

(\*\*) Term: **14 Years**

(21) Appl. No.: **29/283,537**

(22) Filed: **Aug. 16, 2007**

(30) **Foreign Application Priority Data**

Feb. 20, 2007 (KR) ..... 30-2007-0007484

(51) **LOC (9) Cl.** ..... **24-02**

(52) **U.S. Cl.** ..... **D24/147**

(58) **Field of Classification Search** ..... D24/146-147,  
D24/133, 138; D28/56-62; 606/131-133;  
30/26-29

See application file for complete search history.

(56) **References Cited**

**U.S. PATENT DOCUMENTS**

6,309,398 B1 \* 10/2001 Florke ..... 606/131  
D525,744 S \* 7/2006 Dibnah et al. .... D28/44  
D561,395 S \* 2/2008 Lee ..... D28/57  
D561,397 S \* 2/2008 Lee ..... D28/59

D566,274 S \* 4/2008 Lee ..... D24/147  
2007/0137040 A1 \* 6/2007 Schlipkoter et al. .... 30/26

\* cited by examiner

*Primary Examiner*—Ian Simmons

*Assistant Examiner*—Wan Laymon

(74) *Attorney, Agent, or Firm*—IPLA P.A.; James E. Bame

(57) **CLAIM**

The ornamental design for a hard skin remover, as shown and described.

**DESCRIPTION**

FIG. 1 is a perspective view of a hard skin remover showing my new design;

FIG. 2 is a front elevational view thereof;

FIG. 3 is a rear elevational view thereof;

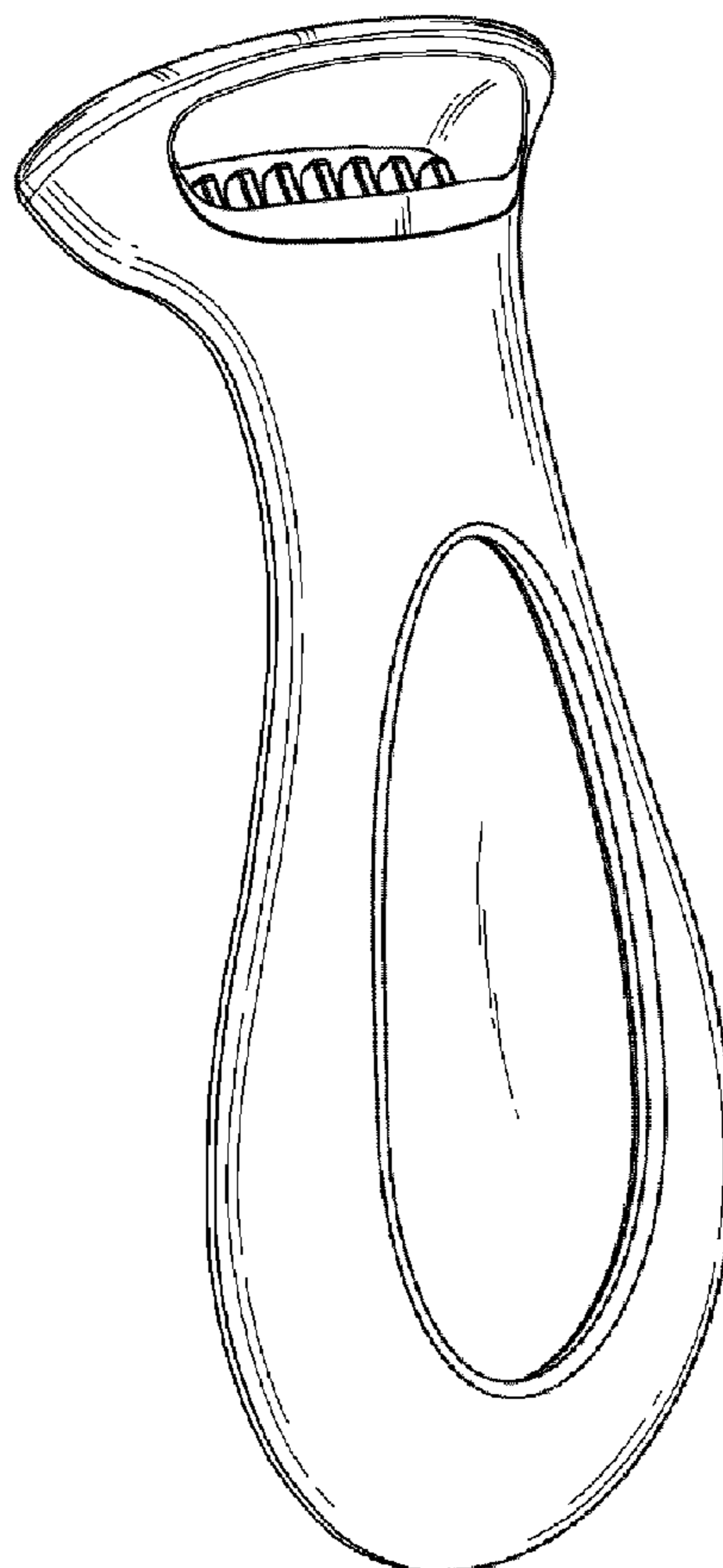
FIG. 4 is a side elevational view thereof, the opposite side being a mirror image;

FIG. 5 is a top plan view thereof; and,

FIG. 6 is a bottom plan view thereof.

The broken lines shown in FIG. 3 are included for purpose of illustrating environmental elements only and form no part of the claimed design.

**1 Claim, 3 Drawing Sheets**



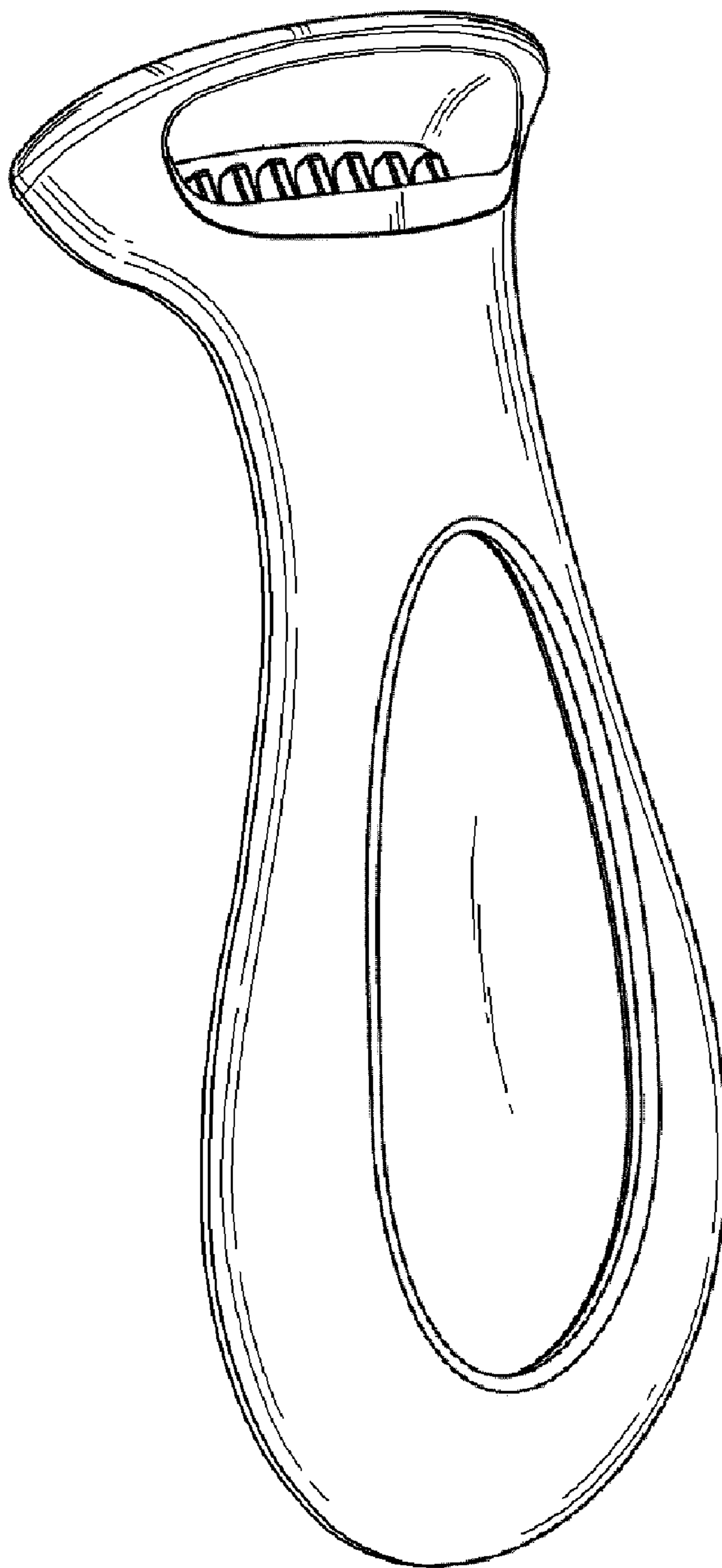


FIG. 1

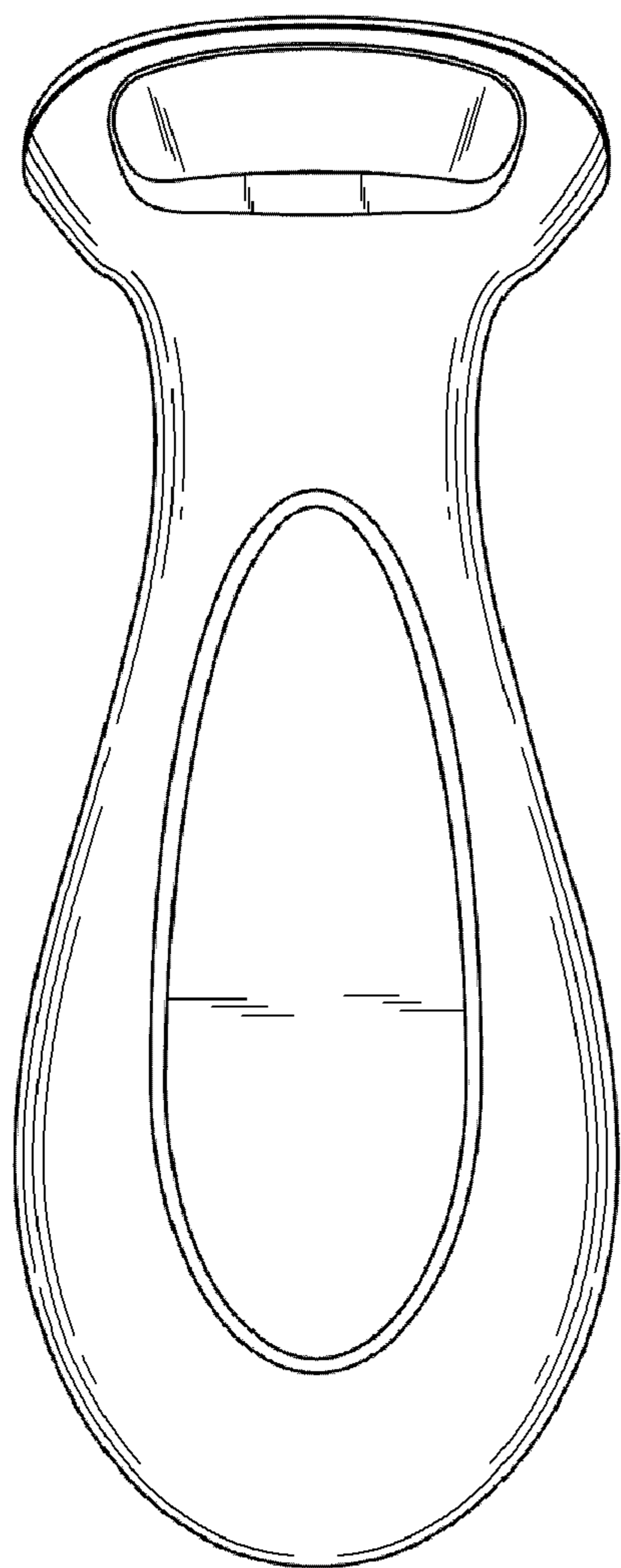


FIG. 2

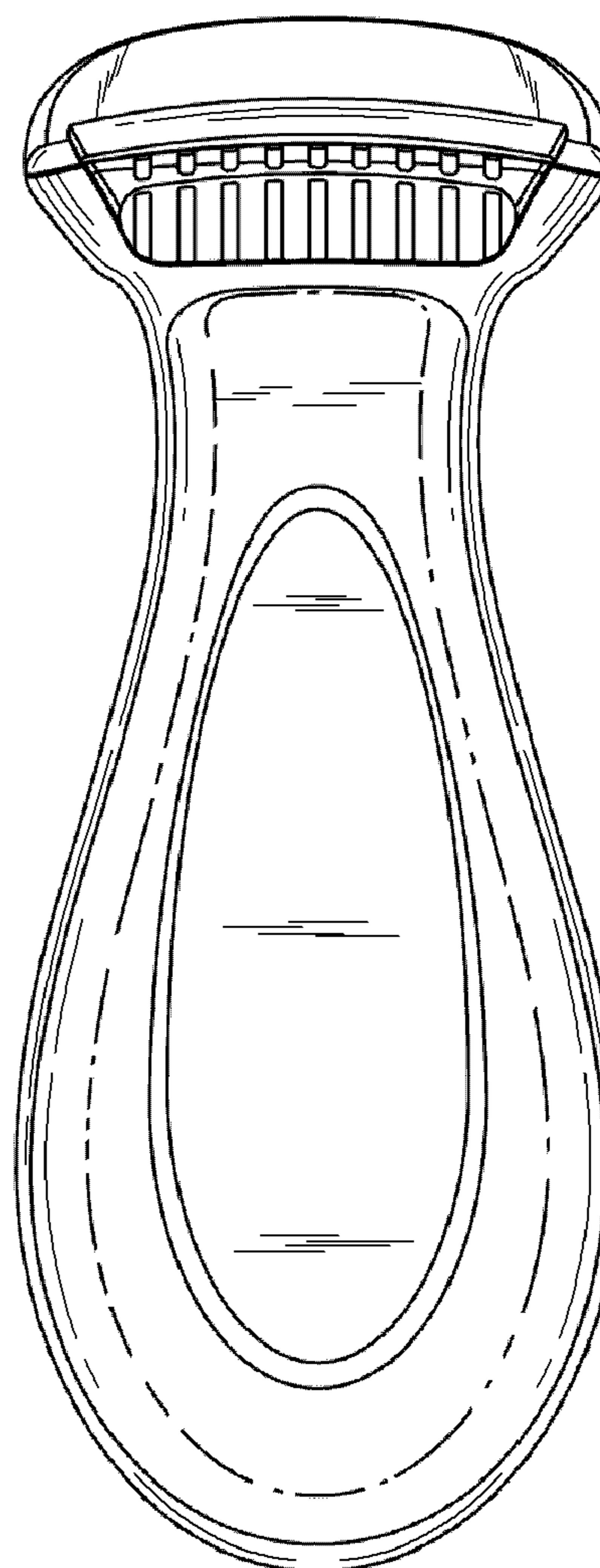


FIG. 3



FIG. 4

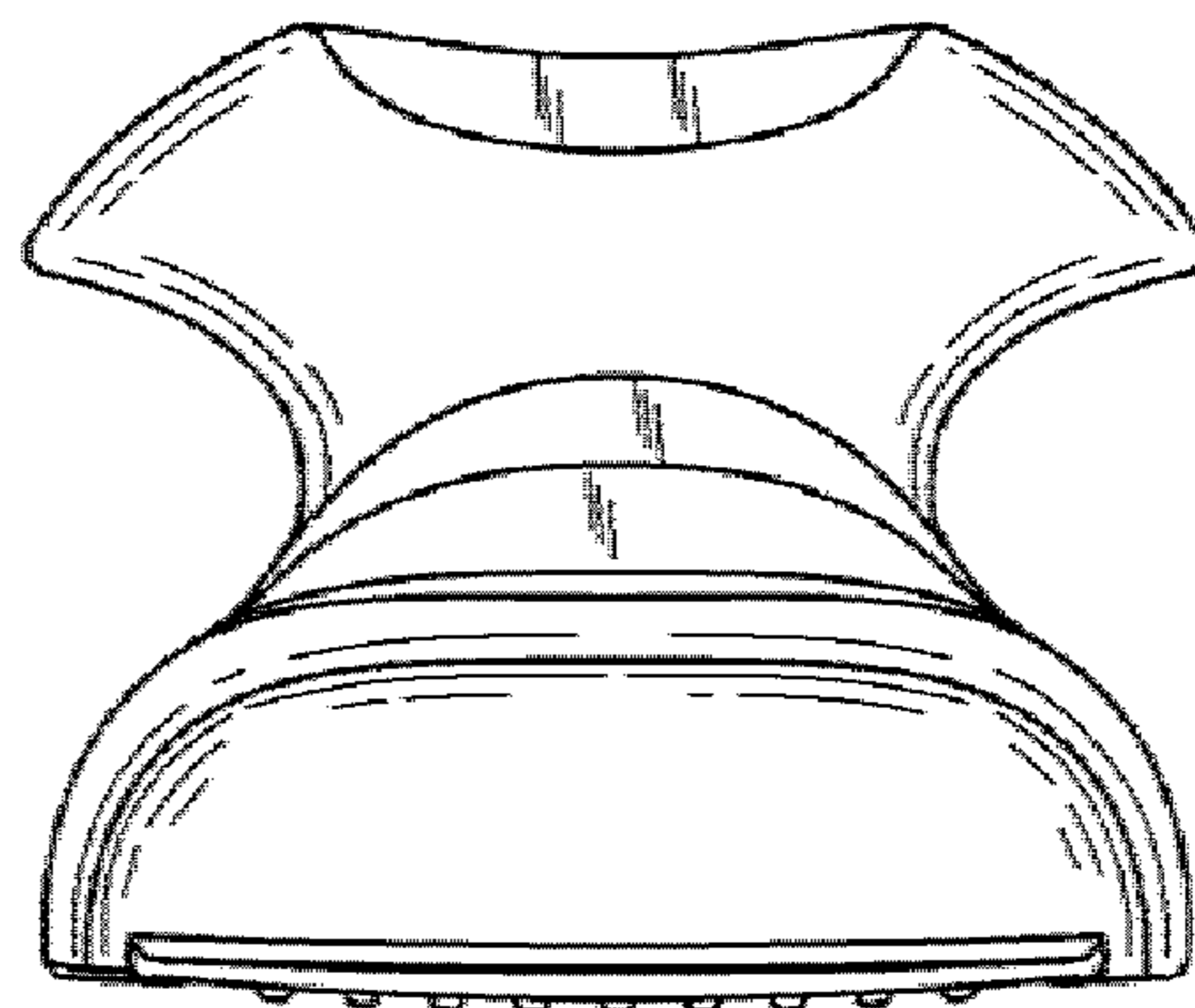


FIG. 5




FIG. 6