



US00D587366S

(12) **United States Design Patent**
Turkat

(10) **Patent No.:** **US D587,366 S**

(45) **Date of Patent:** **** Feb. 24, 2009**

(54) **UNISEX URINATION CONDUIT**

(Continued)

(76) **Inventor:** **Michael Turkat**, 999 Hood Rd.,
Marietta, GA (US) 30068

Primary Examiner—Louis S Zarfaz

Assistant Examiner—David G Muller

(74) *Attorney, Agent, or Firm*—Myers & Kaplan, LLC;
Mathew L. Grell

(**) **Term:** **14 Years**

(21) **Appl. No.:** **29/307,867**

(57) **CLAIM**

(22) **Filed:** **May 16, 2008**

The ornamental design for a unisex urination conduit, as shown and described.

(51) **LOC (9) Cl.** **24-04**

(52) **U.S. Cl.** **D24/122**

(58) **Field of Classification Search** D24/122,
D24/123, 121, 224, 199, 138; D23/274,
D23/302, 295, 309, 200, 303, 266; 4/144.1–144.4,
4/459, 460; 604/317, 318, 334; 600/573;
220/DIG. 7; D25/119, 124; D9/711, 440,
D9/442; 138/118; 16/108; D12/194; D3/318
See application file for complete search history.

DESCRIPTION

FIG. 1 is a perspective view of a unisex urination conduit, in an expanded condition;

FIG. 2 is a top perspective view of the unisex urination conduit of FIG. 1;

FIG. 3 is a front view of the unisex urination conduit of FIG. 1;

FIG. 4 is a bottom perspective view of the unisex urination conduit of FIG. 1;

FIG. 5 is a left side view of the unisex urination conduit of FIG. 1;

FIG. 6 is a perspective view of the unisex urination conduit of FIG. 1, shown in a folded position;

FIG. 7 is a top perspective view of the unisex urination conduit of FIG. 6, shown in a folded position;

FIG. 8 is a front view of the unisex urination conduit of FIG. 6, shown in a folded position;

FIG. 9 is a bottom perspective view of the unisex urination conduit of FIG. 6, shown in a folded position; and,


FIG. 10 is a left side view of the unisex urination conduit of FIG. 6, shown in a folded position.

(56) **References Cited**

U.S. PATENT DOCUMENTS

587,803	A *	8/1897	Ewer	4/144.1
3,900,019	A *	8/1975	Logiadis	4/144.3
3,964,111	A	6/1976	Packer	
4,023,216	A	5/1977	Li	
D275,228	S *	8/1984	Nishigaki	D24/138
D277,700	S *	2/1985	Heber et al.	D24/199
4,531,245	A	7/1985	Lowd et al.	
4,588,397	A	5/1986	Giacalone	
4,608,046	A *	8/1986	Towfigh	4/144.3
D292,071	S *	9/1987	Weir	D9/442
D302,042	S	7/1989	McGovern et al.	
4,963,137	A	10/1990	Heyden	
5,408,703	A	4/1995	Cicio	
D374,281	S	10/1996	Markles	

1 Claim, 2 Drawing Sheets



US D587,366 S

Page 2

U.S. PATENT DOCUMENTS

5,607,551	A	3/1997	Farrington, Jr. et al.		
5,672,248	A	9/1997	Wendt et al.		
5,772,845	A	6/1998	Farrington, Jr. et al.		
D418,753	S *	1/2000	DuBow	D9/440	
6,327,716	B1	12/2001	Kaus		
6,389,609	B1 *	5/2002	Andritz	4/144.1	
D464,875	S *	10/2002	Koppang	D9/711	
6,669,675	B2	12/2003	Lipman et al.		
6,719,741	B2	4/2004	Ching		
D495,798	S	9/2004	Gugliotta		
D498,054	S *	11/2004	Moon	D3/318	
D527,101	S	8/2006	Fernandez		
D558,111	S *	12/2007	Banks, III	D12/194	
D575,866	S *	8/2008	Schmidt	D24/122	
D577,434	S *	9/2008	Stebler	D24/122	
2003/0055388	A1	3/2003	Clinton et al.		
2003/0195483	A1	10/2003	Ching		
2007/0169253	A1	7/2007	Panzer		
2007/0191795	A1	8/2007	Di Croce		

* cited by examiner

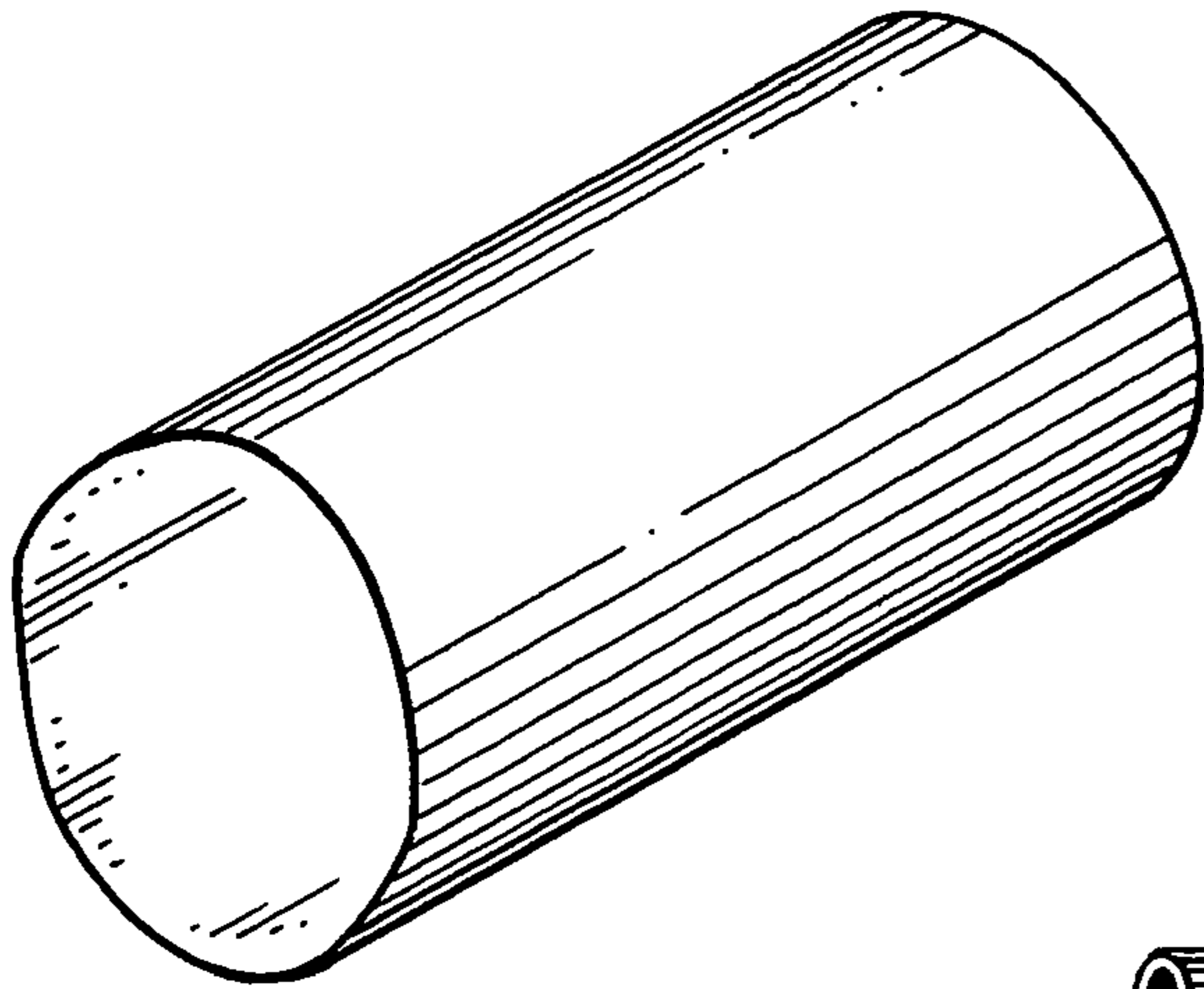


Fig. 1




Fig. 2

Fig. 5


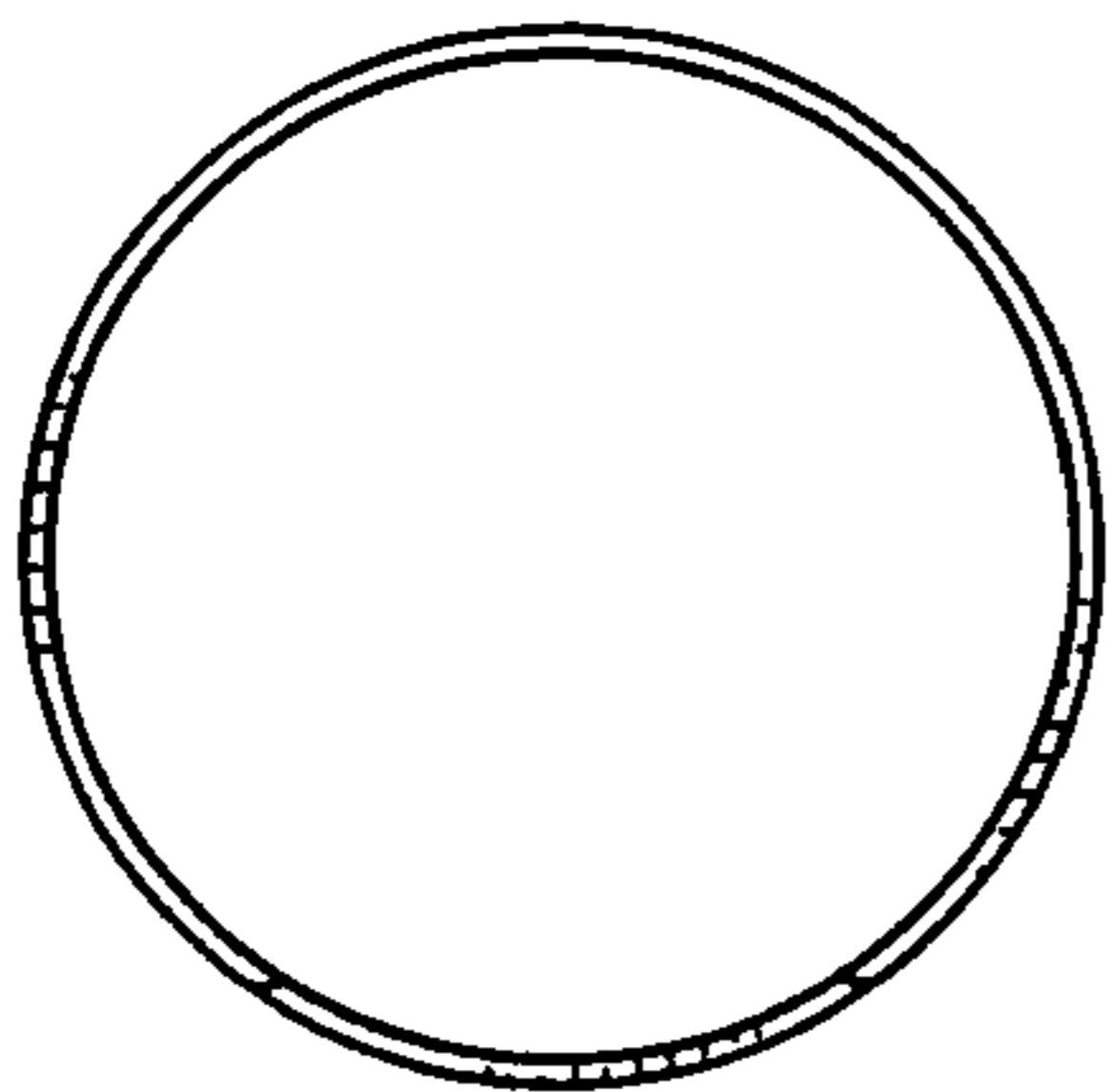



Fig. 3

Fig. 4



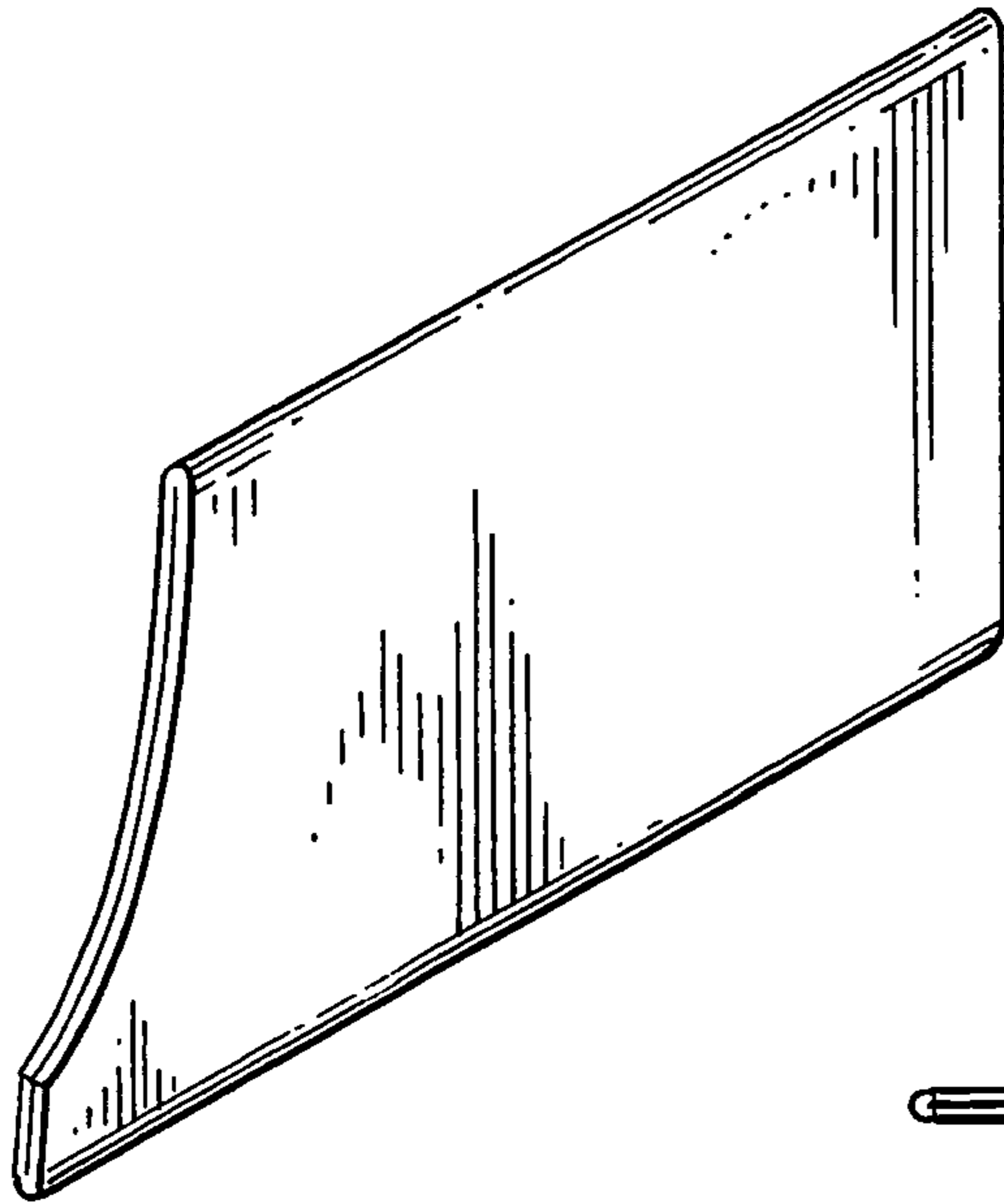


Fig. 6



Fig. 7

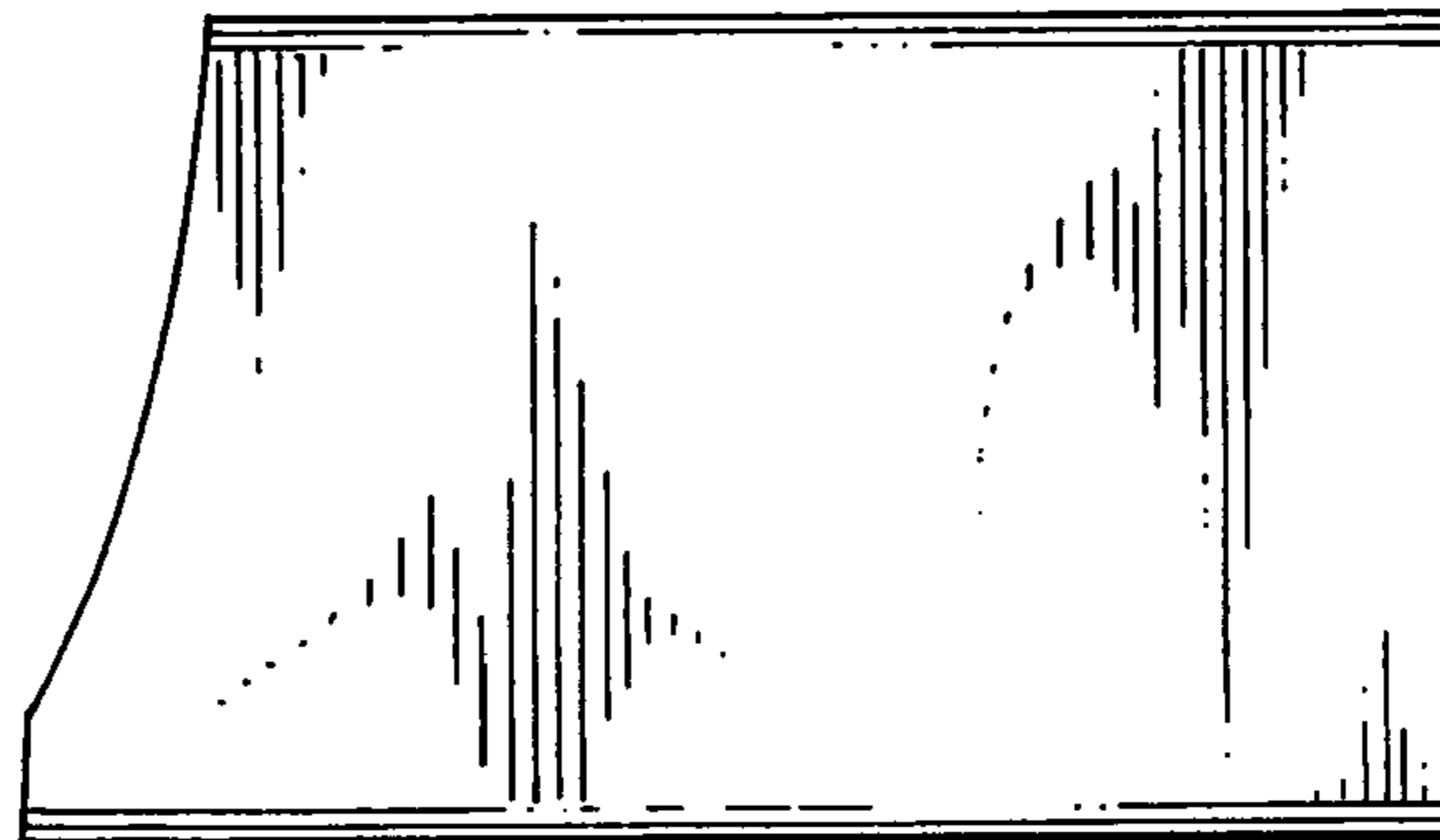


Fig. 10

Fig. 8



Fig. 9