



US00D587359S

(12) **United States Design Patent**
Diaz et al.

(10) **Patent No.:** **US D587,359 S**

(45) **Date of Patent:** **** Feb. 24, 2009**

(54) **CHASSIS FOR WATER HEATER**

(75) Inventors: **Rocio Meza Diaz**, Delegación Coyoacán (MX); **Carlos Silva Imilan**, Delegación Tlalpan (MX)

(73) Assignee: **Calentadores de America, S. de R.L. de C.V.**, Mexico City, C.P. (MX)

(**) Term: **14 Years**

(21) Appl. No.: **29/305,263**

(22) Filed: **Mar. 17, 2008**

(30) **Foreign Application Priority Data**

Sep. 18, 2007 (MX) MX/F/2007/001968

(51) **LOC (9) Cl.** **23-03**

(52) **U.S. Cl.** **D23/318**

(58) **Field of Classification Search** D23/318,
D23/322, 319, 320, 321, 334; 126/361, 35 R;
122/13.2, 14, 15, 19.2; 392/449, 451, 454
See application file for complete search history.

(56) **References Cited**

U.S. PATENT DOCUMENTS

D108,706 S	3/1938	Sands
D127,517 S	5/1941	Fowler
D131,955 S	4/1942	Stangle
D145,078 S	6/1946	Green
D145,106 S	6/1946	Schladermundt
2,617,391 A	11/1952	Raymond
3,767,894 A	10/1973	Berger

D262,992 S	2/1982	Owen	
D300,352 S	3/1989	Ronvik	
D310,260 S	8/1990	Gauer et al.	
D347,274 S	5/1994	Prevost	
D351,900 S	10/1994	Prevot	
D361,073 S *	8/1995	Walters et al. D14/140.2
D388,868 S	1/1998	Vago et al.	
D400,971 S	11/1998	Vago et al.	
D485,893 S *	1/2004	Du et al. D23/318
D486,897 S *	2/2004	Rolph et al. D23/319
D532,497 S *	11/2006	Engel et al. D23/318
D550,825 S *	9/2007	McNeely et al. D23/364
D553,728 S *	10/2007	McNeely et al. D23/364
2001/0031137 A1 *	10/2001	Jones-Lawlor et al. 392/367

* cited by examiner

Primary Examiner—Robert M Spear
Assistant Examiner—Ania K Dworzecka
(74) *Attorney, Agent, or Firm*—Dority & Manning, P.A.

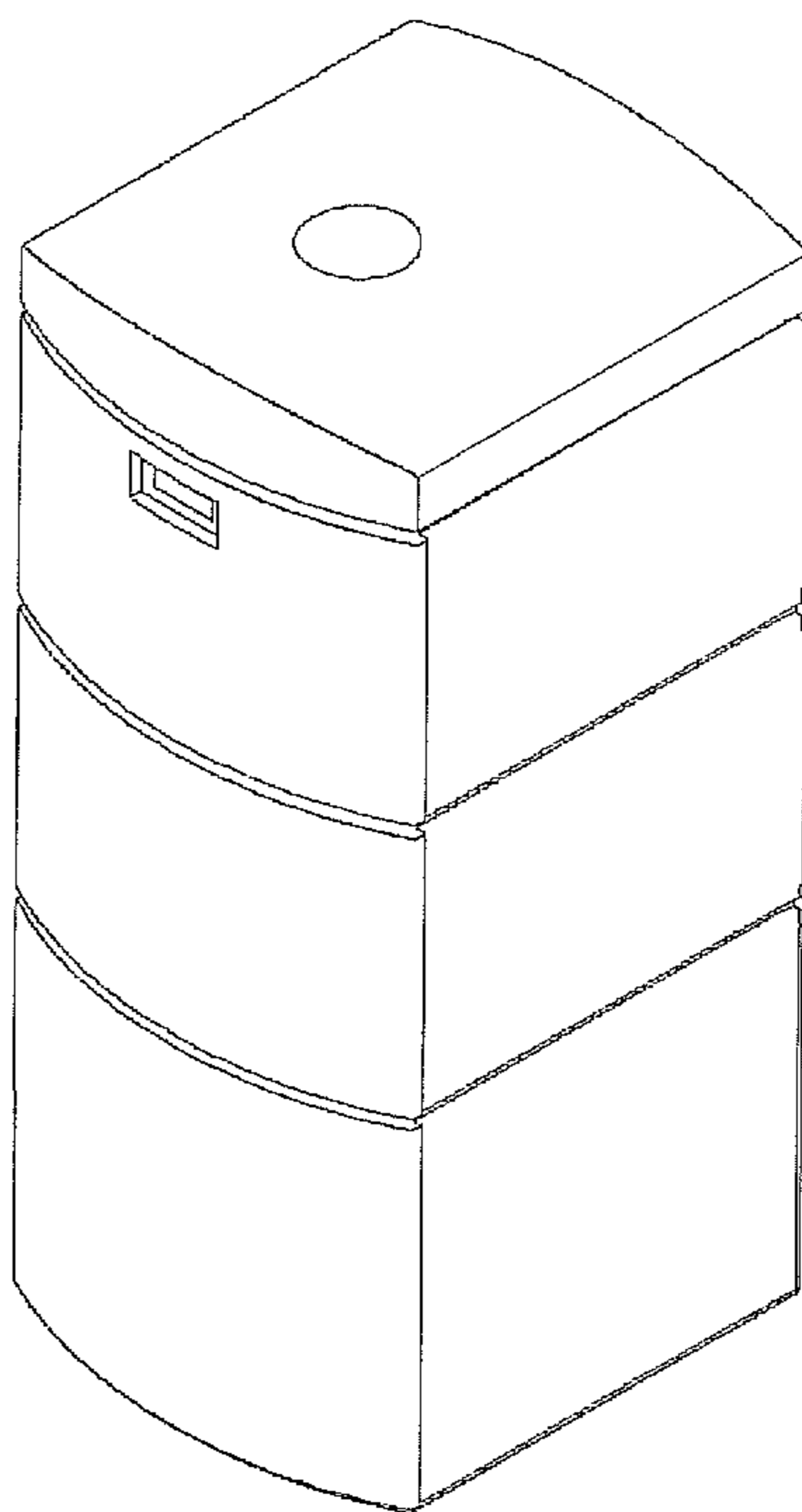
(57) **CLAIM**

A chassis for a water heater, as described and shown.

DESCRIPTION

FIG. 1 is a perspective view of the water heater chassis;
FIG. 2 is a front view of the same;
FIG. 3 is a back view of the same;
FIG. 4 is a left side view of the same;
FIG. 5 is a right side view of the same;
FIG. 6 is an upper plan view of the same; and,
FIG. 7 is a lower plan view of the same.

1 Claim, 6 Drawing Sheets



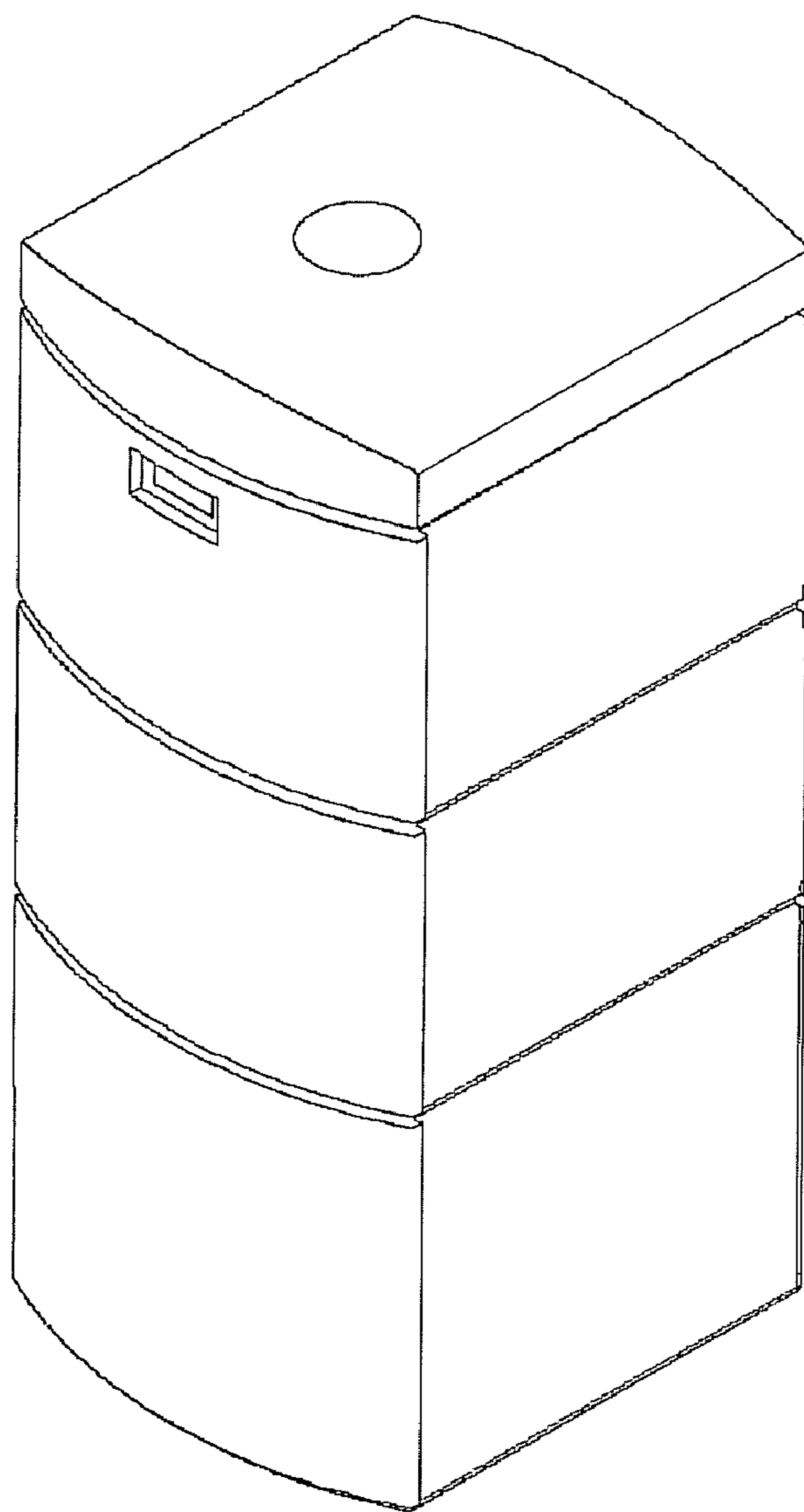


FIG. 1




FIG. 2

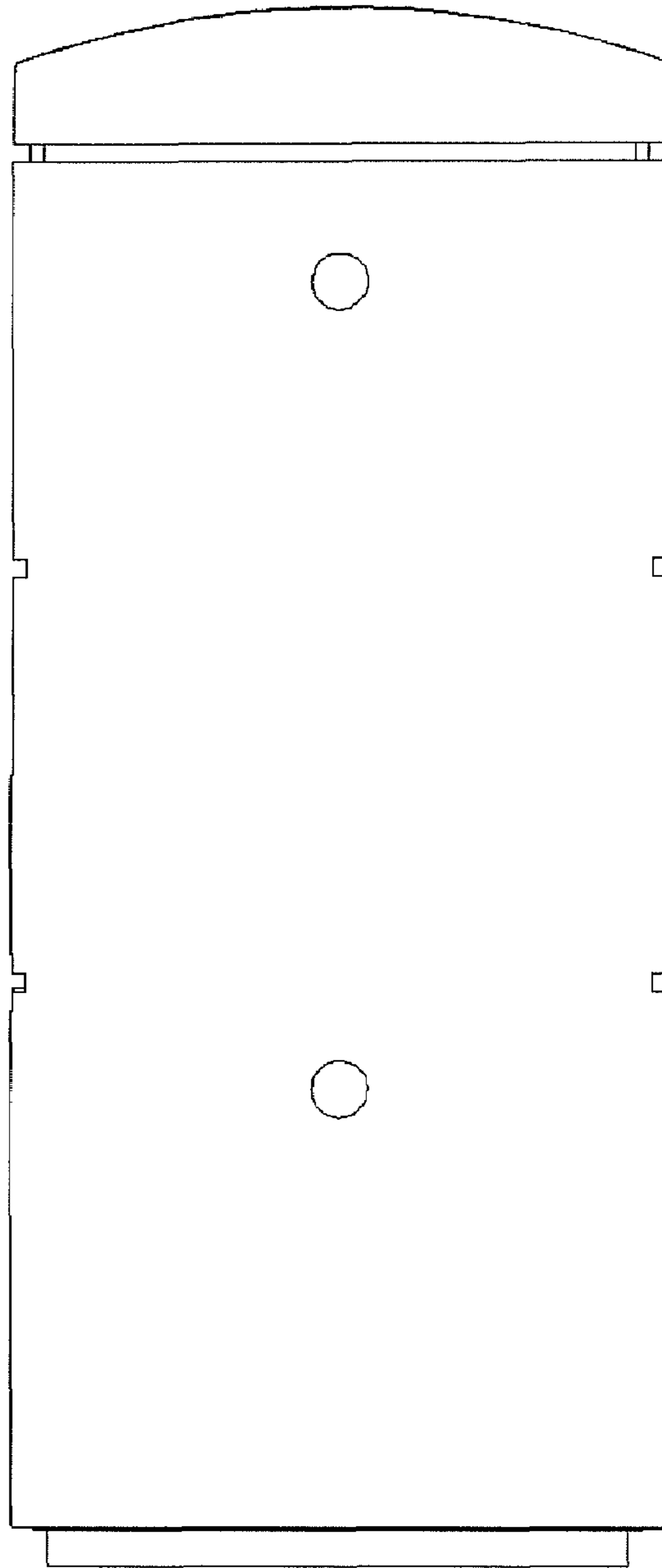


FIG. 3




FIG. 4




FIG. 5

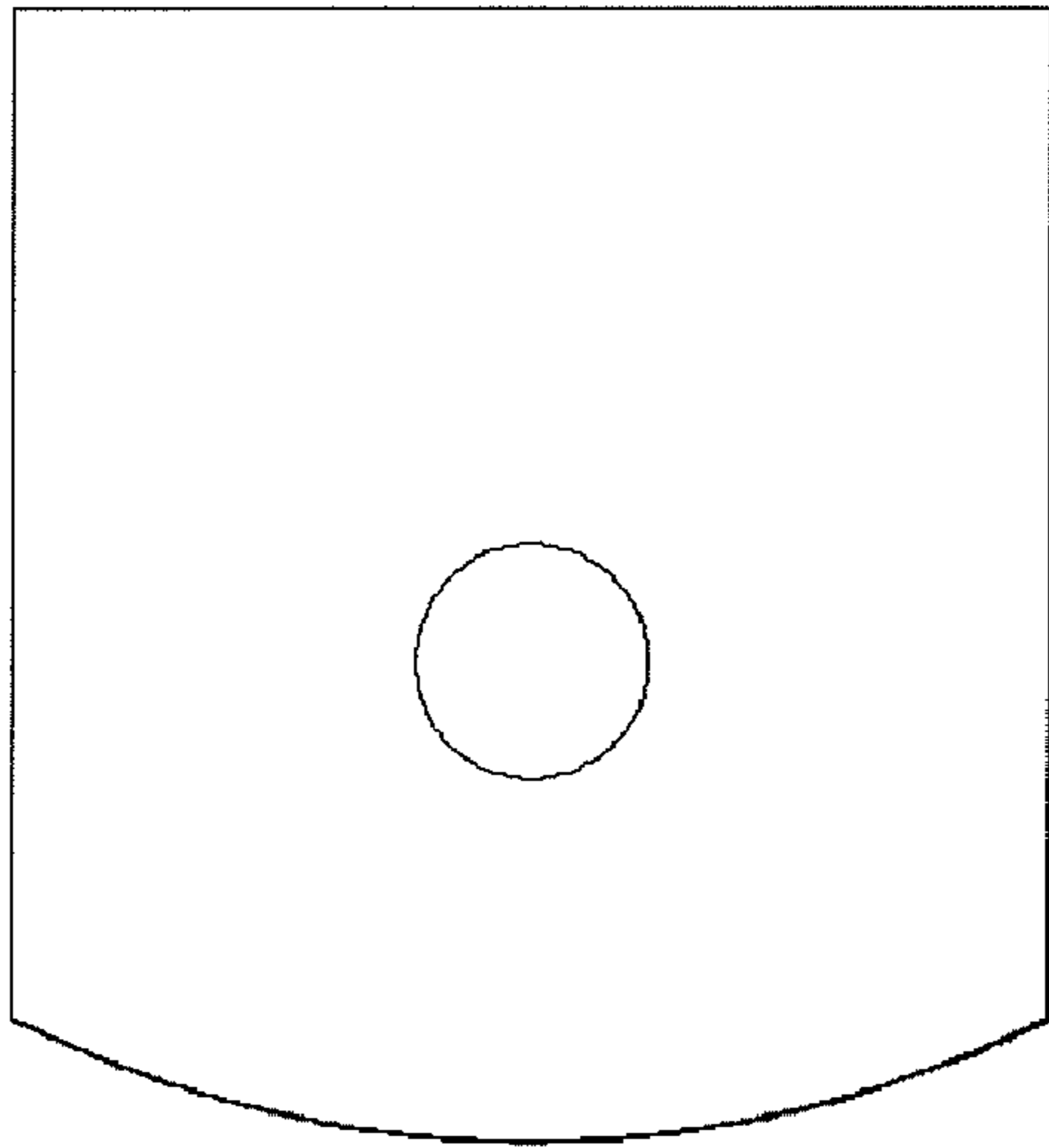


FIG. 6




FIG. 7