



US00D587358S

(12) **United States Design Patent**
Stephan et al.

(10) **Patent No.:** **US D587,358 S**
(45) **Date of Patent:** **** Feb. 24, 2009**

(54) **RADIANT FLOOR PANEL**
(75) Inventors: **John L. Stephan**, Noblesville, IN (US);
Cameron W. Cobb, Carmel, IN (US);
Barry Fawcett, Findlay, OH (US)

DE 28 40 148 A1 3/1980
DE 28 40 149 A1 3/1980
DE 29 11 982 A1 10/1980
DE 30 24 208 C2 4/1983

(Continued)

(73) Assignee: **Createc Corporation**, Indianapolis, IN (US)

OTHER PUBLICATIONS

Frankische, Building Technology, Price List (catalog), 2003, pp. 46-47, 1st edition.

(**) Term: **14 Years**

(Continued)

(21) Appl. No.: **29/284,425**

Primary Examiner—T. Chase Nelson
Assistant Examiner—David G Muller
(74) *Attorney, Agent, or Firm*—Woodard, Emhardt, Moriarty, McNett & Henry LLP

(22) Filed: **Sep. 7, 2007**

(51) **LOC (9) Cl.** **23-03**
(52) **U.S. Cl.** **D23/314**
(58) **Field of Classification Search** D23/314,
D23/388, 419; D25/138, 140, 139, 145,
D25/147, 153, 155; 52/578, 390, 392.1,
52/404.4, 220.1; 428/50; 165/49, 53; 237/69;
392/437

(57) **CLAIM**

The ornamental design for a radiant floor panel, as shown and described.

See application file for complete search history.

DESCRIPTION

(56) **References Cited**

FIG. 1 is a top plan view of a radiant floor panel incorporating our new design.
FIG. 2 is a perspective view.
FIG. 3 is a front elevational view.
FIG. 4 is a right side elevational view.
FIG. 5 is a left side elevational view.
FIG. 6 is a rear elevational view; and,
FIG. 7 is a bottom plan view.

U.S. PATENT DOCUMENTS

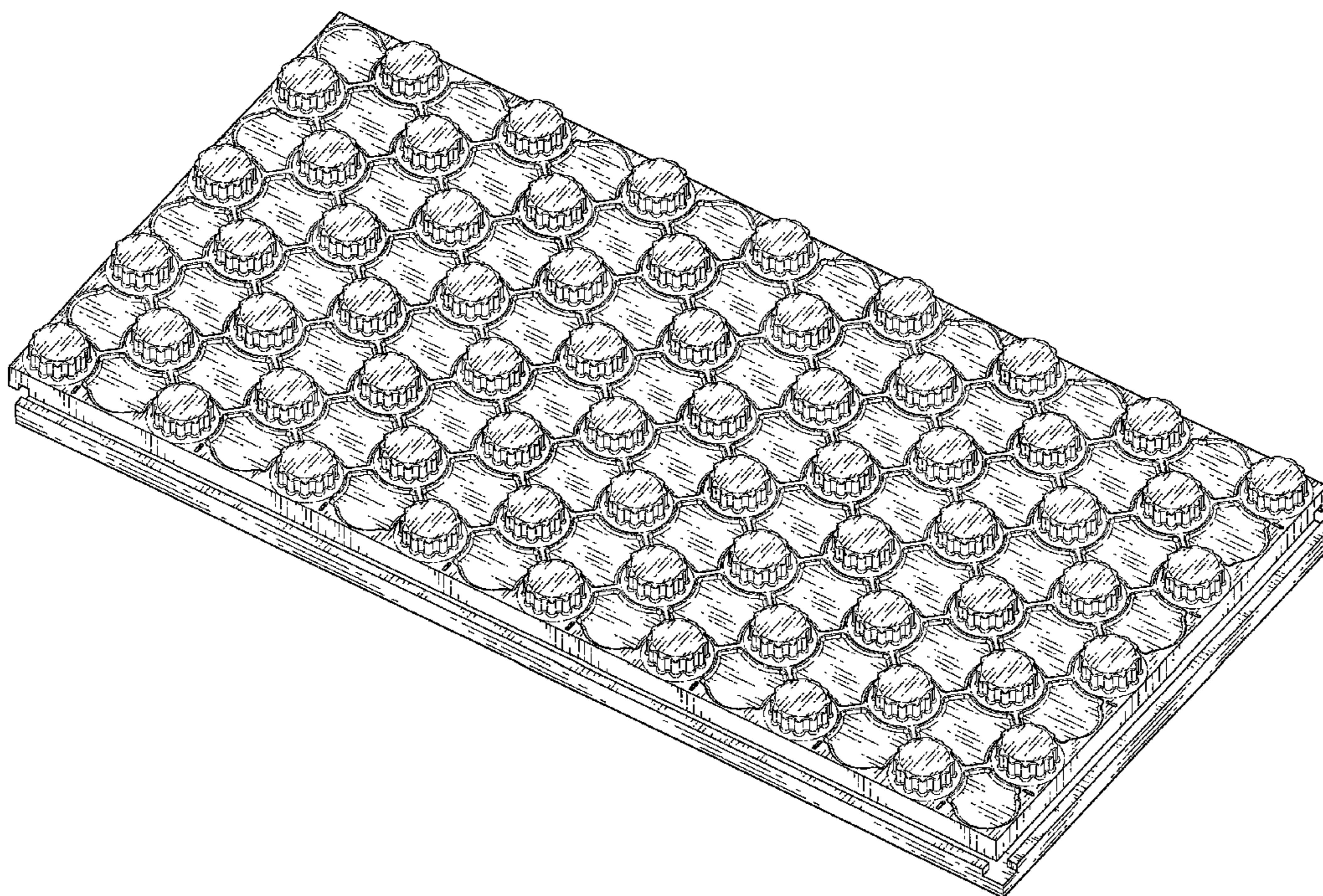
D32,135 S 1/1900 Dippo et al.
D39,663 S 11/1908 Valentine
1,660,480 A 2/1928 Daniels
2,756,463 A 7/1956 Clements
D266,610 S * 10/1982 Bartscher D25/155

(Continued)

FOREIGN PATENT DOCUMENTS

AT 361185 2/1981

1 Claim, 4 Drawing Sheets



U.S. PATENT DOCUMENTS

4,907,739 A 3/1990 Drake
 5,029,231 A 7/1991 Carr et al.
 5,078,203 A 1/1992 Shiroki
 D338,541 S * 8/1993 Fifield D25/140
 5,454,428 A 10/1995 Pickard et al.
 5,598,682 A 2/1997 Haughian
 5,788,152 A 8/1998 Alsberg
 5,931,381 A 8/1999 Fiedrich
 6,094,878 A 8/2000 Schluter
 6,182,903 B1 2/2001 Fiedrich
 6,188,839 B1 2/2001 Pennella
 6,220,523 B1 4/2001 Fiedrich
 6,270,016 B1 8/2001 Fiedrich
 6,330,980 B1 12/2001 Fiedrich
 D462,130 S * 8/2002 Kotler D25/138
 D478,977 S * 8/2003 Snyder D23/388
 D486,592 S * 2/2004 Hong D25/138
 6,739,097 B1 5/2004 Rodin
 6,776,222 B2 8/2004 Seki et al.
 6,926,077 B2 8/2005 Kuga et al.
 7,013,609 B2 * 3/2006 Hydock 52/220.1
 D541,396 S 4/2007 Fawcett et al.
 2001/0026681 A1 10/2001 Schmitt
 2003/0041542 A1 3/2003 Martin
 2003/0230041 A1 12/2003 Calderbank et al.
 2004/0060254 A1 4/2004 Weiss
 2006/0137280 A1 6/2006 Bartnes
 2006/0144004 A1 7/2006 Nollet et al.
 2006/0150557 A1 7/2006 Eisermann
 2006/0179776 A1 8/2006 Thiers

FOREIGN PATENT DOCUMENTS

EP 0 189 020 B1 6/1988

EP 0 746 727 B1 8/2002
 WO WO 95/25249 A1 9/1995
 WO WO 00/68617 A2 11/2000
 WO WO 01/06180 A2 1/2001

OTHER PUBLICATIONS

Hirsch Dammstoffe, Systemplatten fur fussbodenheizungen (pamphlet) Mar. 2000.
 Hirsch Dammstoffe, Systemplatten Fur Fussbodenheizungen, Kelmm & Damm 2000 (phamphlet) Mar. 2000.
http://www.hirsh-gruppe.com/hpmepage/com/geschaeftsfelder/technische_formteile/produkte/systemplatten/index.php?navid=33—Earliest Accessed: Sep. 1, 2005; Last Accessed Aug. 28, 2006.
<http://www.ezfloor.net/>—Last Accessed: Aug. 28, 2005 at 11:14 AM.
 Javascript:openPopup('http://www.hirsch-gruppe.com/technische_formteile/daemmstoffe/kudpl;atten/25cmverlegeraster.htm');—Earliest Accessed: Sep. 1, 2005; Last Accessed Aug. 28, 2006.
 Javascript:openPopup('http://www.hirsch-gruppe.com/technische_formteile/daemmstoffe/kudplatten/5cmverlegeraster.htm');—Earliest Accessed: Sep. 1, 2005; Kast Accessed Aug. 28, 2006.
 Javascript:openPopup('http://www.hirsch-gruppe.com/technische_formteile/daemmstoffe/kudplatten/standardelement.htm');—Earliest Accessed: Sep. 1, 2005; Last Accessed Aug. 28, 2006.
 Javascript:openPopup('http://www.hirsch-gruppe.com/technische_formteile/daemmstoffe/kudplatten/verteilerelemente.htm');—Earliest Accessed: Sep. 1, 2005; Last Accessed Aug. 28, 2006.
 Schluter Systems L.P., Profile of Innovation, 2002, p. 45, Canada.
 WIRSBO, Fact Sheet 8, GSB33 Castellated Insulation Panel, Apr. 2001.

* cited by examiner

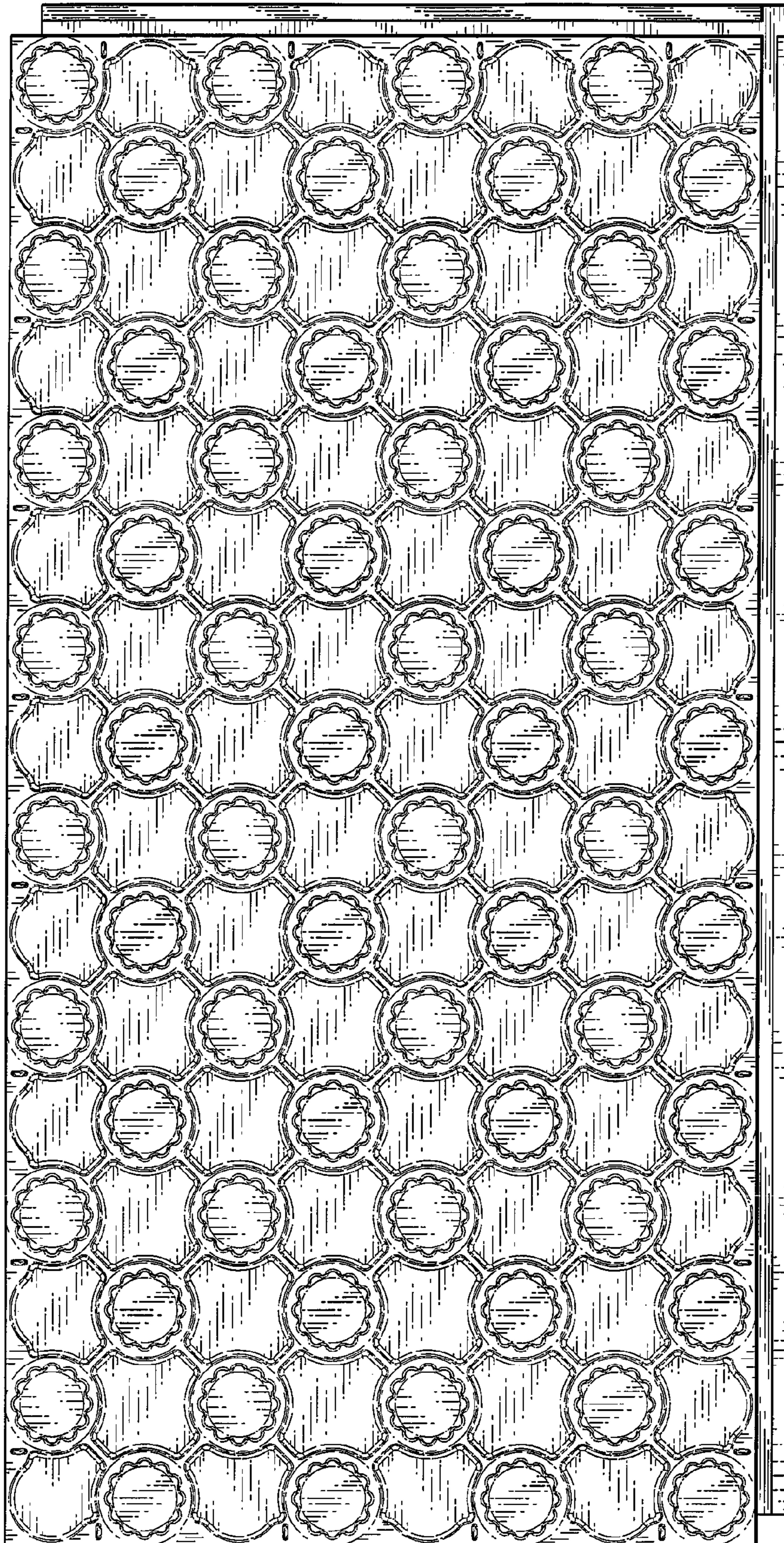


Fig. 1

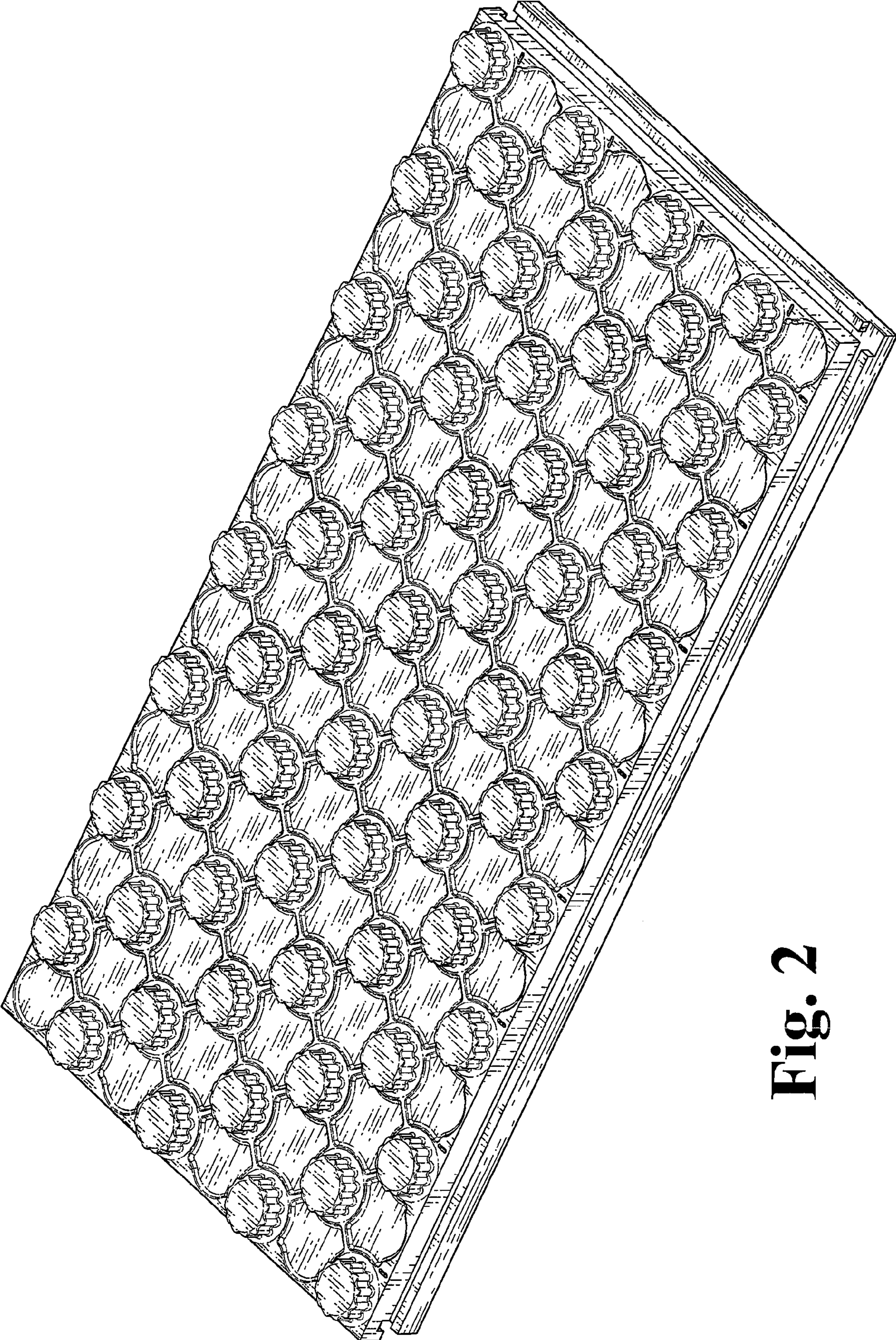


Fig. 2

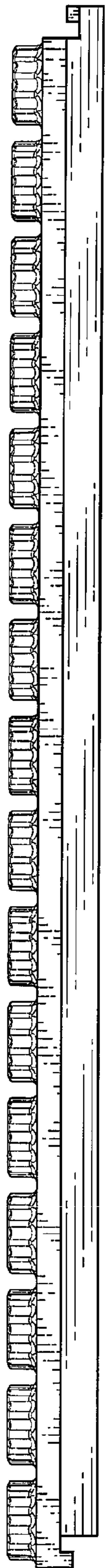


Fig. 3

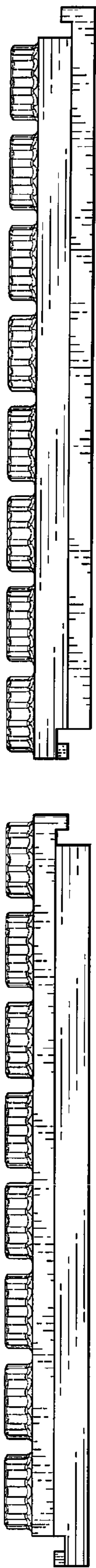


Fig. 4

Fig. 5

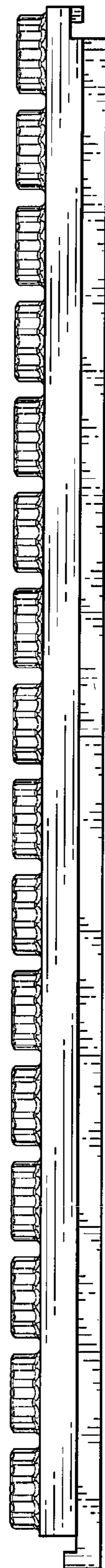


Fig. 6




Fig. 7