



US00D587342S

(12) **United States Design Patent**
Sorzio

(10) **Patent No.:** **US D587,342 S**

(45) **Date of Patent:** **** Feb. 24, 2009**

(54) **FAUCET**

(75) Inventor: **Adriano Sorzio**, Novara (IT)

(73) Assignee: **R. B. Rubinetterie Bandini S.r.l.**,
Florence (IT)

(**) Term: **14 Years**

(21) Appl. No.: **29/294,572**

(22) Filed: **Jan. 17, 2008**

(30) **Foreign Application Priority Data**

Jul. 17, 2007 (EM) 000758693

(51) **LOC (9) Cl.** **23-01**

(52) **U.S. Cl.** **D23/238**

(58) **Field of Classification Search** D23/238,
D23/241-242, 243, 245, 252, 255; 4/675-678;
137/615, 801

See application file for complete search history.

(56) **References Cited**

U.S. PATENT DOCUMENTS

D530,783 S * 10/2006 Bayer D23/238
D540,911 S * 4/2007 Citterio D23/238
D544,946 S * 6/2007 Lord et al. D23/238
7,334,599 B2 * 2/2008 Shieh 137/119.05

D566,817 S * 4/2008 Isaacs D23/255
D575,848 S * 8/2008 Kirar D23/238

* cited by examiner

Primary Examiner—Robin V Webster

(74) *Attorney, Agent, or Firm*—Pollack, P.C.

(57) **CLAIM**

The ornamental design for a faucet, substantially as shown and described.

DESCRIPTION

FIG. 1 is a perspective view of a faucet showing my new design;

FIG. 2 is a side view of the faucet illustrated in FIG. 1;

FIG. 3 is a front view of the faucet shown in FIG. 1;

FIG. 4 is a rear view of the faucet set forth in FIG. 1;

FIG. 5 is a plan view of the faucet illustrated in FIG. 1;

FIG. 6 is a perspective view of a faucet, according to another aspect of the present invention;

FIG. 7 is a side view of the faucet shown in FIG. 6;

FIG. 8 is a front view of the faucet illustrated in FIG. 6;

FIG. 9 is a rear view of the faucet set forth in FIG. 6; and,

FIG. 10 is a plan view of the faucet shown in FIG. 6.

1 Claim, 10 Drawing Sheets






FIG. 1

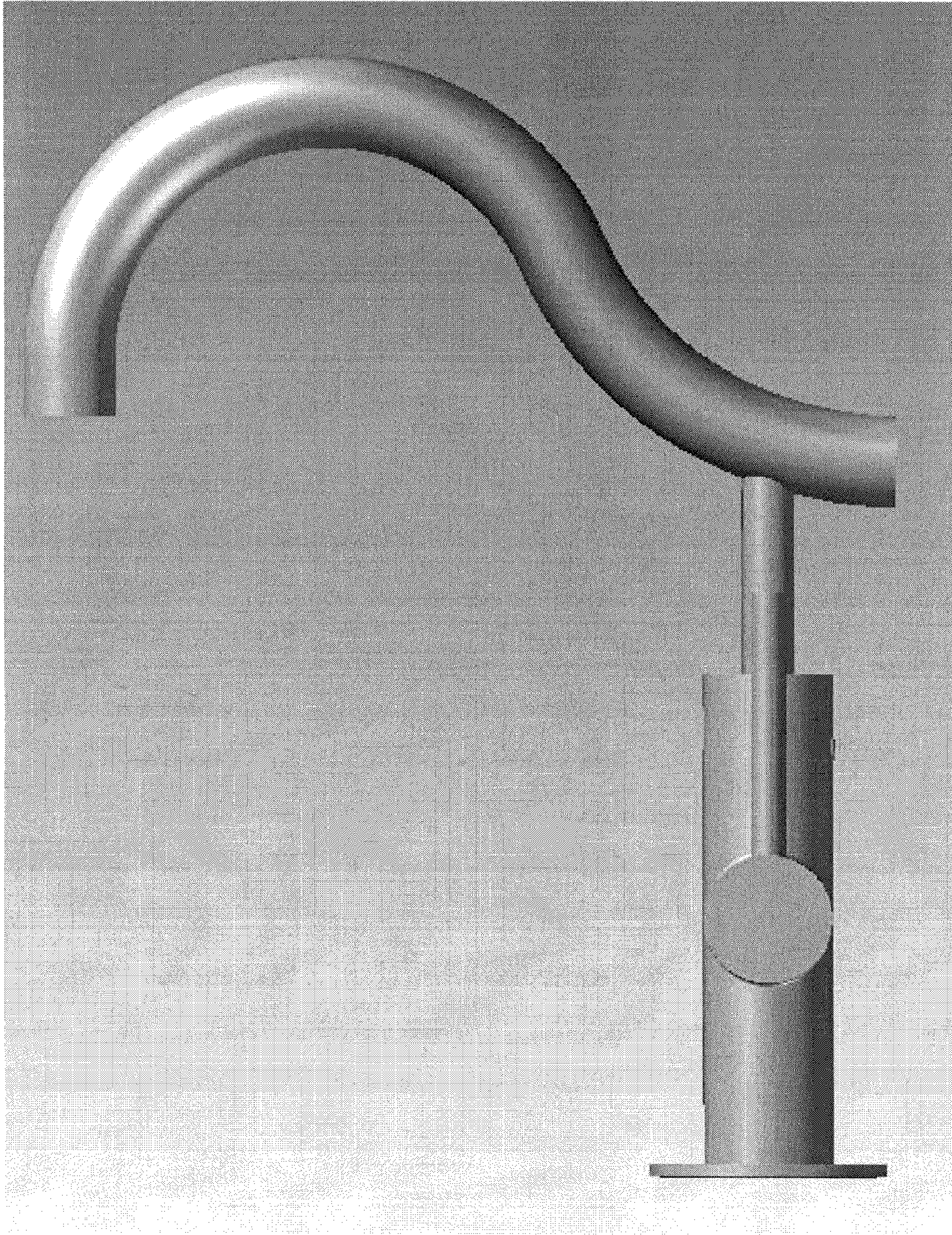


FIG. 2




FIG. 3




FIG. 4




FIG. 5



FIG. 6

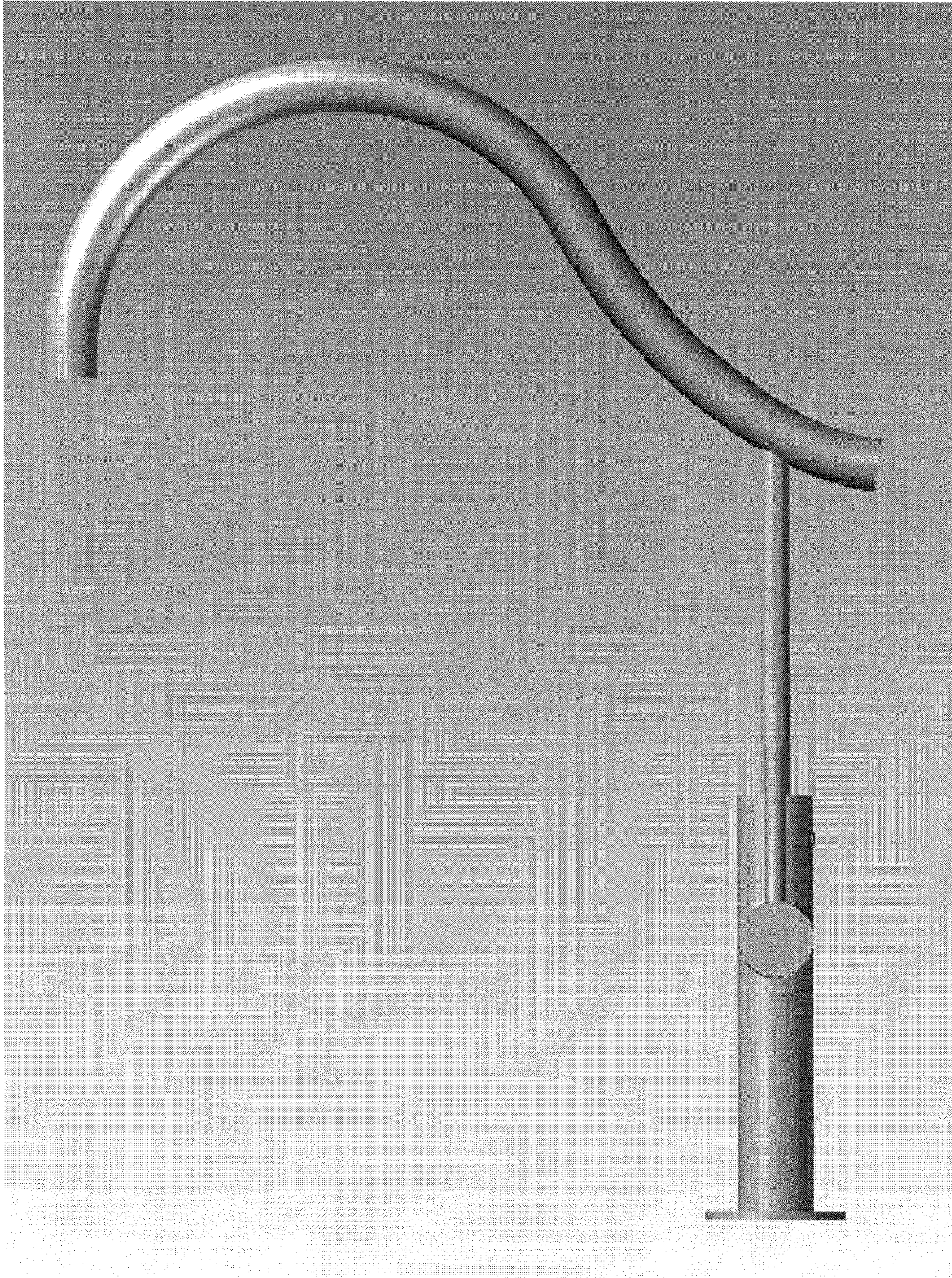


FIG. 7




FIG. 8




FIG. 9




FIG. 10