



US00D587310S

(12) **United States Design Patent**
Paslawski

(10) **Patent No.:** **US D587,310 S**

(45) **Date of Patent:** **** Feb. 24, 2009**

(54) **INK PEN**

(75) Inventor: **Ray N Paslawski**, Wildwood, MO (US)

(73) Assignee: **Positive Outcomes, Inc.**, Wildwood, MO (US)

(**) Term: **14 Years**

(21) Appl. No.: **29/295,992**

(22) Filed: **Oct. 11, 2007**

(51) **LOC (9) Cl.** **19-06**

(52) **U.S. Cl.** **D19/49**

(58) **Field of Classification Search** D19/35,
D19/36, 41, 42, 44, 45, 46, 43, 47, 48, 49,
D19/50, 51, 54, 55, 56, 57, 58; 15/431; 24/11 R,
24/11 F, 11 P; 401/55, 99, 100, 104, 105,
401/106, 107, 109, 196, 197, 202, 208, 209,
401/213, 192, 195, 243, 244, 245, 246, 247;
708/107

See application file for complete search history.

(56) **References Cited**

U.S. PATENT DOCUMENTS

311,429	A *	1/1885	Hoagland	63/22
721,911	A *	3/1903	Osmun	401/202
D37,431	S *	5/1905	McIntyre	D19/46
1,274,966	A *	8/1918	Wentz	30/294
1,483,957	A *	2/1924	Trygge	15/431
D73,670	S *	10/1927	Reckford	D19/58
1,859,775	A *	5/1932	Hyams	401/98
1,903,474	A *	4/1933	Reckford et al.	15/431
1,920,680	A *	8/1933	Davis	15/432
1,950,960	A *	3/1934	Wisser	33/27.02
D102,049	S *	11/1936	Davis	D19/58

2,073,369	A *	3/1937	Furst	15/431
2,251,640	A *	8/1941	Skrainka	33/372
D134,010	S *	10/1942	Weiss	D8/98
2,365,548	A *	12/1944	Hauton	401/64
D161,826	S *	2/1951	Ferber	D19/49
D177,816	S *	5/1956	Kahn	D19/46
3,344,464	A *	10/1967	Ostrowski	16/108
D354,309	S *	1/1995	Lin	D19/36
D363,740	S *	10/1995	Quimby	D19/46
D383,162	S *	9/1997	Worther	D19/49
D389,864	S *	1/1998	Jones et al.	D19/48
D390,873	S *	2/1998	Oka	D19/49
D451,138	S *	11/2001	Rosenbaum	D19/36
6,550,996	B1 *	4/2003	Rayfield	401/6
D497,390	S *	10/2004	Hebron	D19/48
D552,175	S *	10/2007	Boerio	D19/49
2002/0159817	A1 *	10/2002	Brand et al.	401/52

* cited by examiner

Primary Examiner—Elizabeth A Albert

Assistant Examiner—Karen E Eldridge Powers

(74) *Attorney, Agent, or Firm*—Polster, Lieder, Woodruff & Lucchesi, LC

(57) **CLAIM**

The ornamental design for an ink pen, as shown and described.

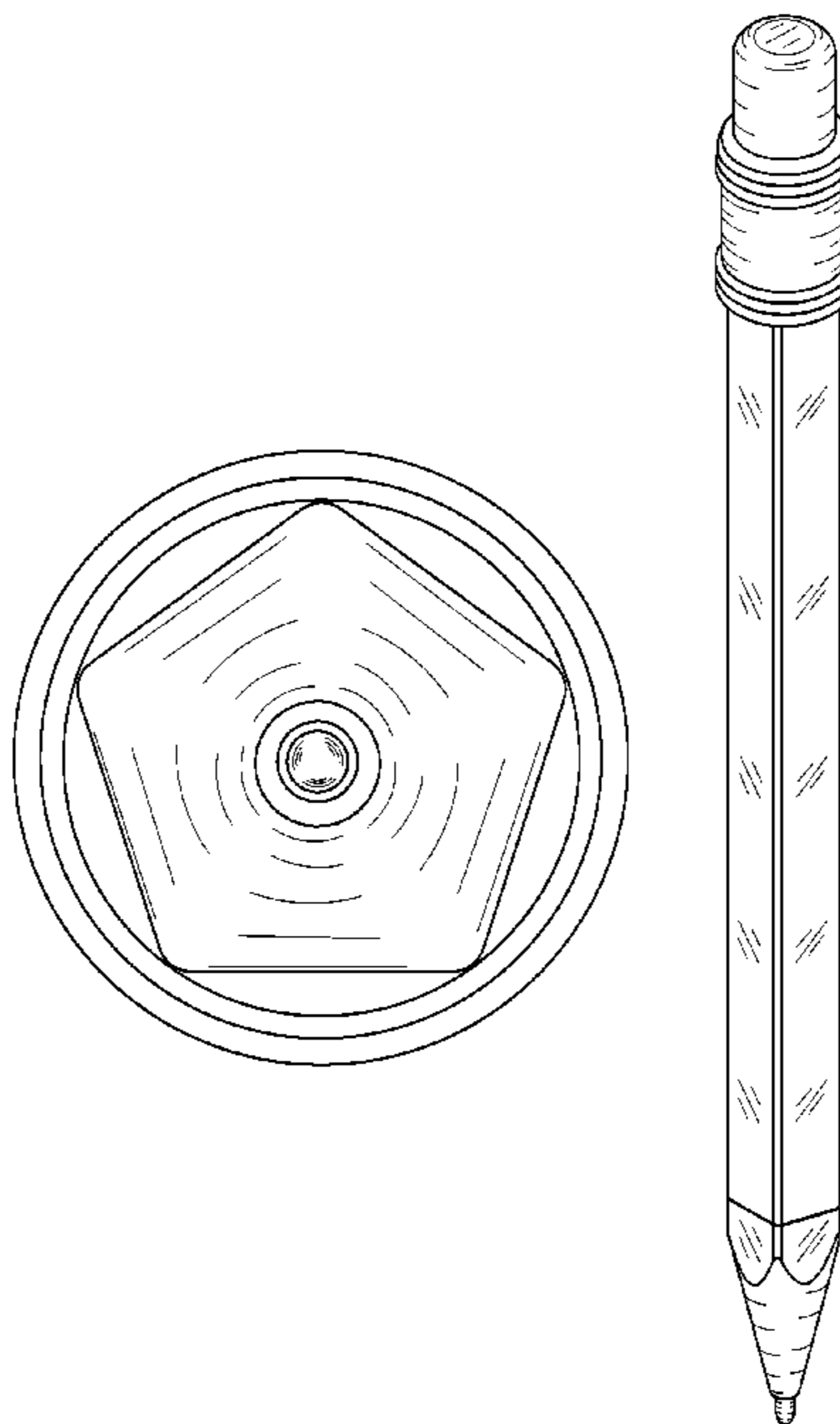
DESCRIPTION

FIG. 1 is a front view of an ink pen according to an embodiment of the present invention;

FIG. 2 is a top view of an ink pen according to an embodiment of the present invention; and,

FIG. 3 is a perspective view of an ink pen according to an embodiment of the present invention.

1 Claim, 3 Drawing Sheets



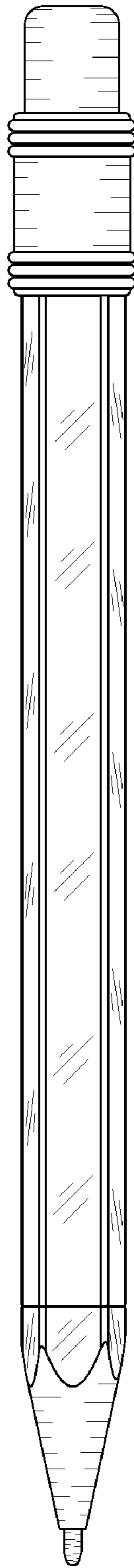


Figure 1

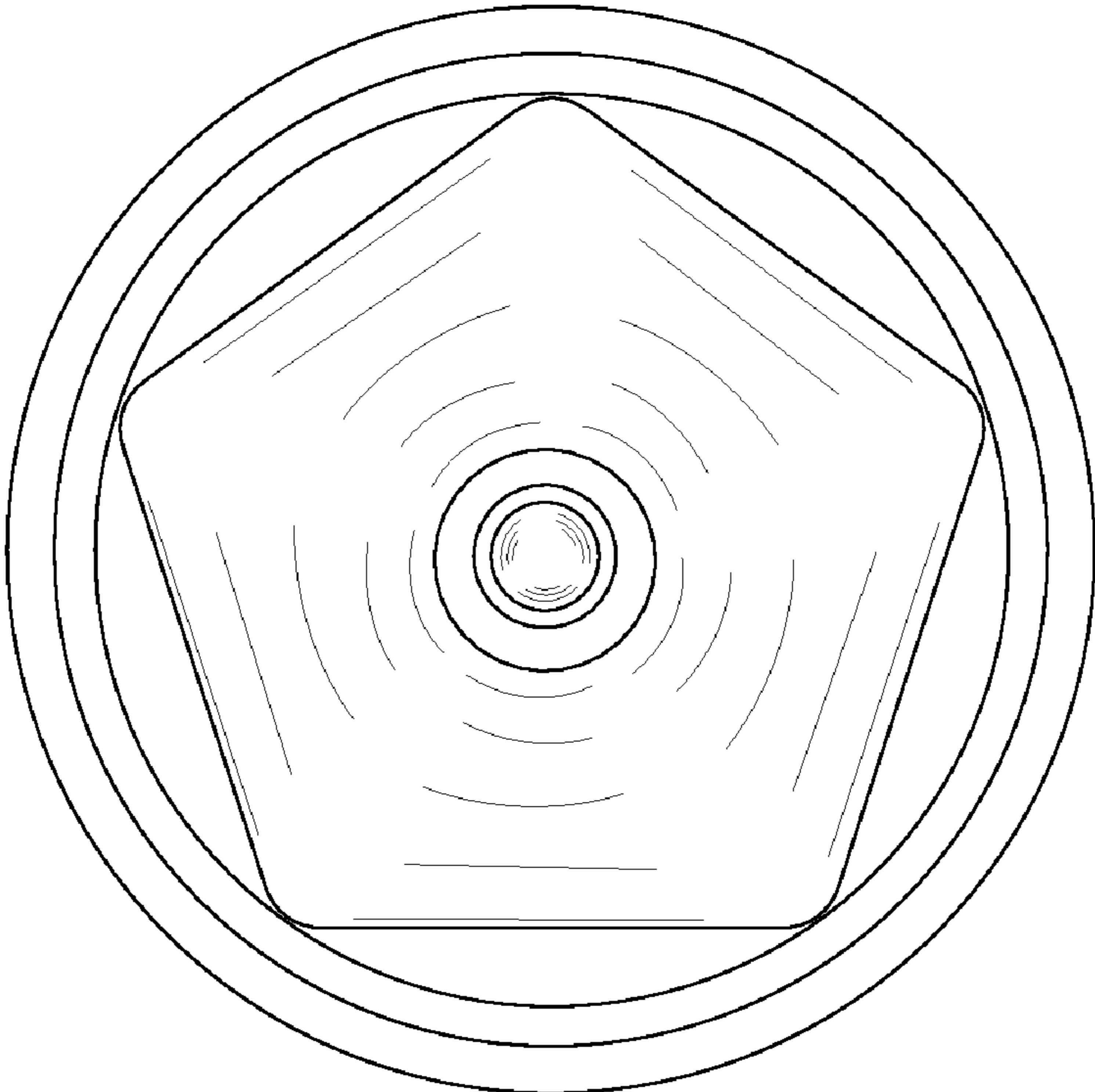


Figure 2

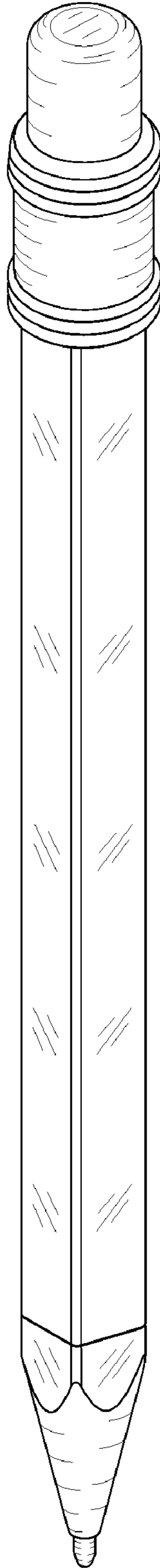


Figure 3