



US00D587302S

(12) **United States Design Patent**
Hübler

(10) **Patent No.:** **US D587,302 S**
(45) **Date of Patent:** **** Feb. 24, 2009**

(54) **FRANKING SYSTEM**

(75) Inventor: **Uwe Hübler**, Neuenhagen (DE)

(73) Assignee: **Francotyp - Postalia GmbH**,
Birkebwerder (DE)

(**) Term: **14 Years**

(21) Appl. No.: **29/267,624**

(22) Filed: **Oct. 18, 2006**

(30) **Foreign Application Priority Data**

May 31, 2006 (EM) 000543202-0006

(51) **LOC (9) Cl.** **19-99**

(52) **U.S. Cl.** **D18/35.1**

(58) **Field of Classification Search** D18/50,
D18/51, 56, 99, 35.1; D15/199; 101/5, 47,
101/53, 49; 235/375; 346/9-11, 76.1; 705/407,
705/406; 299/800

See application file for complete search history.

(56) **References Cited**

U.S. PATENT DOCUMENTS

D257,153 S * 9/1980 Woods et al. D18/51
D300,747 S * 4/1989 Bain D18/35.1
D301,150 S * 5/1989 Bain D18/35.1
D309,617 S * 7/1990 Bain D15/199
4,956,782 A * 9/1990 Freeman et al. 705/406
D330,386 S * 10/1992 Doeberl et al. D18/35.1
D354,766 S * 1/1995 Meister, Jr. D18/99
5,493,106 A * 2/1996 Hunter 235/375

D367,883 S * 3/1996 Banks et al. D18/56
D368,727 S * 4/1996 Stevens D15/145
D398,335 S * 9/1998 Friedrich et al. D18/51
6,280,104 B1 * 8/2001 Muller et al. 400/48
6,322,663 B1 * 11/2001 Muller et al. 156/441.5
6,364,306 B1 * 4/2002 Kunde et al. 271/2
D505,449 S * 5/2005 Huebler D18/51
6,978,255 B1 * 12/2005 Pauschinger et al. 705/61
D519,547 S * 4/2006 Kumar et al. D18/35.1
2002/0169728 A1 * 11/2002 Moy et al. 705/401

* cited by examiner

Primary Examiner—Charles A Rademaker

Assistant Examiner—Charles D Hanson

(74) *Attorney, Agent, or Firm*—Laurence A. Greenberg;
Werner H. Stemer; Ralph E. Locher

(57) **CLAIM**

The ornamental design for a franking system, as shown and described.

DESCRIPTION

FIG. 1 is a perspective view of a franking system showing my new design;

FIG. 2 is a top view thereof;

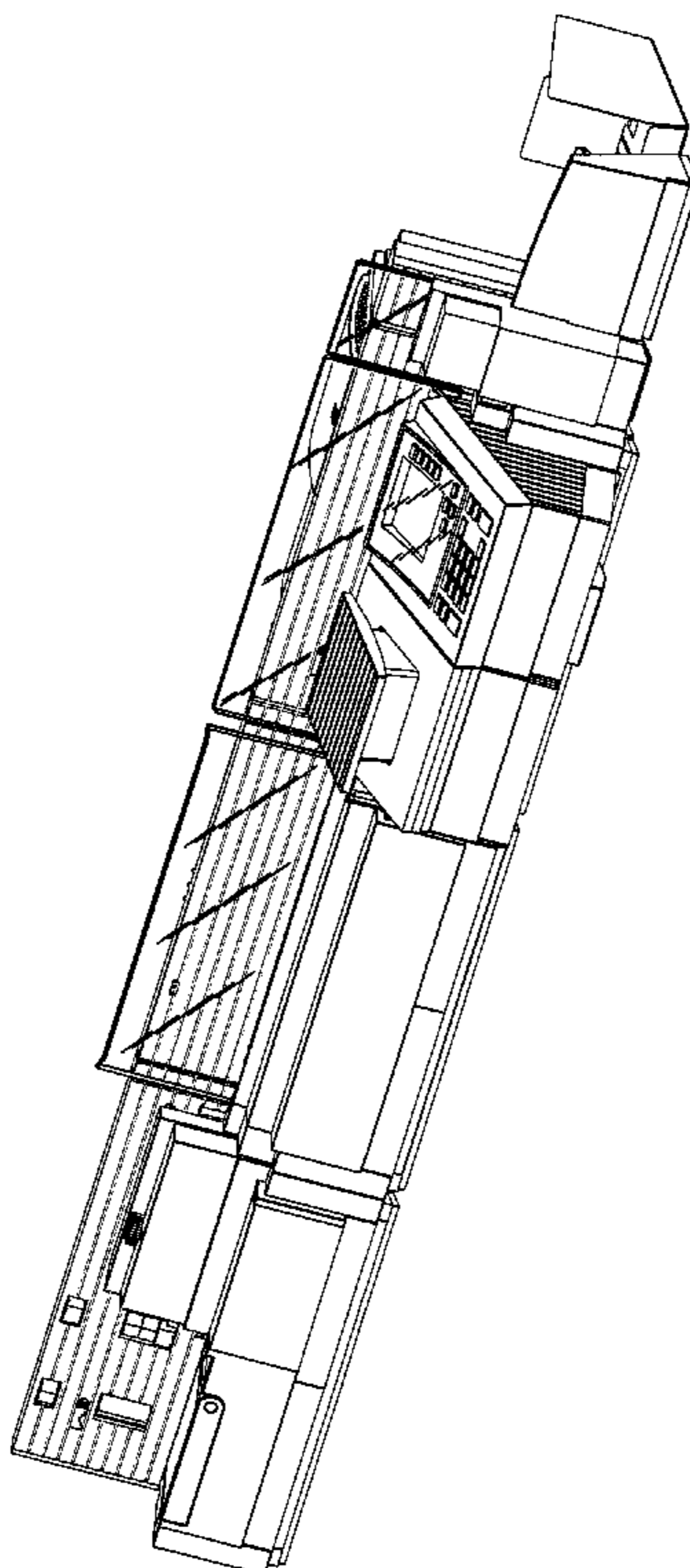
FIG. 3 is a right side view thereof;

FIG. 4 is a left side view thereof; and,

FIG. 5 is a front elevation view thereof.

The broken line showing is included for the purpose of illustrating environment and forms no part of the claimed design.

1 Claim, 4 Drawing Sheets



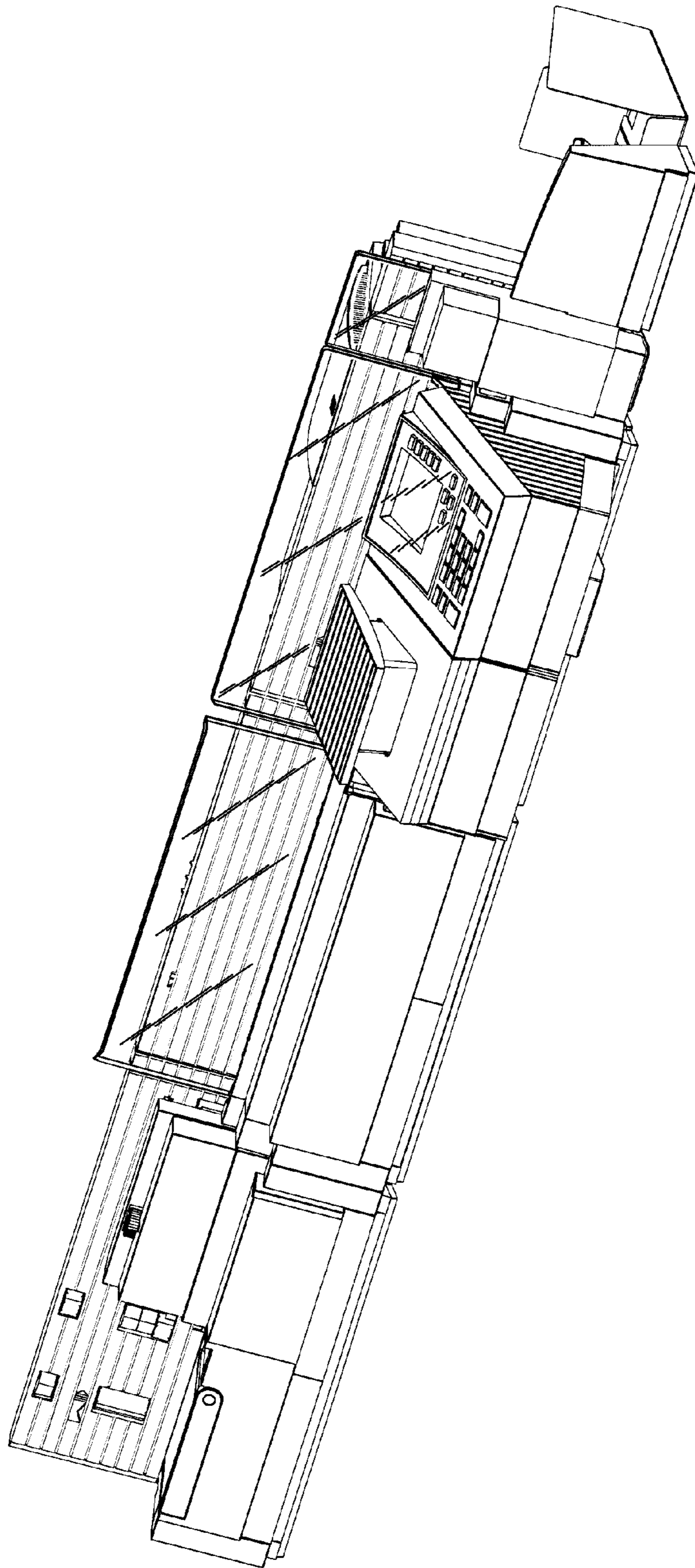


FIG. 1

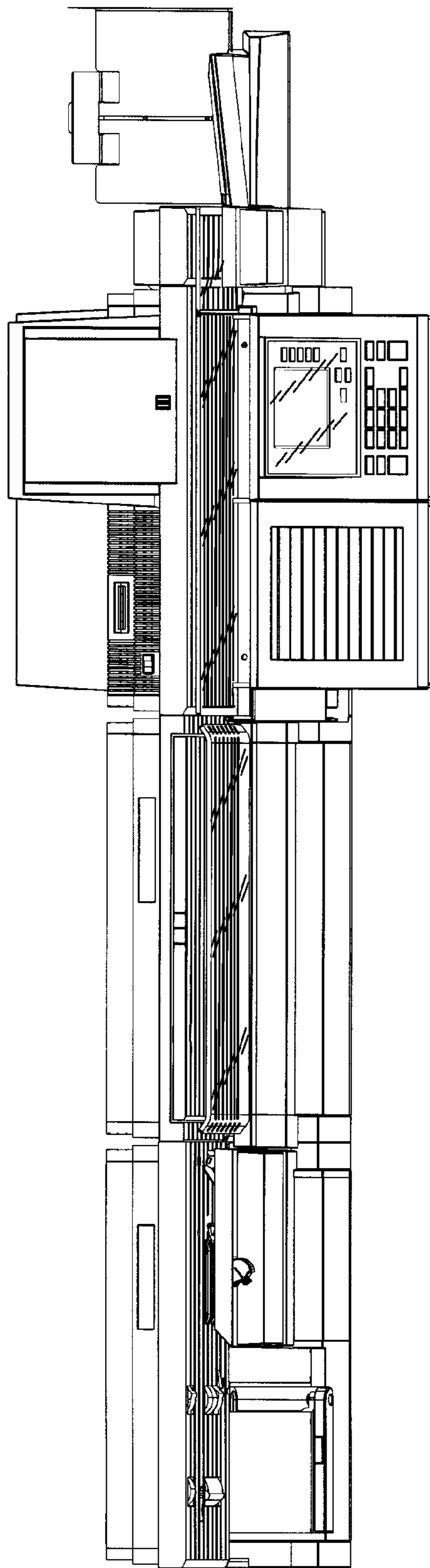


FIG. 2

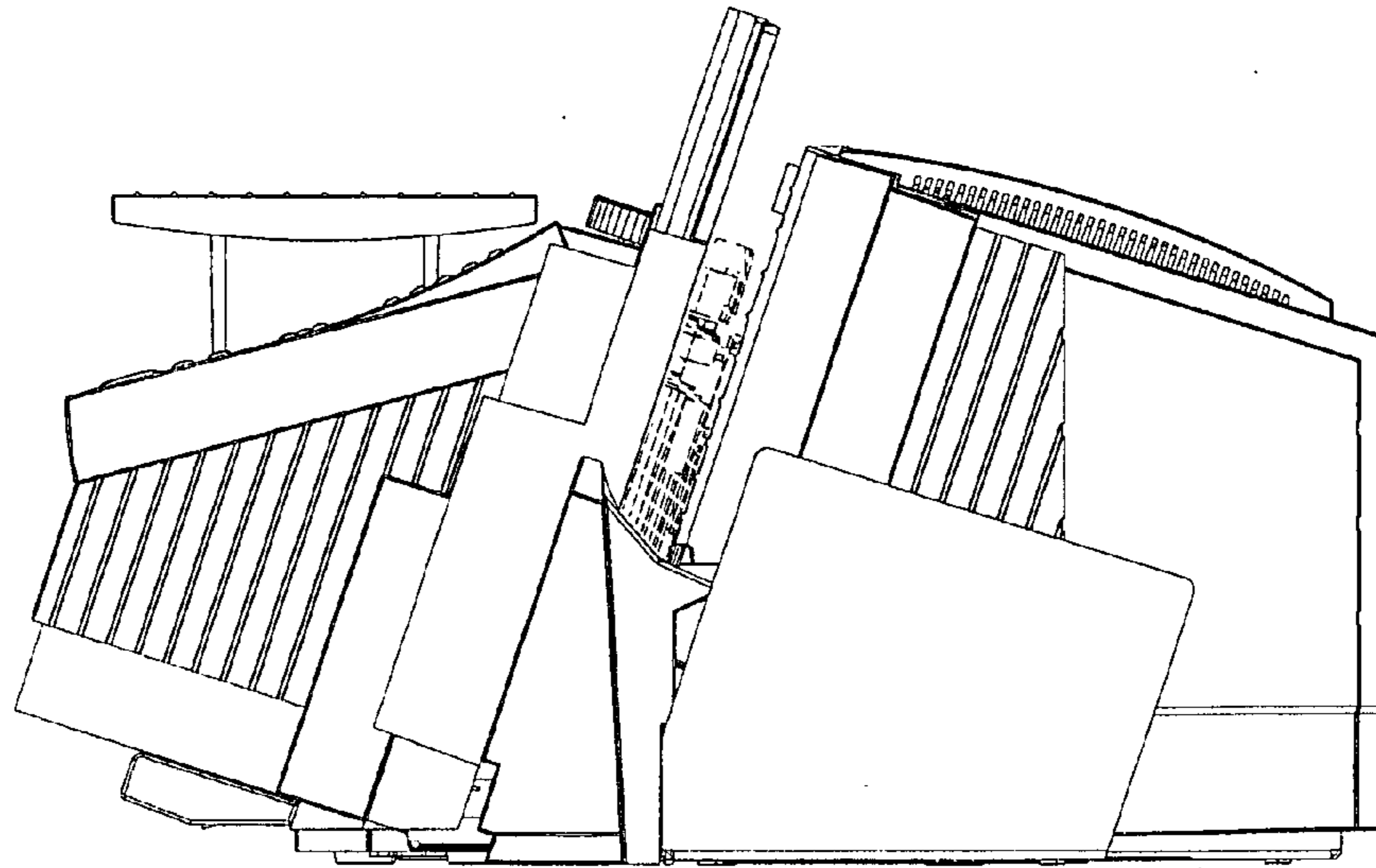


FIG. 3

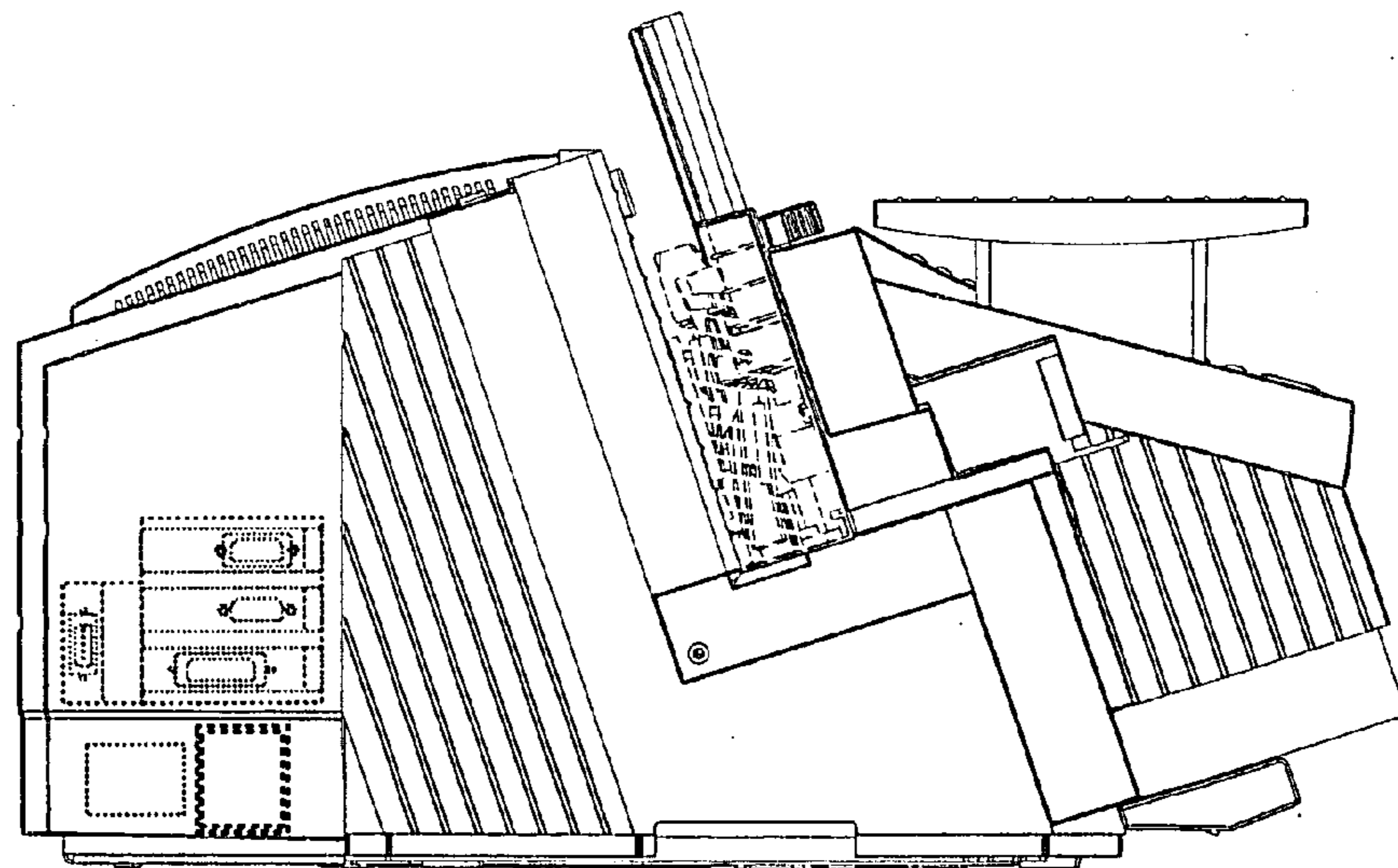


FIG. 4

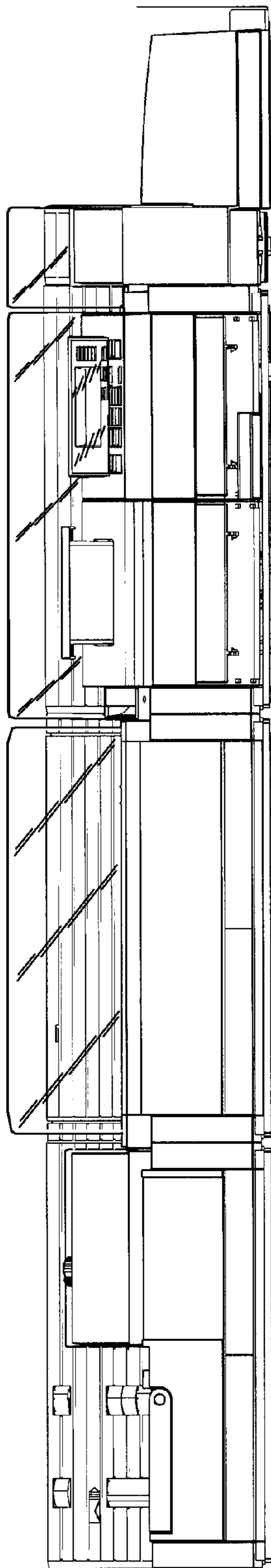


FIG. 5