



US00D587297S

(12) **United States Design Patent**  
**Kent et al.**

(10) **Patent No.:** **US D587,297 S**  
(45) **Date of Patent:** **\*\* Feb. 24, 2009**

(54) **SHREDDER**

5,429,313 A 7/1995 Schwelling  
5,897,065 A 4/1999 Schwelling

(75) Inventors: **Michael Kent**, Cumberland, RI (US);  
**Aidan Petrie**, Jamestown, RI (US);  
**Mark Guarraia**, Providence, RI (US)

(Continued)

**FOREIGN PATENT DOCUMENTS**

(73) Assignee: **Staples The Office Superstore, LLC**,  
Framingham, MA (US)

EM 000465885 1/2006

(Continued)

(\*\*) Term: **14 Years**

**OTHER PUBLICATIONS**

(21) Appl. No.: **29/291,509**

EDS-102 shredder, Internet printout, Executive Machines.com,  
printed Jan. 18, 2006.

(22) Filed: **Aug. 31, 2007**

(Continued)

(51) **LOC (9) Cl.** ..... **18-04**

*Primary Examiner*—Charles A Rademaker

(52) **U.S. Cl.** ..... **D18/34.5**

(74) *Attorney, Agent, or Firm*—Wolf, Greenfield & Sacks,  
P.C.

(58) **Field of Classification Search** ..... D18/34.1–34.9;  
241/100, 236, 101, 78, 36; 83/613, 614,  
83/623, 485, 57–68; 164/468; 30/294, 296.1,  
30/275.4, 276; D23/359

(57) **CLAIM**

See application file for complete search history.

The ornamental design for a shredder, as shown and  
described.

(56) **References Cited**

**DESCRIPTION**

**U.S. PATENT DOCUMENTS**

3,682,402 A	8/1972	Goldhammer
3,724,766 A	4/1973	Bosland
3,754,498 A	8/1973	Gil
4,637,560 A	1/1987	Goldhammer
4,650,128 A	3/1987	Goldhammer
4,700,902 A	10/1987	Yeomans
4,821,967 A	4/1989	Moriyama
4,873,811 A	10/1989	Izumitani et al.
4,957,243 A	9/1990	Kanagaki et al.
5,035,366 A	7/1991	Hashimoto et al.
5,067,666 A	11/1991	Sussman
5,269,473 A	12/1993	Strohmeier et al.

FIG. 1 is a top, front, right side perspective view of a shredder  
showing our new design;

FIG. 2 is a front elevation thereof;

FIG. 3 is a rear elevation thereof;

FIG. 4 is a left side elevation thereof;

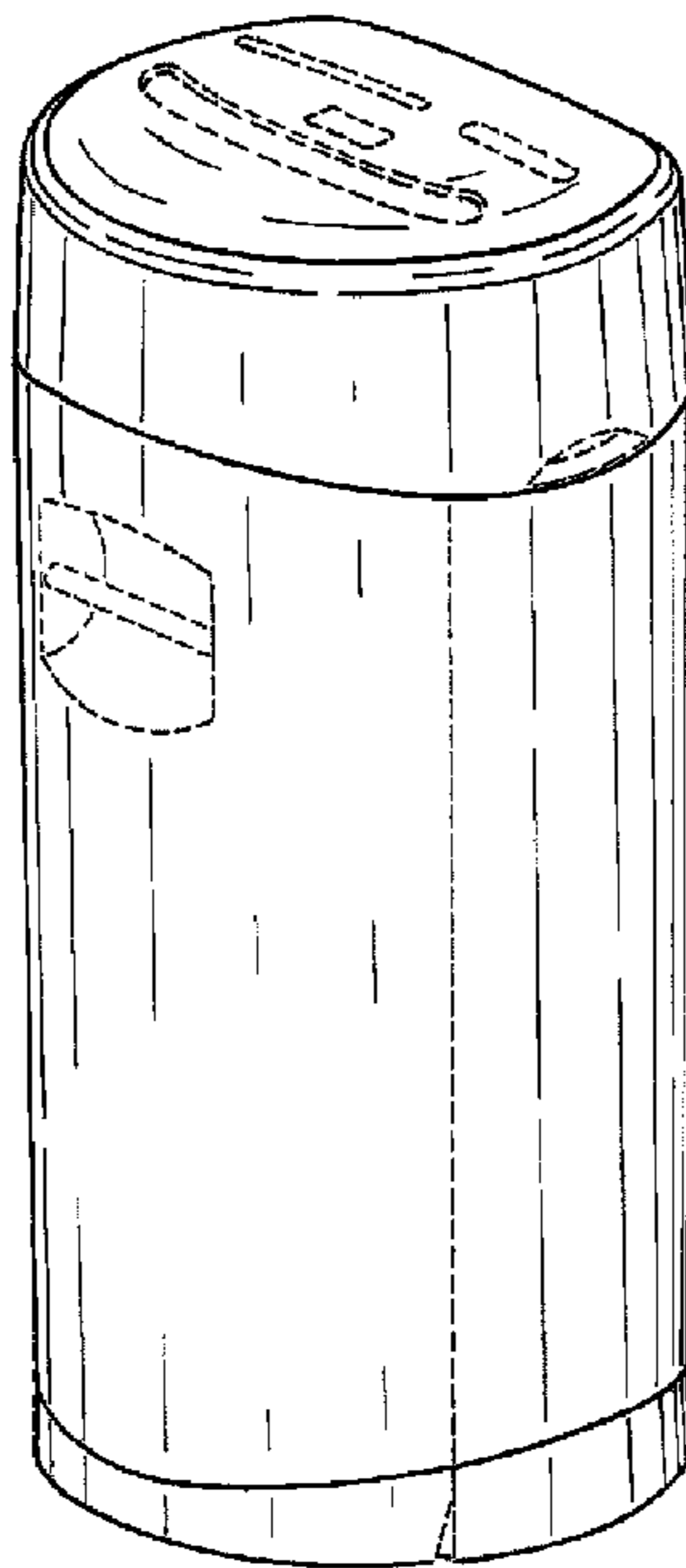
FIG. 5 is a right side elevation thereof;

FIG. 6 is a top plan view thereof; and,

FIG. 7 is a bottom plan view.

The broken lines in the drawings represent environmental  
structure and form no part of the claimed design.

**1 Claim, 3 Drawing Sheets**



# US D587,297 S

Page 2

## U.S. PATENT DOCUMENTS

D410,246	S	5/1999	Holderfield	
6,079,645	A	6/2000	Henrickson et al.	
6,116,528	A	9/2000	Schwellung	
6,164,573	A	12/2000	Li-Ming	
D437,343	S *	2/2001	Ho .....	D18/34.6
D446,543	S	8/2001	Ho	
D448,794	S	10/2001	Wei et al.	
D449,850	S	10/2001	Ho	
D451,947	S	12/2001	Wu et al.	
D451,948	S	12/2001	Wu et al.	
D454,907	S	3/2002	Ho	
D455,170	S	4/2002	Ho	
D455,171	S	4/2002	Ho	
6,390,398	B1	5/2002	Wu Huang	
6,454,196	B1	9/2002	Parke	
6,682,006	B2	1/2004	Lee	
D498,252	S	11/2004	Lo	
D498,253	S	11/2004	Lo	
D502,729	S	3/2005	Lo	
D502,960	S	3/2005	Lo	
D502,961	S	3/2005	Lo	
6,962,301	B1	11/2005	Chang	
6,964,386	B2	11/2005	Ho	
D514,160	S	1/2006	Lo	
7,083,131	B2	8/2006	Ting	
7,104,481	B2	9/2006	Schenker	
D531,659	S	11/2006	Lo	
D532,443	S	11/2006	Bai	
D532,444	S	11/2006	Kao et al.	
D532,445	S	11/2006	Lo	
7,150,422	B2	12/2006	Wang	
D534,944	S	1/2007	Bai	
D534,945	S	1/2007	Bai	
D535,684	S	1/2007	Lo	
7,156,330	B1	1/2007	Lo	
D537,108	S	2/2007	Sezaki	
D541,842	S	5/2007	Sezaki	
D544,905	S	6/2007	Abramson et al.	
7,226,009	B2 *	6/2007	Matlin et al. ....	241/100
D545,890	S	7/2007	Abramson et al.	
D546,872	S	7/2007	Kent et al.	
D547,366	S	7/2007	Kent et al.	
D548,272	S	8/2007	Joachim et al.	
D548,273	S	8/2007	Joachim et al.	
D555,716	S *	11/2007	Chen .....	D18/34.6
D556,250	S	11/2007	Kent et al.	
D557,732	S *	12/2007	Ho .....	D18/34.6
D558,257	S *	12/2007	Joachim et al. ....	D18/34.6
2004/0129810	A1	7/2004	Kasprowicz et al.	
2004/0188553	A1	9/2004	Lo	

2005/0072869	A1	4/2005	Ting
2005/0218250	A1	10/2005	Matlin et al.
2005/0236503	A1	10/2005	Matlin et al.
2005/0253004	A1	11/2005	Hsieh et al.
2006/0054724	A1	3/2006	Matlin et al.
2006/0054725	A1	3/2006	Matlin
2007/0034723	A1	2/2007	Joachim et al.

## FOREIGN PATENT DOCUMENTS

GB	2081404	9/1998
GB	2065708	5/2002
JP	11010017	1/1999
WO	WO 86/06982	12/1986
WO	WO 00/63609 A	10/2000
WO	WO 2005/096742 A2	10/2005
WO	WO 2005/097329 A1	10/2005
WO	WO 2006/074122 A	7/2006

## OTHER PUBLICATIONS

EPS-1501X shredder, Internet printout, Executive Machines.com, printed Jan. 18, 2006.

GBC 15 sheet strip-cut shredder, Internet printout, Staples.com, printed Feb. 23, 2006.

GBC 22 sheet strip-cut shredder, Internet printout, Staples.com, printed Feb. 23, 2006.

Whitaker 302 SF high security paper shredder, Internet printout, Whitakerbrothers.com, printed Feb. 23, 2006.

Model Cyclone High Volume Industrial Shredder, Internet printer, balboacheckpro.com, printed Feb. 23, 2006.

Fellowes Powershred PS-65C, Internet printout ABCOffice.com, printed Feb. 23, 2006.

Fellowes Powershred PS-60, Internet printout ABCOffice.com, printed Feb. 23, 2006.

Fellowes Powershred P-40, Internet printout ABCOffice.com, printed Feb. 23, 2006.

Fellowes Powershred SB-85C, Internet printout ABCOffice.com, printed Feb. 23, 2006.

GBC Cross Cut Model Guardian-Light Duty Shredder, Internet print-out ABCOffice.com, printed Feb. 23, 2006.

Intimus Paper Shredders—Model 155, Internet printout ABCOffice.com, printed Feb. 23, 2006.

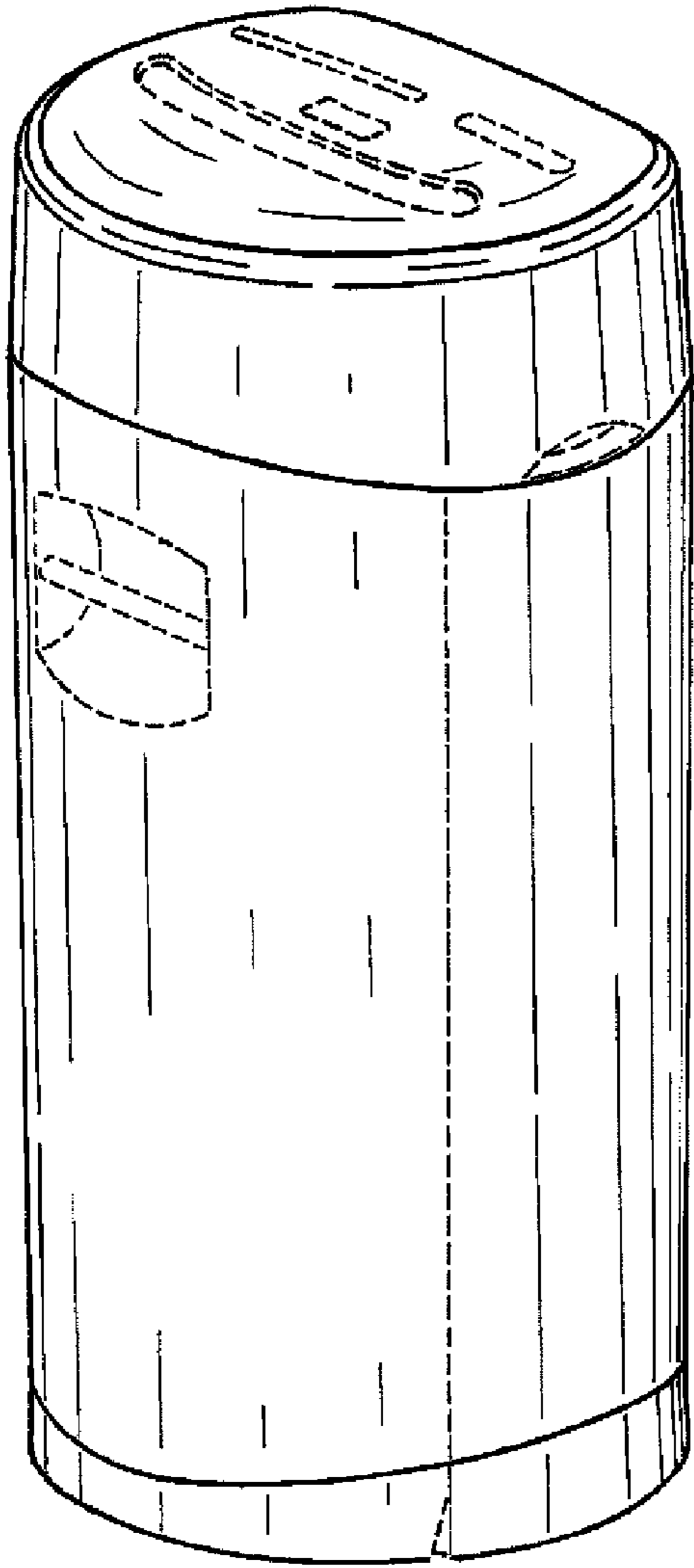
GBC Models 950S and 955X—Desk Side Shredders, Internet print-out ABCOffice.com, printed Feb. 23, 2006.

Telko SH2715CP Shredder, Internet printout ABCOffice.com, printed Feb. 23, 2006.

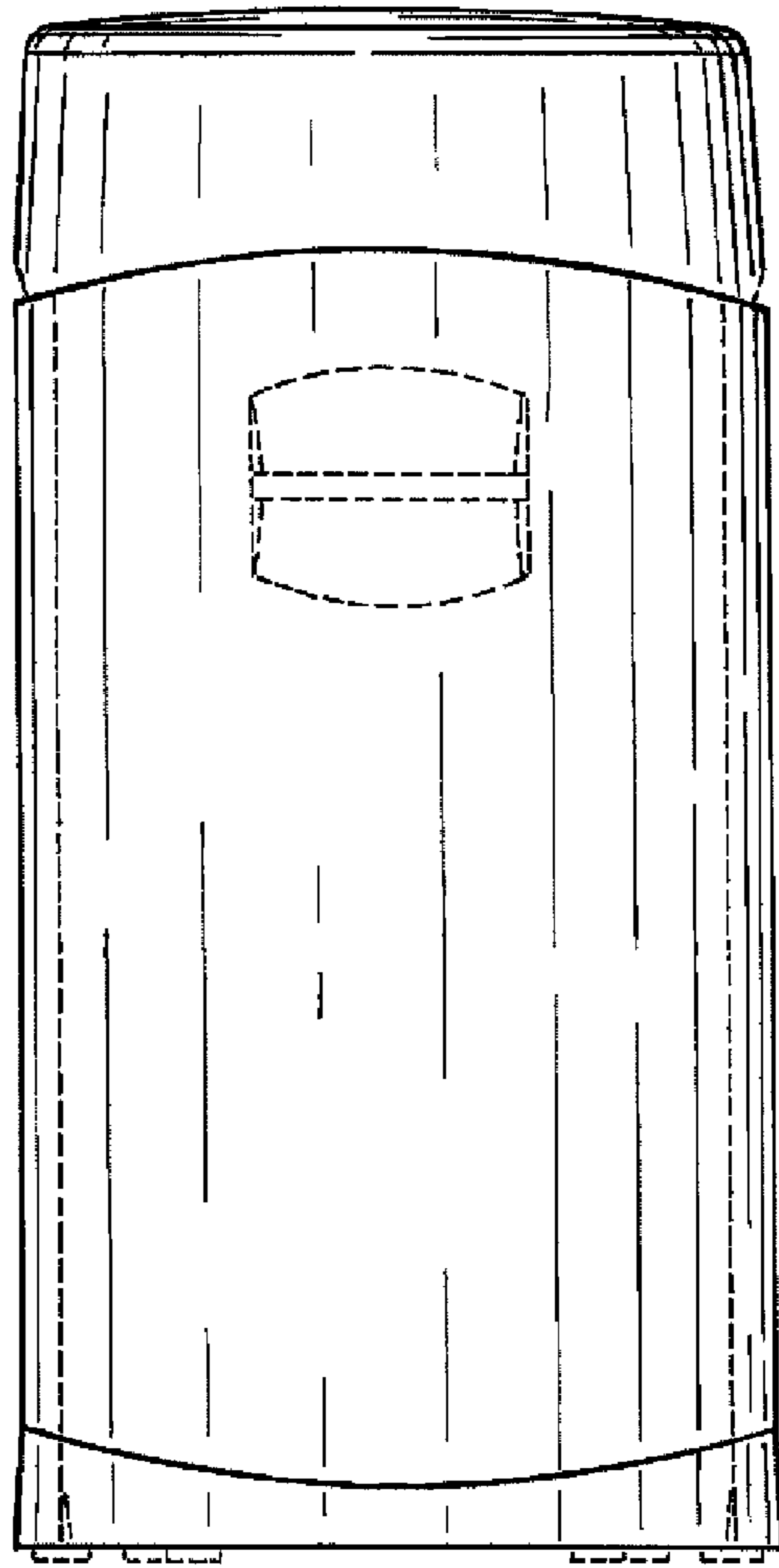
Fellowes Powershred DS-1 Shredder, Internet printout ABCOffice.com, printed Jan. 26, 2006.

Fellowes 11 Sheet Cross-Cut Shredder, Internet printout, Staples.com, printed Feb. 23, 2006.

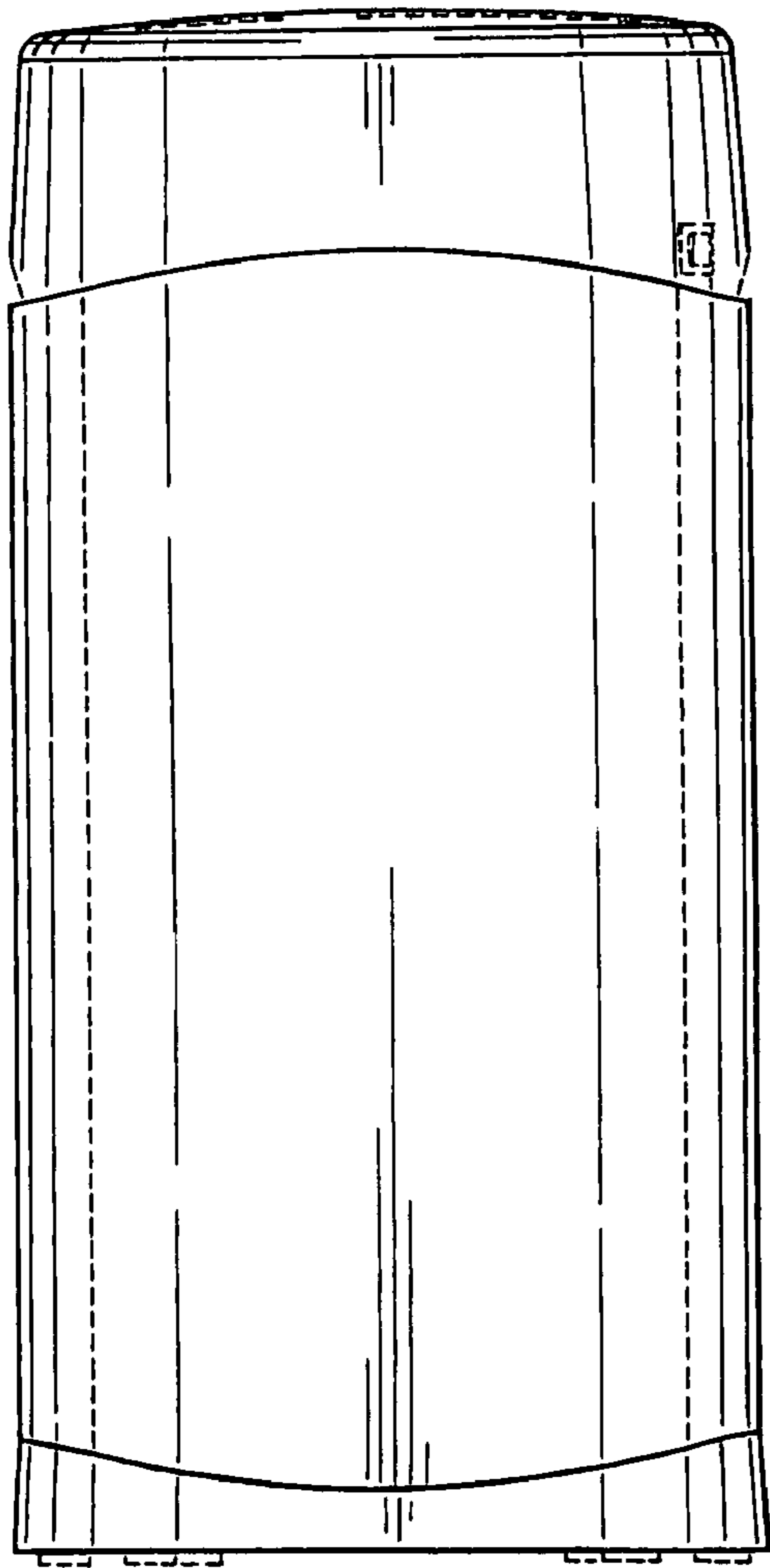
\* cited by examiner



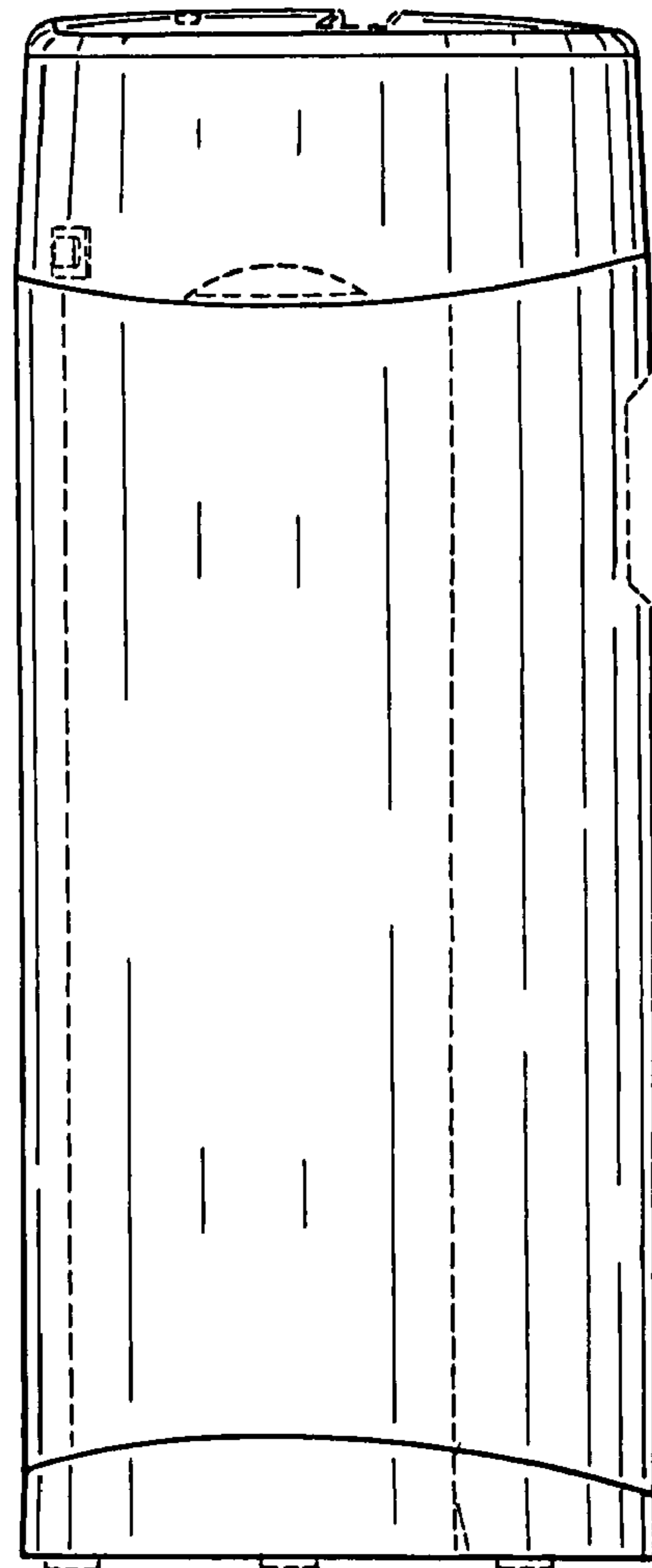
*Fig. 1*




*Fig. 2*



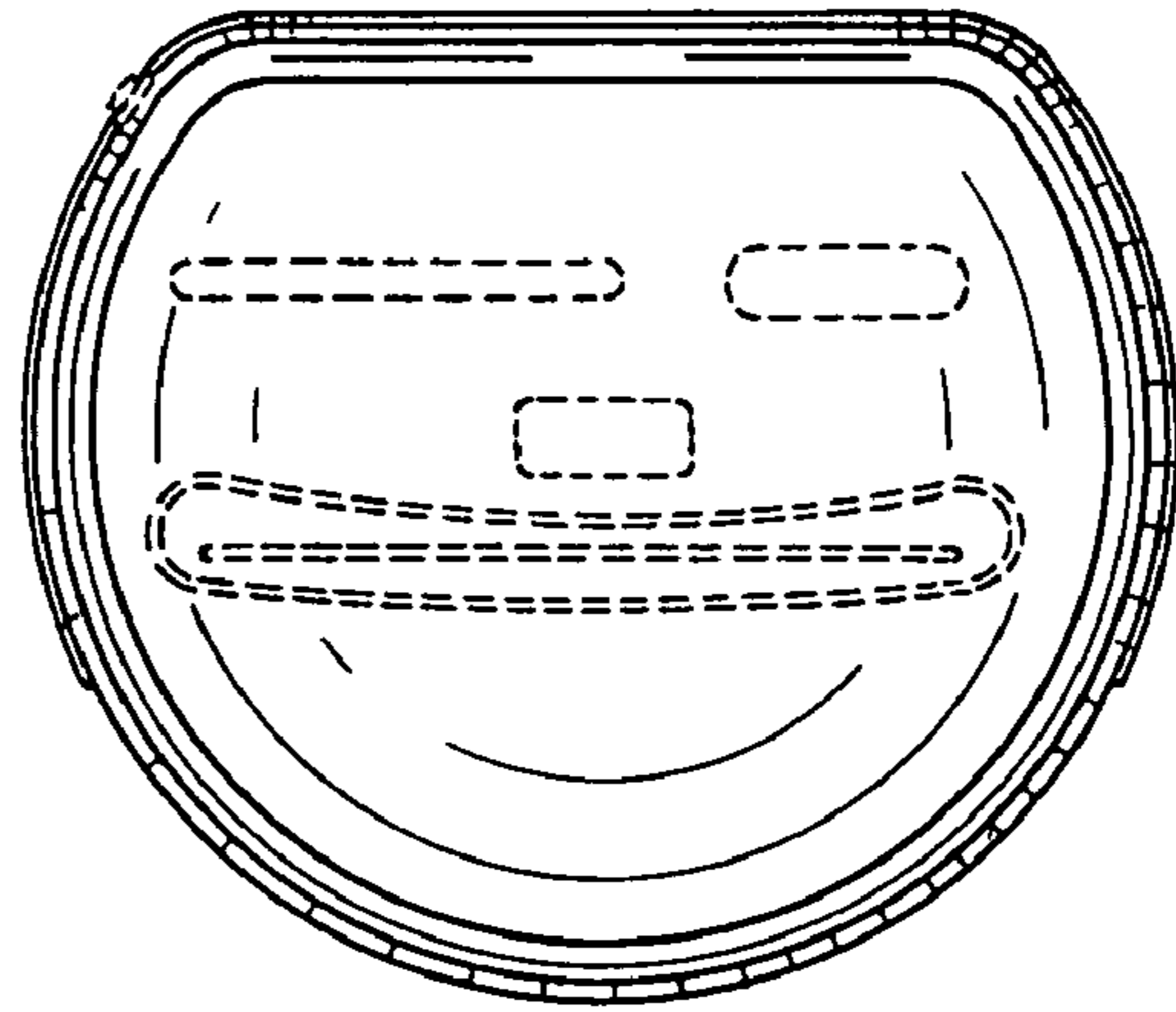
*Fig. 3*



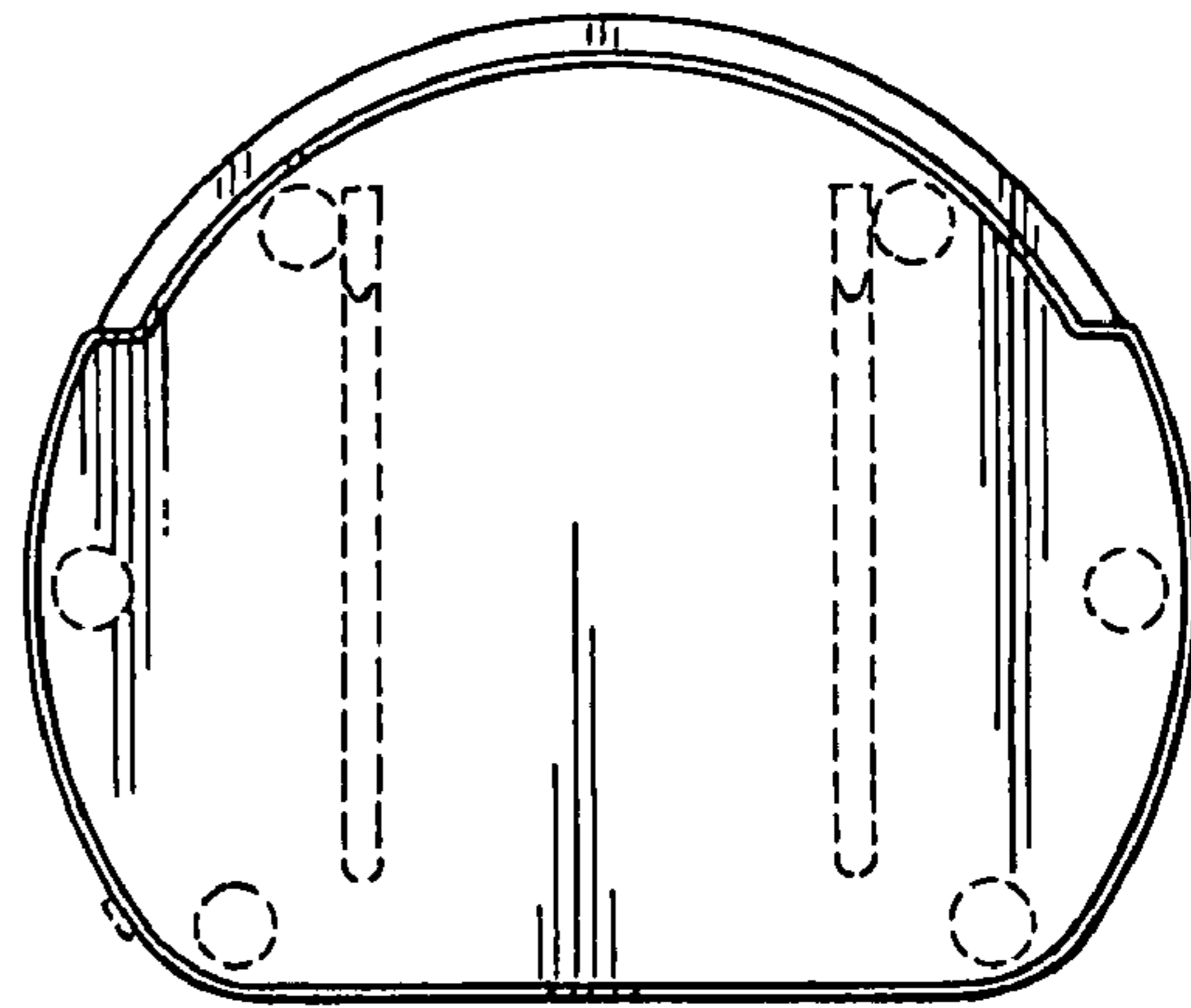
*Fig. 4*



*Fig. 5*



*Fig. 6*



*Fig. 7*