



US00D587282S

(12) **United States Design Patent**  
**Kim et al.**

(10) **Patent No.:** **US D587,282 S**  
(45) **Date of Patent:** **\*\* Feb. 24, 2009**

(54) **DVD RECEIVER**  
(75) Inventors: **Jae-Hyung Kim**, Kyunggi-do (KR);  
**Chae-Joo Son**, Seoul (KR)  
(73) Assignee: **Samsung Electronics Co., Ltd.**, Suwon,  
Kyunggi-Do (KR)

D520,974 S 5/2006 Lim  
D520,975 S 5/2006 Kim et al.  
D521,965 S 5/2006 Ko et al.  
D521,966 S 5/2006 Kim et al.  
D521,967 S 5/2006 Lim  
D522,986 S 6/2006 Kwon et al.

(Continued)

(\*\*) Term: **14 Years**  
(21) Appl. No.: **29/307,949**  
(22) Filed: **May 20, 2008**

(51) **LOC (9) Cl.** ..... **14-01**  
(52) **U.S. Cl.** ..... **D14/499**  
(58) **Field of Classification Search** ..... D14/135,  
D14/168, 172, 188, 204, 207, 211-216; 360/99.02,  
360/99.07; 369/75.11, 75.21, 77.11, 77.21;  
455/344, 347-351  
See application file for complete search history.

**OTHER PUBLICATIONS**

U.S. Appl. No. 29/307,942, Applicant: Jae-Hyung Kim, et al., filed  
May 20, 2008 entitled DVD Receiver.

(Continued)

*Primary Examiner*—Nanda Bondade  
(74) *Attorney, Agent, or Firm*—Flynn, Thiel, Boutell & Tanis,  
P.C.

(57) **CLAIM**

The ornamental design for a DVD receiver, as shown and  
described.

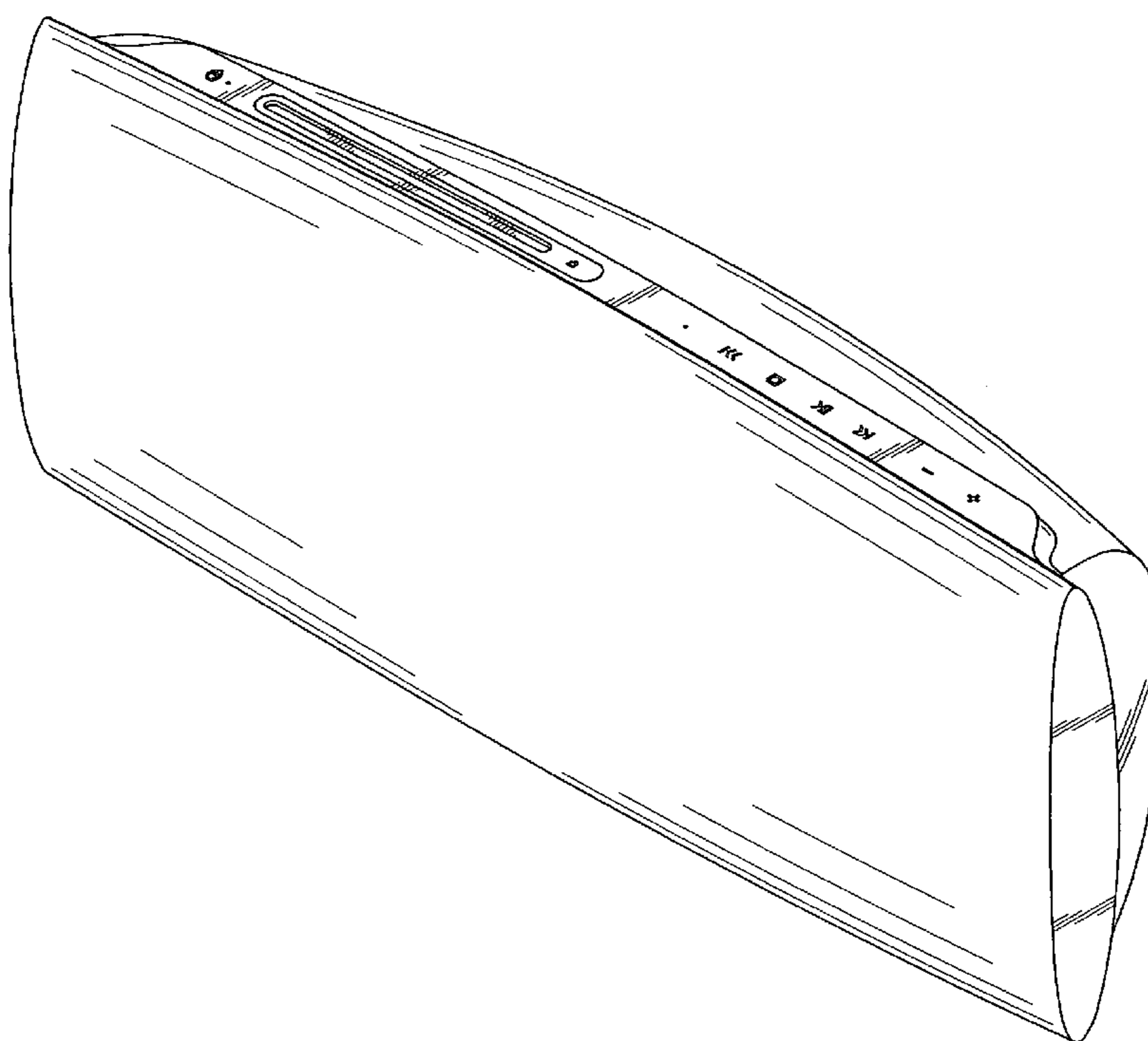
(56) **References Cited**  
**U.S. PATENT DOCUMENTS**

D392,966 S \* 3/1998 Lee et al. .... D14/135  
D501,841 S \* 2/2005 Hsu ..... D14/171  
D519,960 S 5/2006 Kwon et al.  
D519,962 S 5/2006 Kim et al.  
D519,963 S 5/2006 Lim et al.  
D520,478 S 5/2006 Kwon et al.  
D520,479 S 5/2006 Kwon et al.  
D520,480 S 5/2006 Kwon et al.  
D520,481 S 5/2006 Lim et al.  
D520,494 S \* 5/2006 Aiba et al. .... D14/214  
D520,973 S 5/2006 Kwon et al.

**DESCRIPTION**

FIG. 1 is a top front perspective view of a DVD receiver  
showing our new design;  
FIG. 2 is a front elevational view thereof;  
FIG. 3 is a rear elevational view thereof;  
FIG. 4 is a left side elevational view thereof;  
FIG. 5 is a right side elevational view thereof;  
FIG. 6 is a top plan view thereof; and,  
FIG. 7 is a bottom plan view thereof.

**1 Claim, 4 Drawing Sheets**



# US D587,282 S

Page 2

---

## U.S. PATENT DOCUMENTS

D523,832 S	6/2006	Kwon et al.	D539,770 S	4/2007	Park
D525,958 S	8/2006	Kwon et al.	D539,771 S	4/2007	Park
D526,294 S	8/2006	Kwon et al.	D540,286 S	4/2007	Lim
D526,979 S	8/2006	Lim	D551,198 S	9/2007	Kim
D526,980 S	8/2006	Kwon et al.	D551,207 S *	9/2007	Yano ..... D14/214
D526,981 S	8/2006	Kim et al.	D552,053 S	10/2007	Kim
D528,525 S	9/2006	Cho et al.	D553,109 S	10/2007	Kim et al.
D529,464 S	10/2006	Lim et al.	D560,179 S	1/2008	Cho et al.
D529,885 S	10/2006	Park et al.	D560,180 S	1/2008	Park et al.
D530,692 S	10/2006	Lim et al.	D560,181 S	1/2008	Park
D530,693 S	10/2006	Park et al.	D560,182 S	1/2008	Park
D530,694 S	10/2006	Park	D560,627 S	1/2008	Park et al.
D530,695 S	10/2006	Park	D561,141 S	2/2008	Cho et al.
D531,153 S	10/2006	Lim et al.	D567,203 S	4/2008	Park
D533,159 S	12/2006	Kim et al.	D567,204 S	4/2008	Park
D536,682 S	2/2007	Lim et al.			
D536,683 S	2/2007	Lim et al.			
D537,425 S	2/2007	Park			
D538,768 S	3/2007	Lim et al.			
D539,250 S	3/2007	Park			

## OTHER PUBLICATIONS

U.S. Appl. No. 29/293,229, Applicant: Chae-Joo Son, et al., filed Nov. 9, 2007 entitled DVD Player.

\* cited by examiner

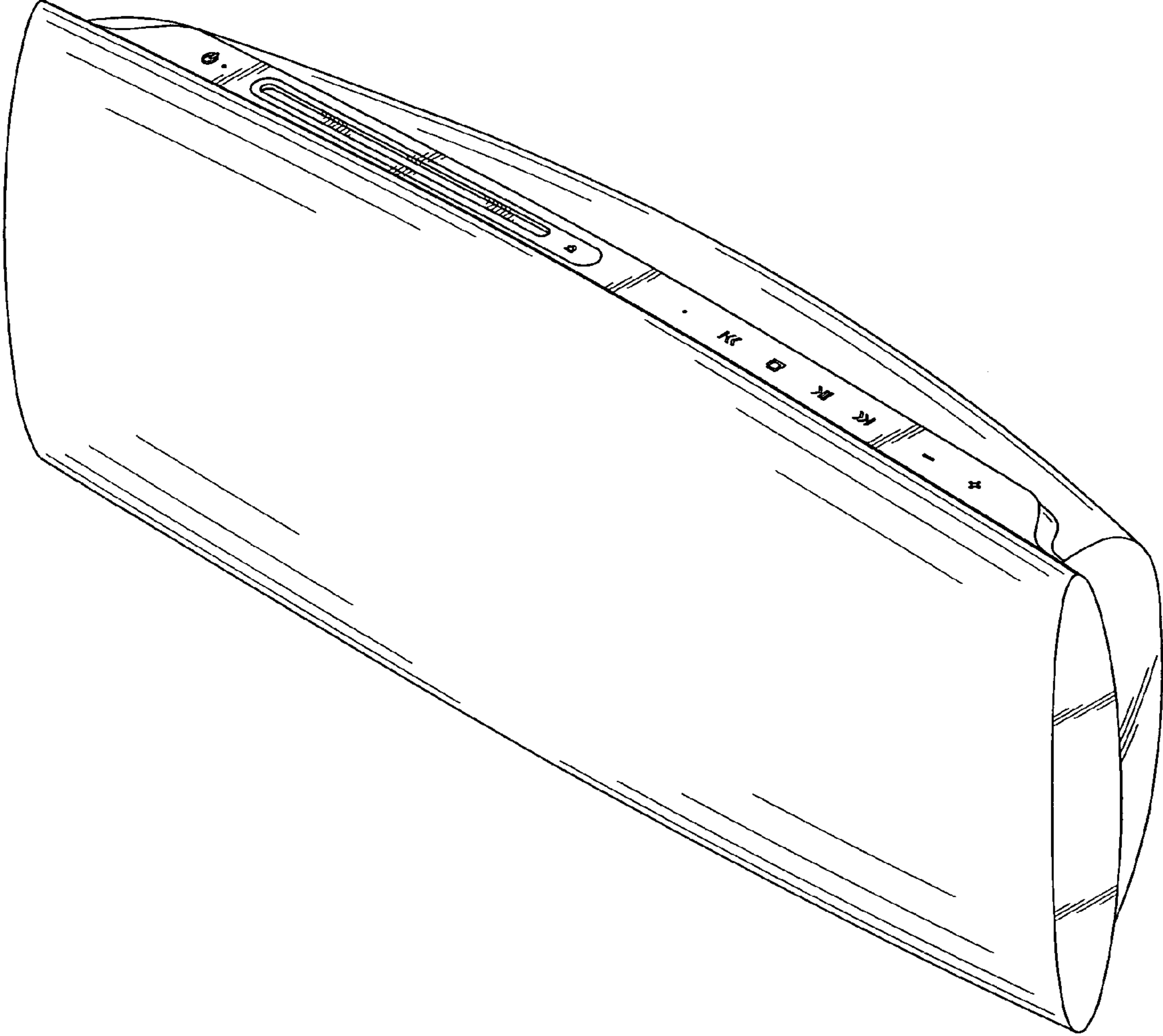


FIG. 1




FIG. 2

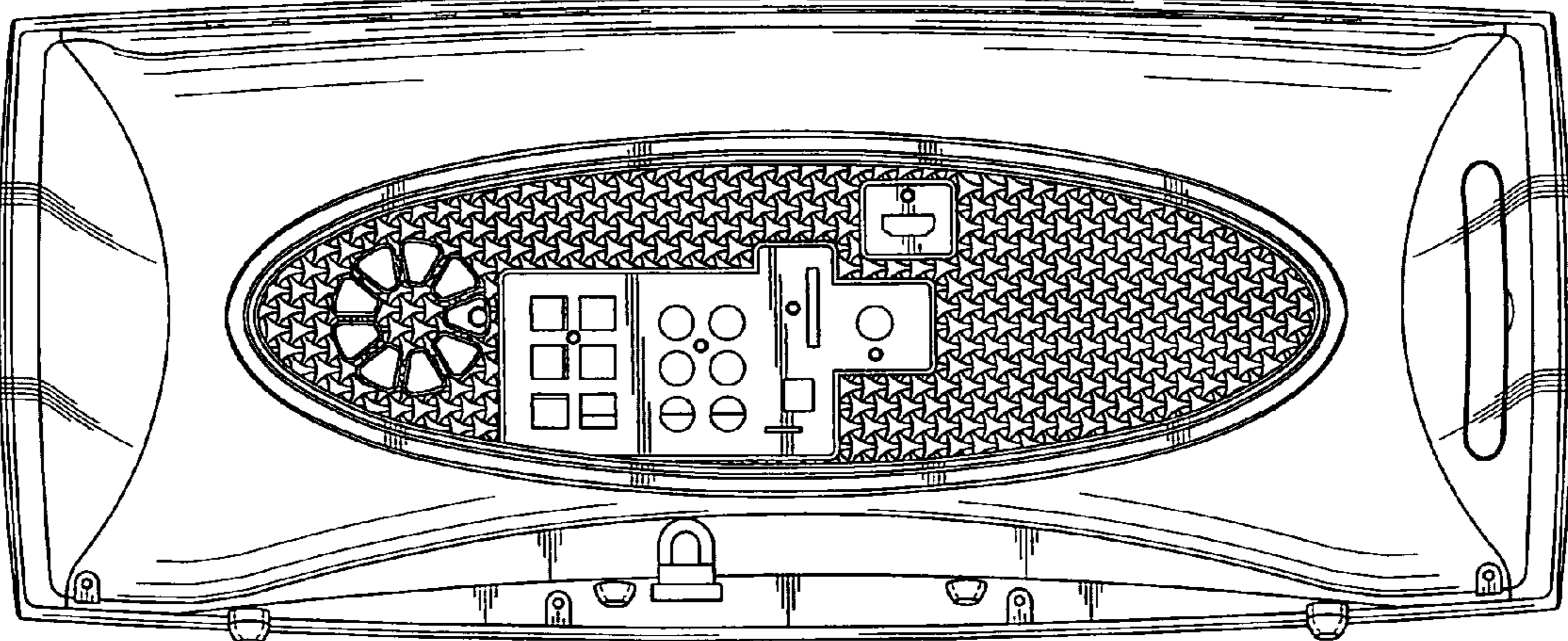


FIG. 3

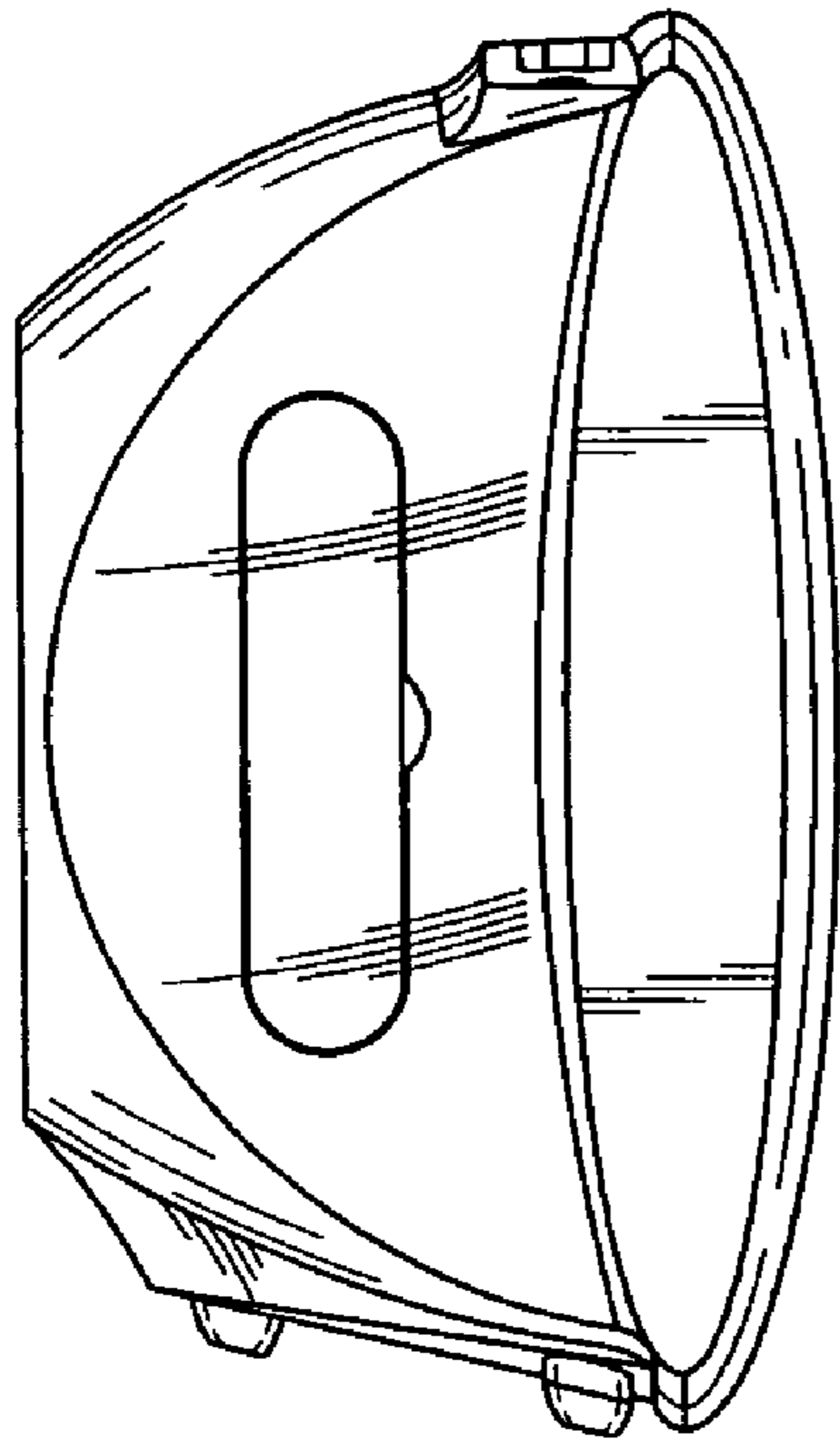


FIG. 4

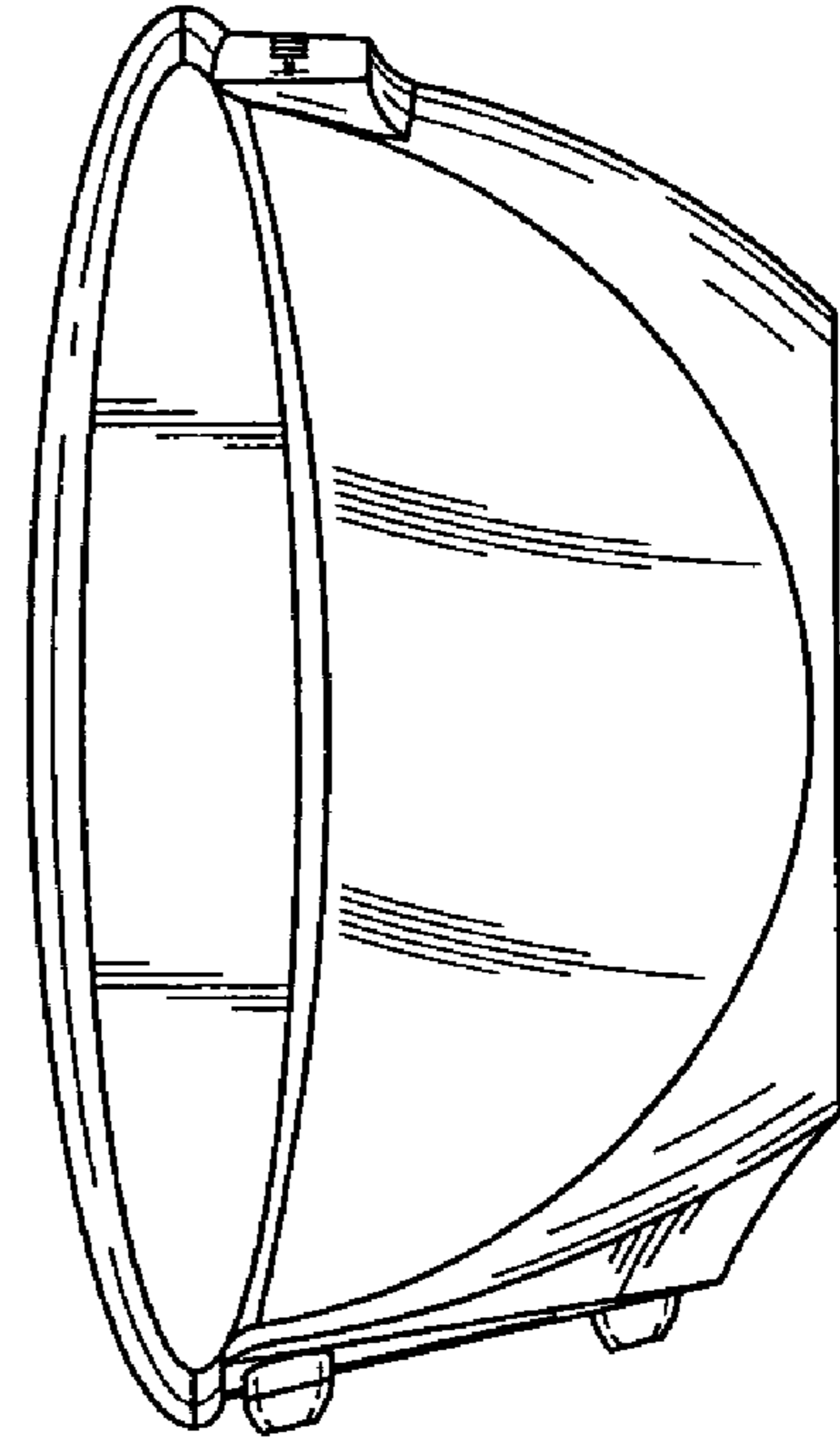


FIG. 5

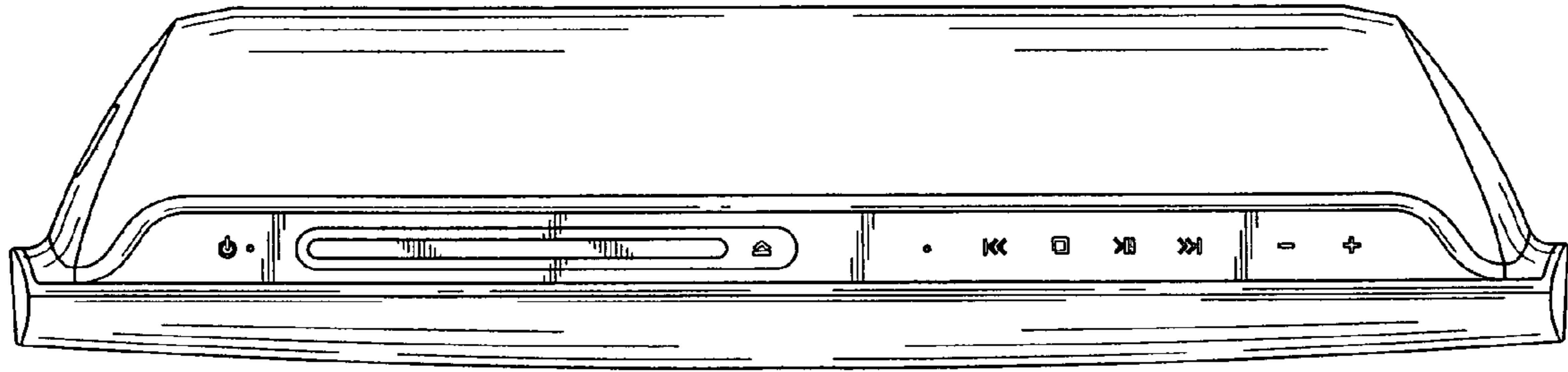


FIG. 6

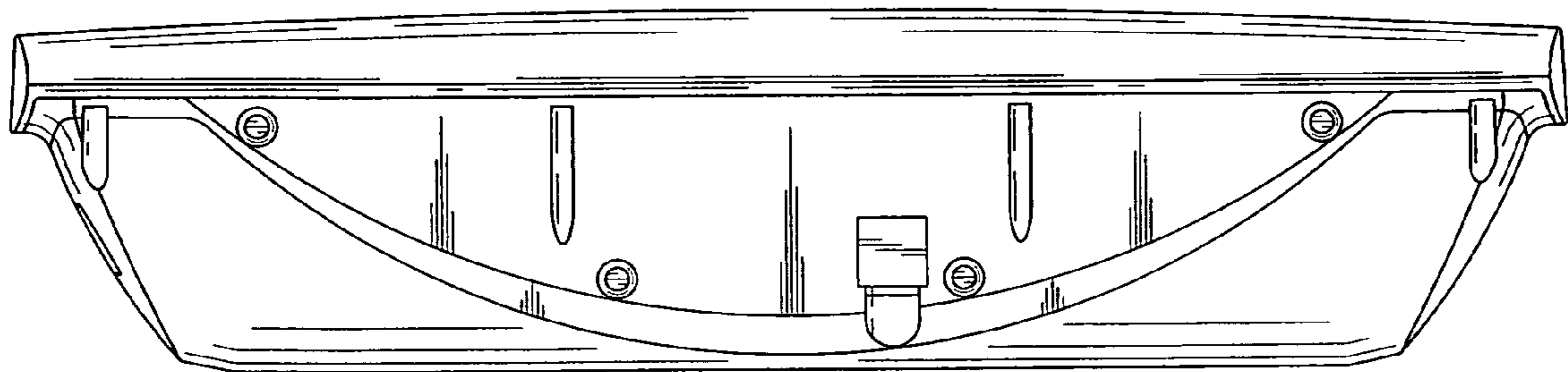


FIG. 7