



US00D587273S

(12) **United States Design Patent**  
**Sculler et al.**

(10) **Patent No.:** **US D587,273 S**  
(45) **Date of Patent:** **\*\* Feb. 24, 2009**

(54) **ADAPTER PLATES FOR FLAT PANEL  
DISPLAY MOUNTING ASSEMBLY**

(75) Inventors: **Steven J. Sculler**, Morganville, NJ (US);  
**Michael P. Zambelli**, Basking Ridge, NJ  
(US); **In-Young Jang**, Ridgefield, NJ  
(US); **Jimmy An**, South Plainfield, NJ  
(US)

(73) Assignee: **Bell'O International Corp.**,  
Morganville, NJ (US)

(\*\*) Term: **14 Years**

(21) Appl. No.: **29/270,800**

(22) Filed: **Jan. 3, 2007**

(51) **LOC (9) Cl.** ..... **08-07**

(52) **U.S. Cl.** ..... **D14/451; D14/239**

(58) **Field of Classification Search** ..... D14/448,  
D14/450, 451, 452, 439, 447, 432, 371, 373,  
D14/374, 375, 127, 217, 239, 251, 900, 901,  
D14/902; D8/363, 380, 373; 248/133, 139,  
248/398, 371, 176.1, 274.1, 284.1, 313, 346.03,  
248/917, 918, 919, 920, 921, 922, 923, 924,  
248/201, 205.1, 220.21, 223.31, 276.1, 281.11,  
248/286.1, 309.1, 323, 324, 349.1, 425;  
348/825; 361/681

See application file for complete search history.

(56) **References Cited**

**U.S. PATENT DOCUMENTS**

D315,863 S \* 4/1991 Shui-Mu ..... D8/380  
D394,646 S \* 5/1998 Ratzlaff ..... D14/451  
6,402,109 B1 6/2002 Dittmer  
D473,562 S \* 4/2003 Russell ..... D14/447  
D473,563 S \* 4/2003 Russell ..... D14/447  
6,543,734 B2 4/2003 Yeh et al.  
6,554,242 B2 4/2003 Kim et al.  
D475,057 S \* 5/2003 Lord ..... D14/447  
6,559,829 B1 5/2003 Matsuo et al.  
6,604,722 B1 8/2003 Tan et al.  
D489,377 S \* 5/2004 van Kuijk ..... D14/451

D494,978 S 8/2004 Pfister  
D495,713 S 9/2004 Pfister et al.  
6,886,701 B2 5/2005 Hong et al.  
7,261,265 B2 \* 8/2007 Burns ..... 248/276.1  
D554,135 S \* 10/2007 Lim et al. .... D14/447  
D558,771 S \* 1/2008 Derry et al. .... D14/447  
D558,772 S \* 1/2008 Derry et al. .... D14/447  
D558,773 S \* 1/2008 Derry et al. .... D14/447  
D560,470 S \* 1/2008 Short et al. .... D8/354  
2002/0033436 A1 3/2002 Peng et al.  
2002/0179791 A1 12/2002 Kwon  
2002/0179801 A1 12/2002 Kim  
2004/0211870 A1 10/2004 Bremmon et al.  
2004/0232298 A1 11/2004 Bremmon et al.  
2005/0061937 A1 3/2005 Kim  
2005/0152102 A1 7/2005 Shin  
2005/0236542 A1 10/2005 O'Neill  
2005/0242254 A1 11/2005 Dozier  
2005/0263671 A1 12/2005 Lo  
2005/0274858 A1 12/2005 Fedewa  
2008/0099646 A1 \* 5/2008 Kobara et al. .... 248/309.1

\* cited by examiner

*Primary Examiner*—Jennifer Rivard

*Assistant Examiner*—Angela J Lee

(74) *Attorney, Agent, or Firm*—Lerner, David, Littenberg,  
Krumholz & Mentlik, LLP

(57) **CLAIM**

The ornamental design for adapter plates for flat panel display mounting assembly, as shown and described.

**DESCRIPTION**

FIG. 1 is a front plan view of the claimed adapter plates for flat panel display mounting assembly;

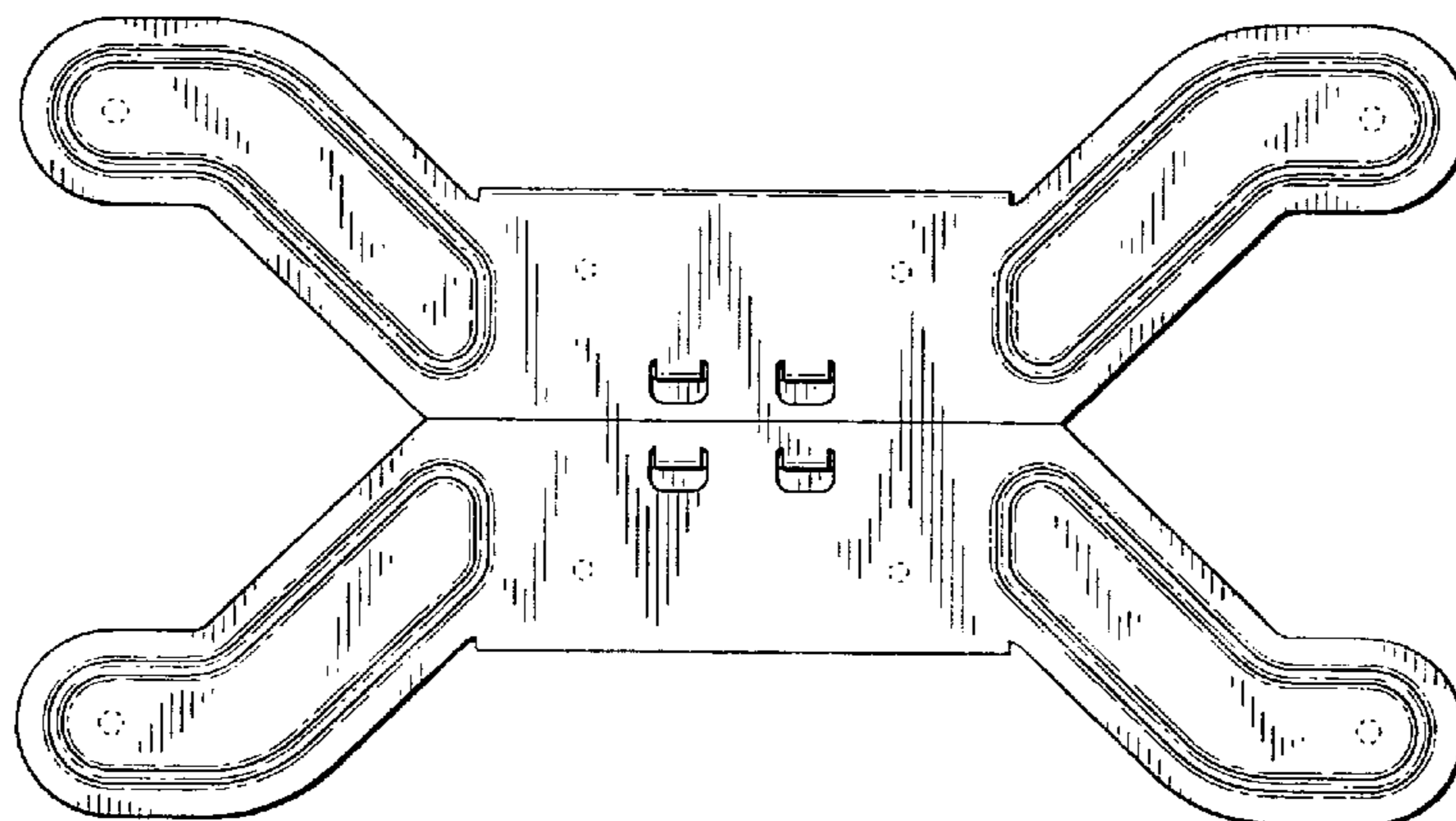
FIG. 2 is a rear view thereof;

FIG. 3 is a right side view thereof (the left side view being a mirror image of the right side view);

FIG. 4 is a top view thereof; and,

FIG. 5 is a bottom view thereof.

The broken line showing of portions of the adapter plates for flat panel display mounting assembly forms no part of the claimed design.



**1 Claim, 3 Drawing Sheets**

FIG. 1

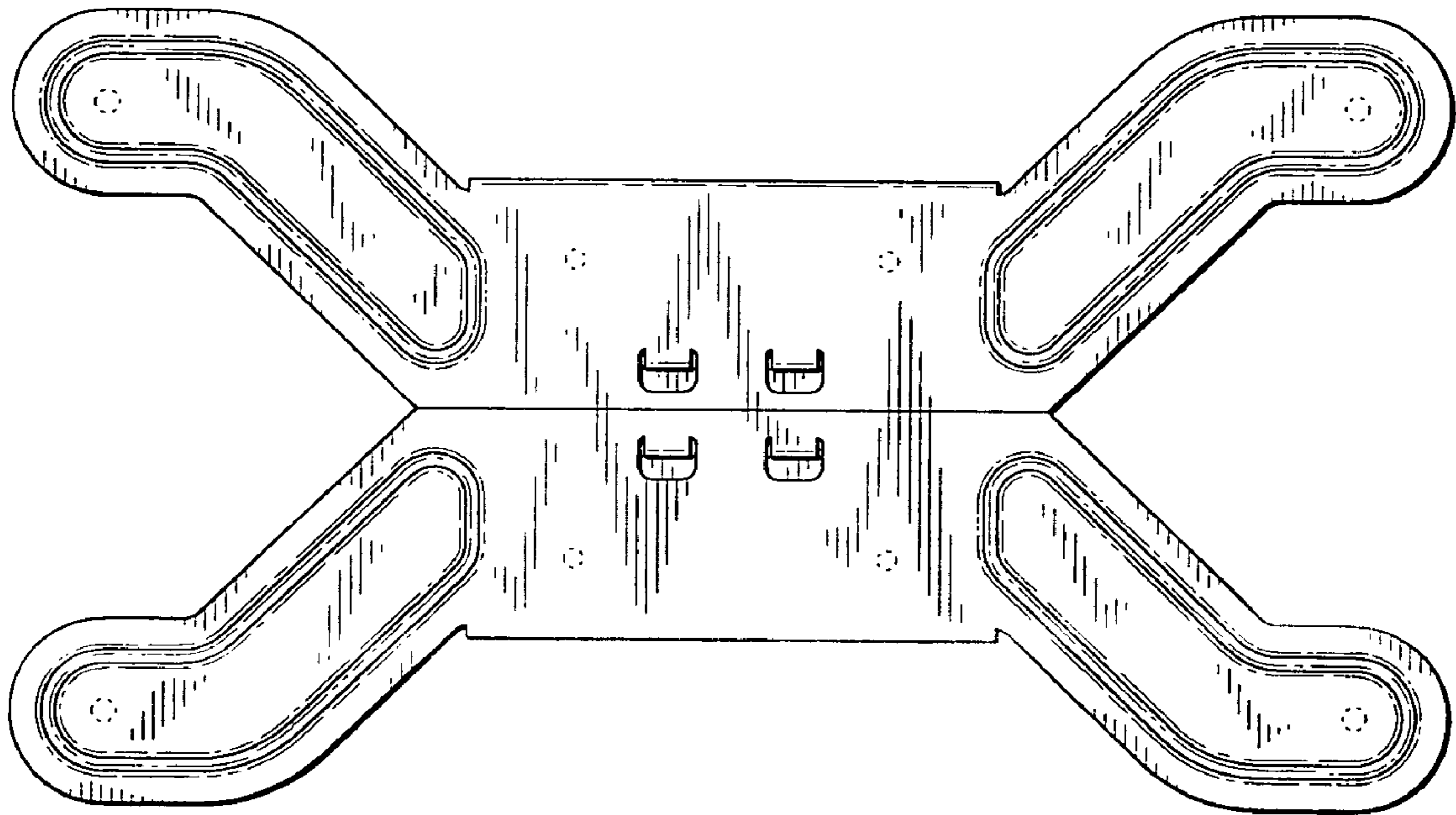


FIG. 2

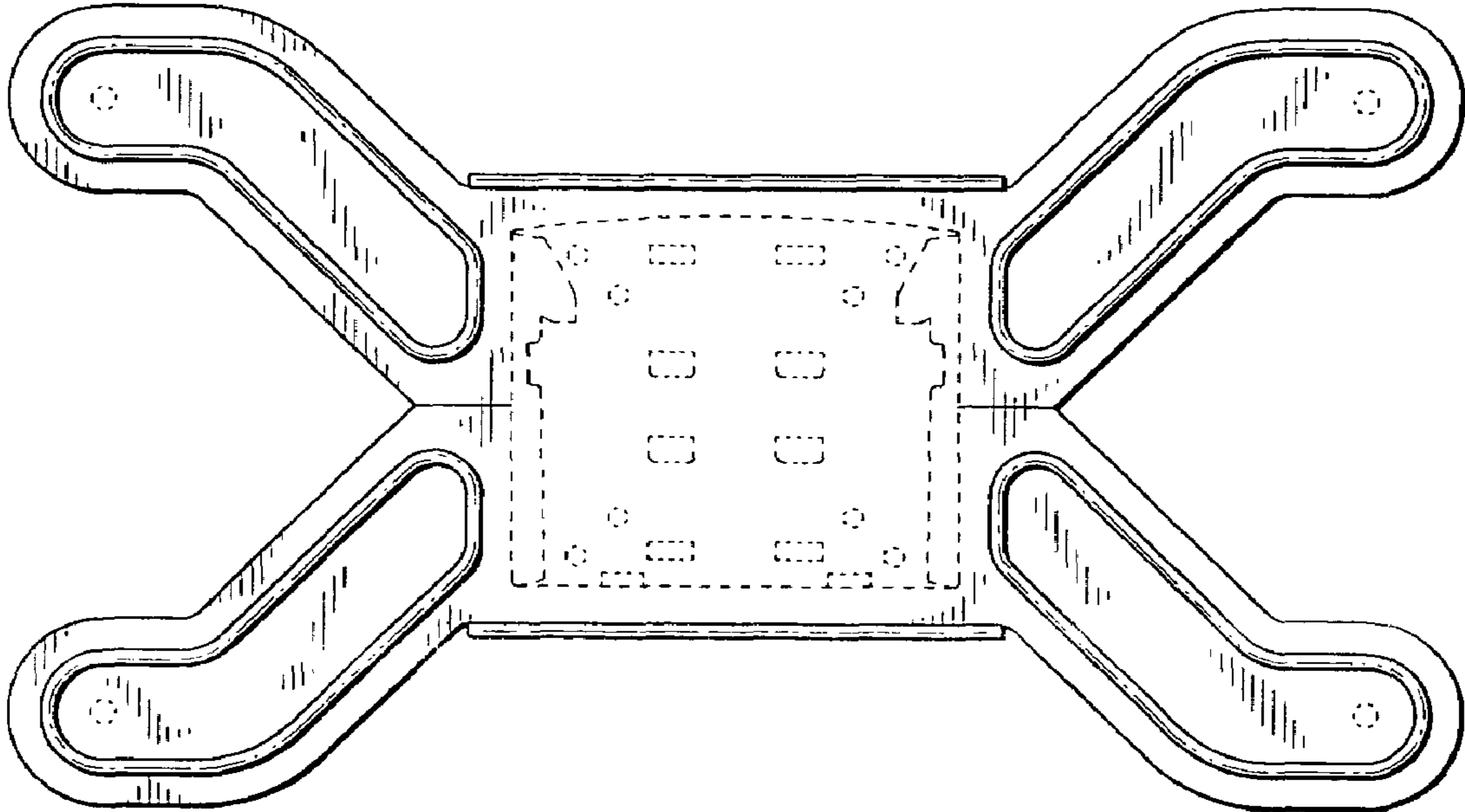


FIG. 3



FIG. 4



FIG. 5

