



US00D587271S

(12) **United States Design Patent**
Johnson et al.

(10) **Patent No.:** **US D587,271 S**

(45) **Date of Patent:** **** Feb. 24, 2009**

(54) **PAD FOR A MOBILE DEVICE**

(75) Inventors: **Eric M. Johnson**, Brooklyn, NY (US);
JaeHo Choi, Whitestone, NY (US)

(73) Assignee: **Symbol Technologies, Inc.**, Holtsville,
NY (US)

(**) Term: **14 Years**

(21) Appl. No.: **29/280,448**

(22) Filed: **May 29, 2007**

(51) **LOC (9) Cl.** **14-02**

(52) **U.S. Cl.** **D14/439; D14/460**

(58) **Field of Classification Search** D14/457-461,
D14/356, 388, 389, 432, 341, 344; D19/52,
D19/56, 95; D25/61, 68, 69, 102, 119, 126,
D25/136, 164; D24/124, 206, 207; D6/406.3,
D6/406.6, 601; 248/118, 918, 118.1, 118.5,
248/346.01, 694; 108/6, 28, 90, 59, 153.1,
108/157.1

See application file for complete search history.

(56) **References Cited**

U.S. PATENT DOCUMENTS

| | | | | | |
|-----------|------|--------|------------------|-------|-----------|
| D309,689 | S * | 8/1990 | Bool | | D6/601 |
| D314,116 | S * | 1/1991 | Reed | | D6/601 |
| D369,218 | S * | 4/1996 | Vandenbelt | | D24/206 |
| 6,089,516 | A * | 7/2000 | Yates | | 248/118 |
| D438,961 | S * | 3/2001 | Velazquez et al. | | D24/125 |
| D439,660 | S * | 3/2001 | Velazquez et al. | | D24/125 |
| D442,285 | S * | 5/2001 | Perry | | D24/206 |
| D456,899 | S * | 5/2002 | Levy et al. | | D24/125 |
| D469,486 | S * | 1/2003 | Olson | | D21/687 |
| 6,585,198 | B2 * | 7/2003 | Dillon | | 248/118.5 |
| D496,100 | S * | 9/2004 | Ecker | | D24/125 |

| | | | | | |
|----------|-----|---------|-----------------|-------|---------|
| D507,142 | S * | 7/2005 | Akamatsu et al. | | D6/601 |
| D516,855 | S * | 3/2006 | Akamatsu et al. | | D6/601 |
| D529,607 | S * | 10/2006 | Lindner et al. | | D24/124 |
| D538,814 | S * | 3/2007 | Cranford et al. | | D14/459 |
| D568,085 | S * | 5/2008 | Pawsey | | D6/611 |

* cited by examiner

Primary Examiner—Cathron C Brooks

Assistant Examiner—Deanna Fluegeman

(74) *Attorney, Agent, or Firm*—Fay Kaplun & Marcin, LLP

(57) **CLAIM**

The ornamental design for a pad for a mobile device, as shown and described.

DESCRIPTION

FIG. 1 is a perspective view of an ornamental design of a pad for a mobile device showing our new design;

FIG. 2 is a front view thereof;

FIG. 3 is a right side view thereof;

FIG. 4 is a top view thereof;

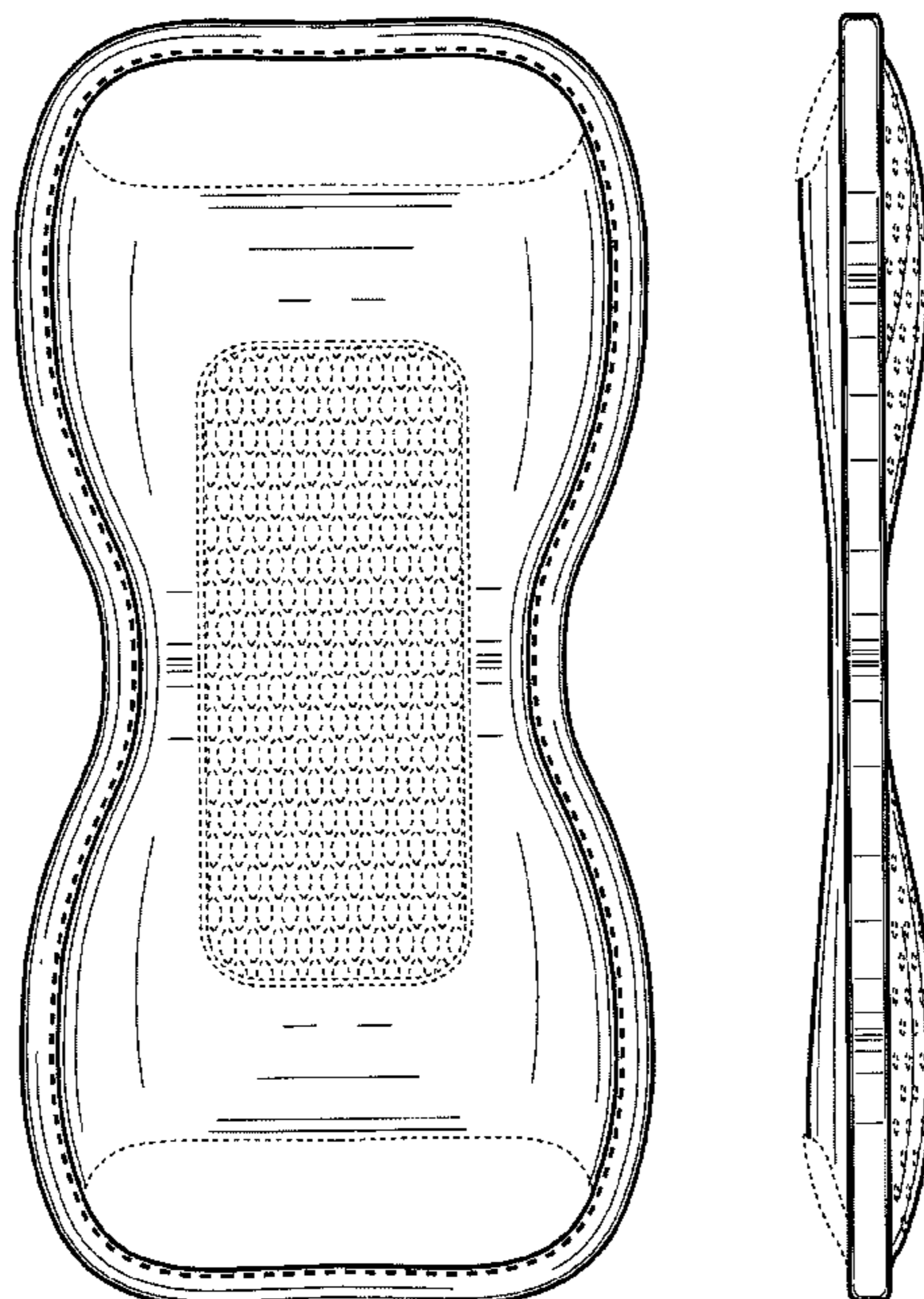
FIG. 5 is a left side view thereof;

FIG. 6 is a back view thereof; and,

FIG. 7 is a bottom view thereof.

The broken lines shown in FIGS. 1-7 are included for illustrative purposes only and form no part of the claimed design. Specifically the broken line detail shown on the horizontal surfaces of the mobile device pad represent an unclaimed portion of the surfaces. In particular, the unclaimed portion may be a design pattern and/or texture of the surface. Additionally, broken lines shown on a top and bottom portion of the front of the mobile device pad represent an unclaimed surface.

1 Claim, 3 Drawing Sheets



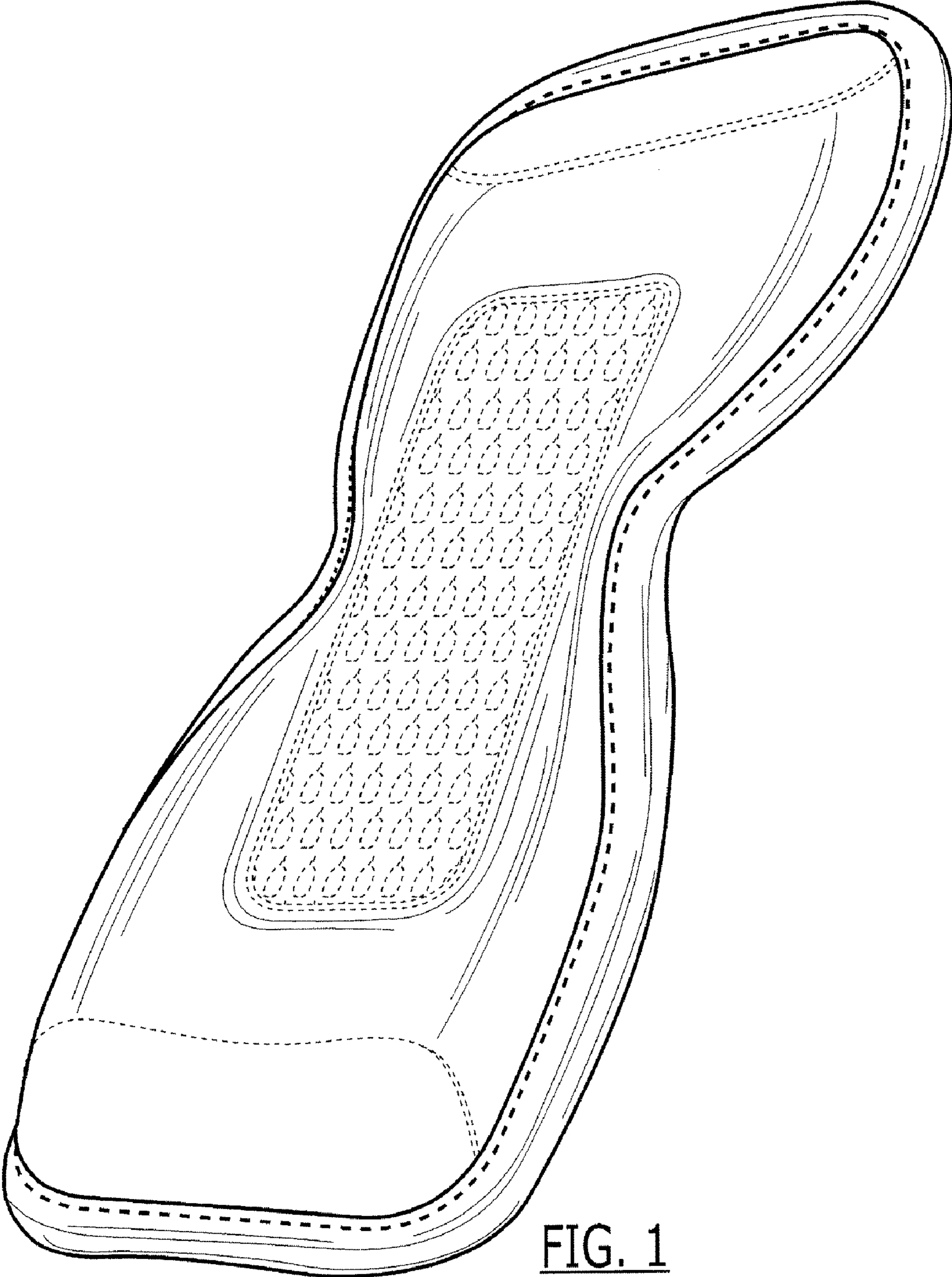


FIG. 1

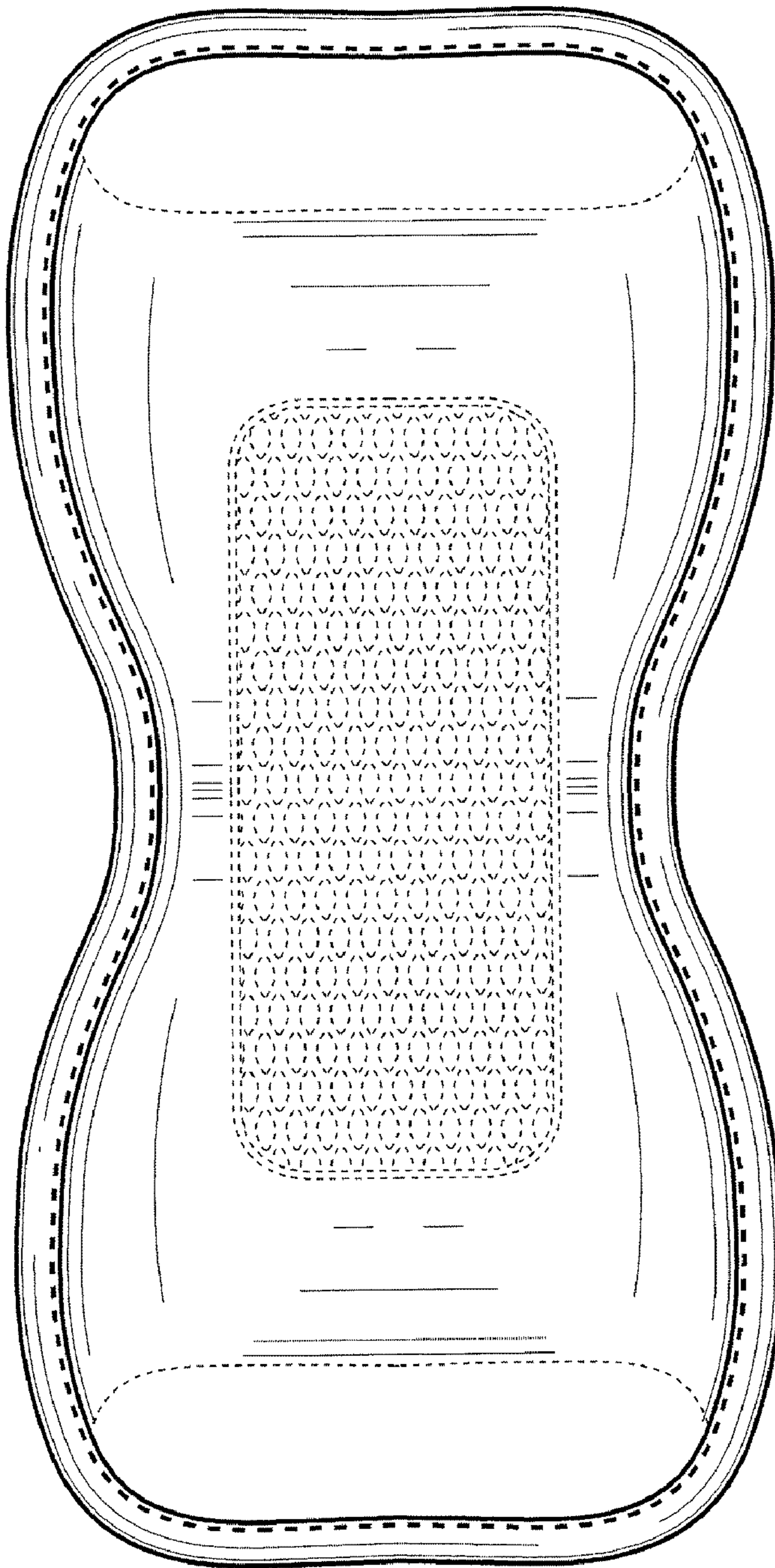


FIG. 2

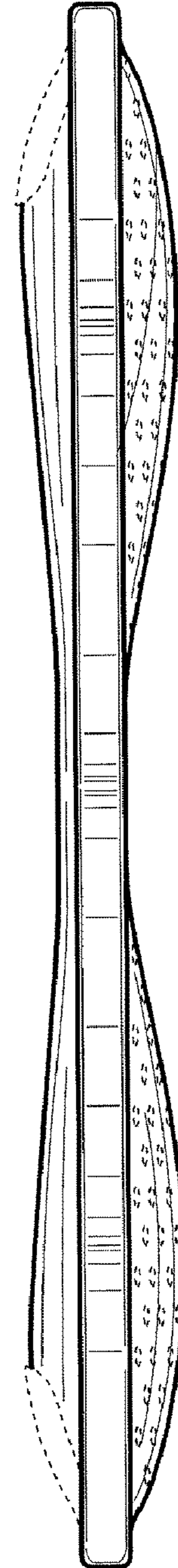


FIG. 3




FIG. 4

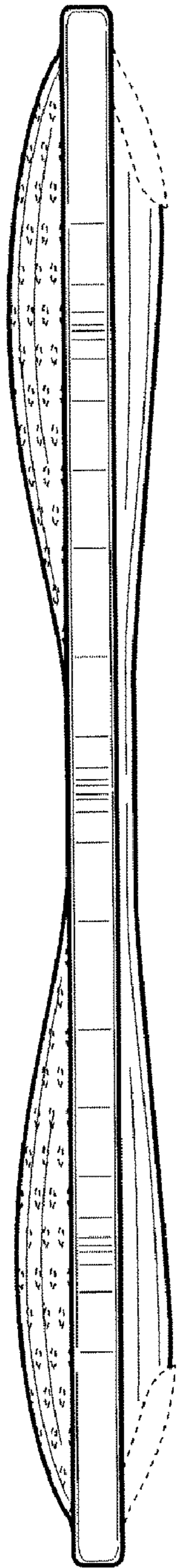


FIG. 5

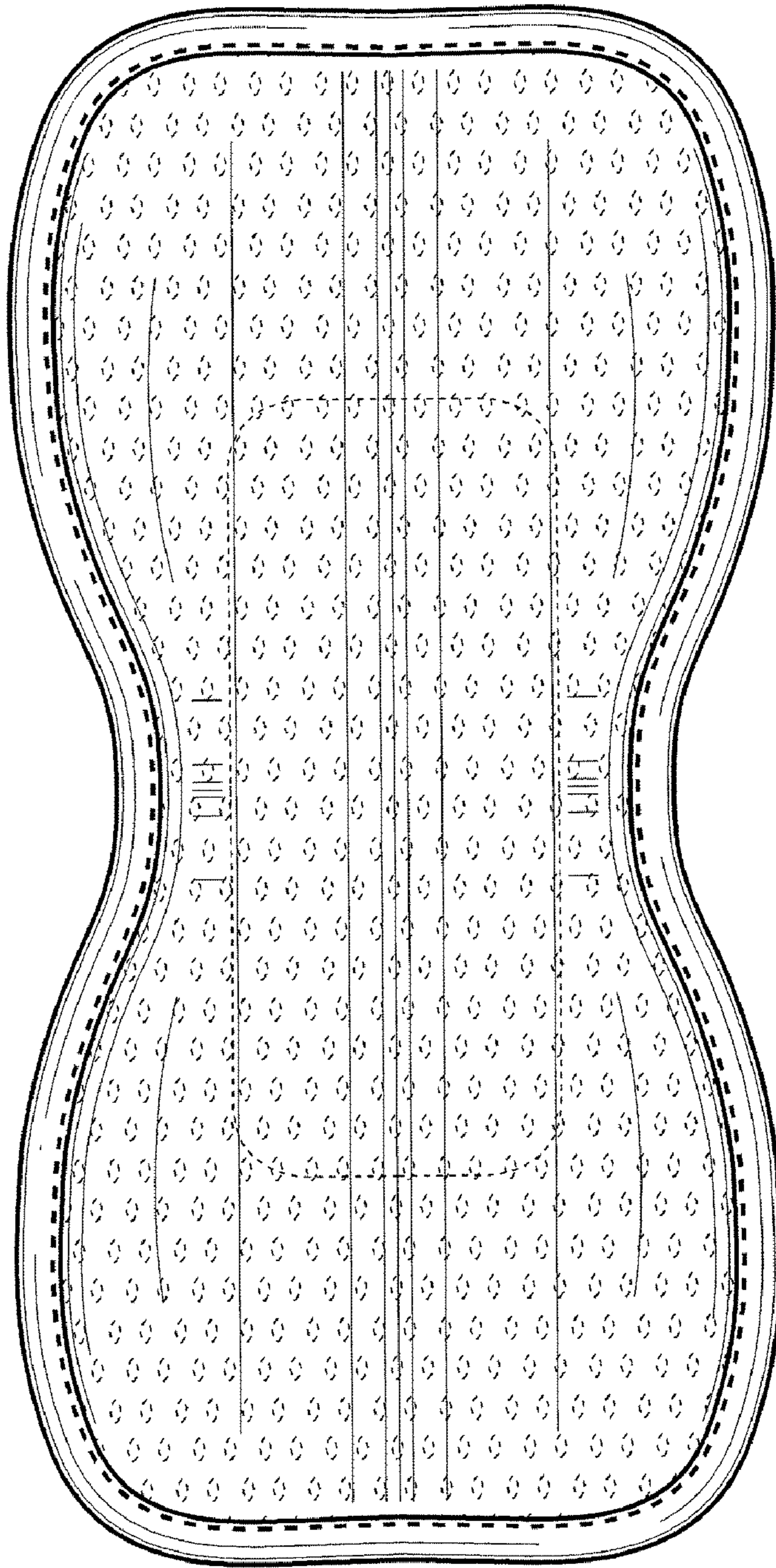


FIG. 6




FIG. 7