



US00D587267S

(12) **United States Design Patent**
Wang

(10) **Patent No.:** **US D587,267 S**

(45) **Date of Patent:** **** Feb. 24, 2009**

(54) **EXTERNAL STORAGE DEVICE CASE**

(75) Inventor: **Chia-Jen Wang**, Taipei Hsien (TW)

(73) Assignee: **Datastore Technology Corp.**, Taipei Hsien (TW)

(**) Term: **14 Years**

(21) Appl. No.: **29/303,040**

(22) Filed: **Jan. 31, 2008**

(51) **LOC (9) Cl.** **14-02**

(52) **U.S. Cl.** **D14/356**

(58) **Field of Classification Search** D14/301,
D14/313, 348-9, 351-8, 363, 368, 370, 432,
D14/435-6, 496, 137, 155, 167-8, 240, 242,
D14/299; D3/201, 273; D13/149, 184; 361/684-686;
360/97.01; 439/136

See application file for complete search history.

(56) **References Cited**

U.S. PATENT DOCUMENTS

D264,347 S *	5/1982	Peroni	D13/184
D290,705 S *	7/1987	Yomo	D14/435
D316,375 S *	4/1991	Tiedemann	D13/184
5,870,367 A *	2/1999	Yamamori	D14/507
D477,824 S *	7/2003	Taniguchi	D14/434
D511,343 S *	11/2005	Solomon et al.	D14/356
D512,977 S *	12/2005	Chan	D14/500
D522,520 S *	6/2006	Hsu	D14/436

D532,785 S *	11/2006	Lo et al.	D14/363
D537,088 S *	2/2007	Liu	D14/203.7
D556,211 S *	11/2007	Howard	D14/496
2004/0032711 A1 *	2/2004	Kaczeus et al.	361/685
2008/0144270 A1 *	6/2008	Dal Porto et al.	361/684

OTHER PUBLICATIONS

Plextor Shock Proof External Hard Drive, Gear Live = Home, pp. 9-10, [online] Apr. 18, 2006 [retrieved on Dec. 13, 2006]. Retrieved from the Internet <URL: <http://www.gearlive.com/index.php/news/category/USB/P20/>>.*

* cited by examiner

Primary Examiner—Cathron C Brooks

Assistant Examiner—Karen E Kearney

(74) *Attorney, Agent, or Firm*—Leong C. Lei

(57) **CLAIM**

The ornamental design for an external storage device case, as shown and described.

DESCRIPTION

FIG. 1 is a perspective view of an external storage device case showing my new design;

FIG. 2 is a front elevational view thereof;

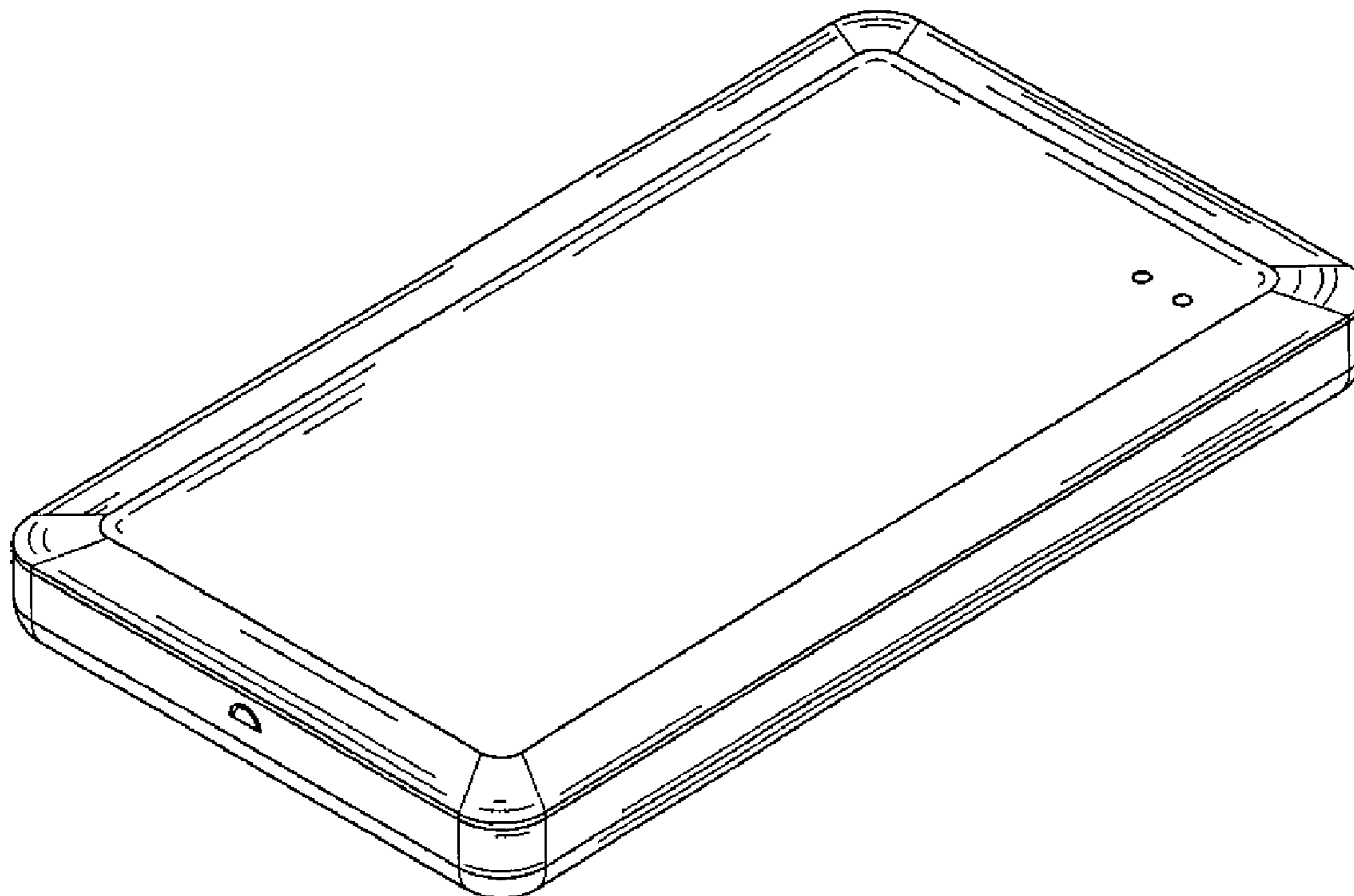
FIG. 3 is a rear elevational view thereof;

FIG. 4 is a left side elevational view thereof;

FIG. 5 is a right side elevational view thereof; and,

FIG. 6 is a top plan view thereof.

1 Claim, 4 Drawing Sheets



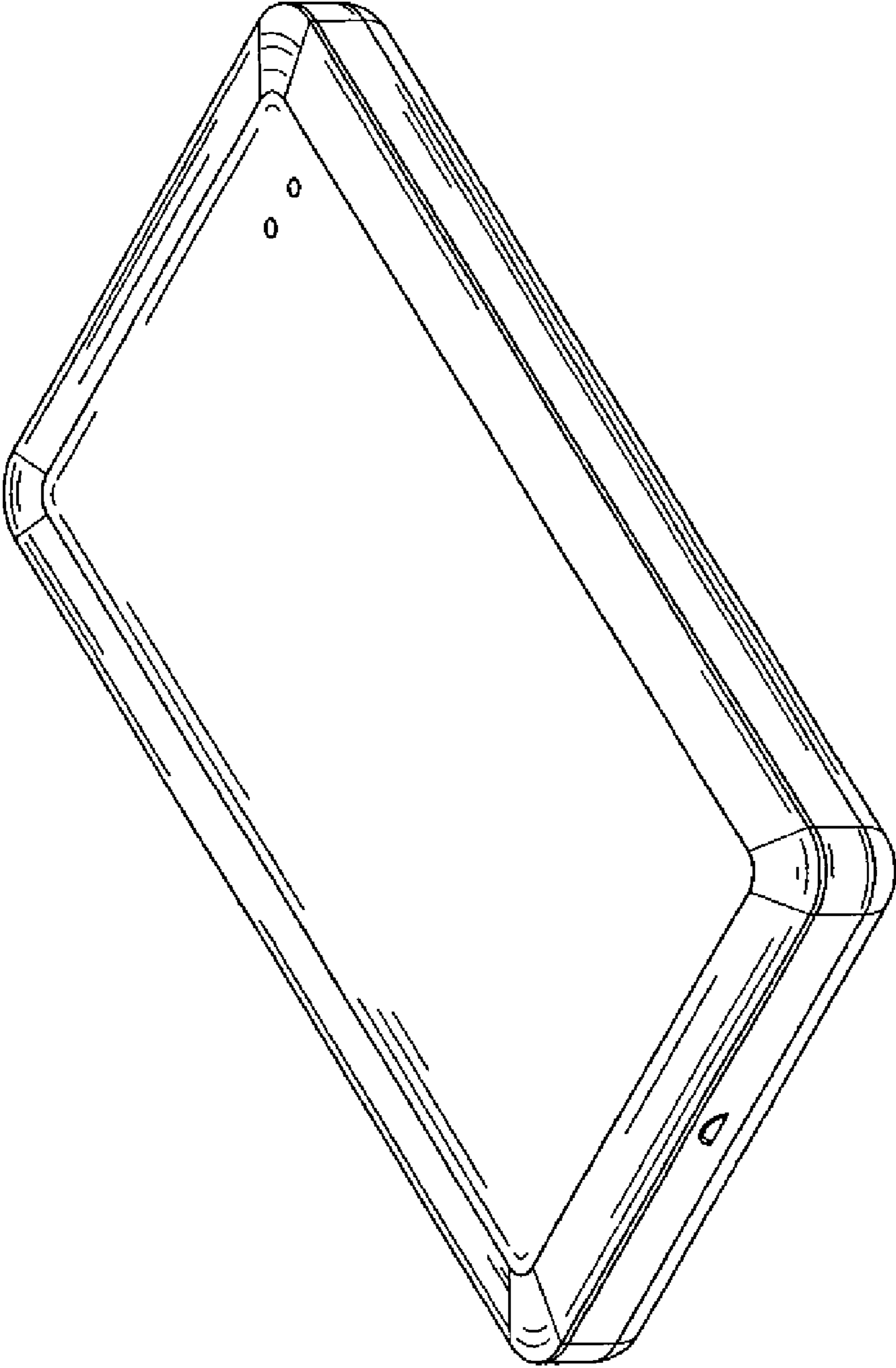


FIG. 1

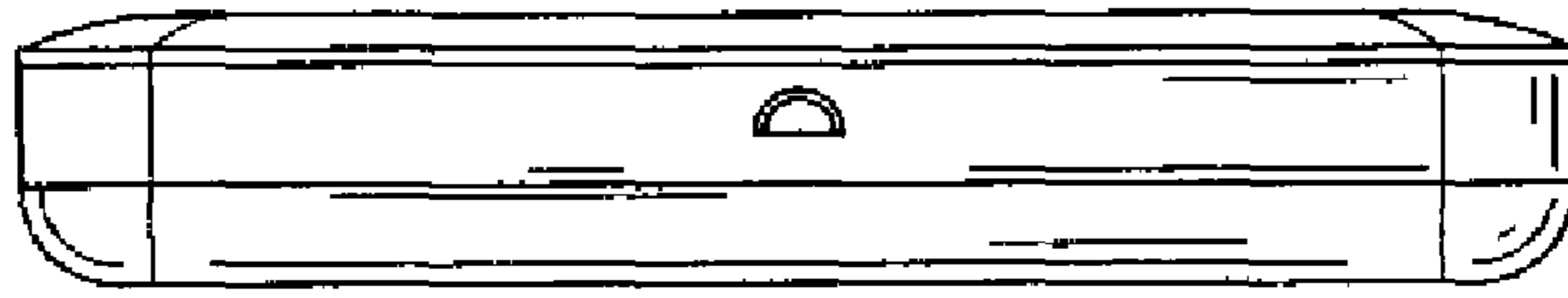


FIG. 2




FIG. 3




FIG. 4

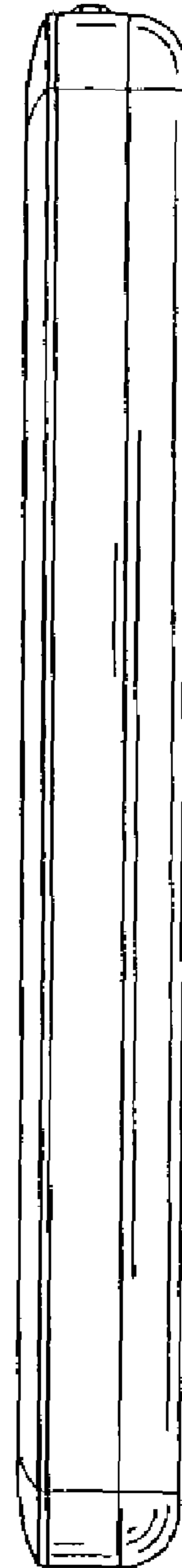


FIG. 5




FIG. 6