



US00D587265S

(12) **United States Design Patent**
Maiers et al.

(10) **Patent No.:** **US D587,265 S**

(45) **Date of Patent:** **** *Feb. 24, 2009**

(54) **STORAGE DEVICE HOUSING**

(75) Inventors: **Michael A. Maiers**, Campbell, CA (US);
Jeffrey Schmid, Lafayette, CO (US);
Howard Nuk, San Jose, CA (US)

(73) Assignee: **Seagate Technology**, Scotts Valley, CA (US)

(*) Notice: This patent is subject to a terminal disclaimer.

(**) Term: **14 Years**

(21) Appl. No.: **29/281,881**

(22) Filed: **Jul. 5, 2007**

Related U.S. Application Data

(63) Continuation-in-part of application No. 29/275,805, filed on Jan. 7, 2007.

(51) **LOC (9) Cl.** **14-02**

(52) **U.S. Cl.** **D14/356**

(58) **Field of Classification Search** D14/411,
D14/384-385, 518, 348, 432-436, 299, 167,
D14/402, 242, 356, 358, 496, 156, 240; 455/344;
710/300-301; 361/684-686; 439/518, 139-141,
439/131, 607, 133; 365/63

See application file for complete search history.

(56) **References Cited**

U.S. PATENT DOCUMENTS

D263,957 S *	4/1982	Pemberton	D14/356
D322,963 S *	1/1992	Kittirutsunetorn	D14/242
D372,474 S *	8/1996	Ford et al.	D14/149
D440,219 S *	4/2001	Dysart	D14/188
6,676,420 B1 *	1/2004	Liu et al.	439/131
D487,458 S *	3/2004	Gentil et al.	D14/356
6,786,743 B2 *	9/2004	Huang	439/131
D511,344 S *	11/2005	Takei	D14/363
D514,103 S *	1/2006	Huang et al.	D14/363

7,025,275 B2 *	4/2006	Huang et al.	235/486
D537,036 S *	2/2007	Chen	D13/133
7,275,941 B1 *	10/2007	Bushby	439/133
D559,249 S *	1/2008	Takei	D14/356

OTHER PUBLICATIONS

Sony Global—Micro Vault, Web Archive, [online] Sep. 7, 2004 [retrieved on Jul. 5, 2007], Retrieved from the Internet <URL: <http://web.archive.org/web/20040907192046/http://www.sony.net/Products/Media/Microvault/usd-g.html>>.*

(Continued)

Primary Examiner—Robin V Webster

Assistant Examiner—Karen E Kearney

(74) *Attorney, Agent, or Firm*—Banner & Witcoff, Ltd.

(57) **CLAIM**

The ornamental design for a storage device housing, as shown and described.

DESCRIPTION

FIG. 1 is a perspective view of a storage device housing showing our new design;

FIG. 2 is a front elevational view thereof;

FIG. 3 is a rear elevational view thereof;

FIG. 4 is a top plan view thereof;

FIG. 5 is a bottom plan view thereof;

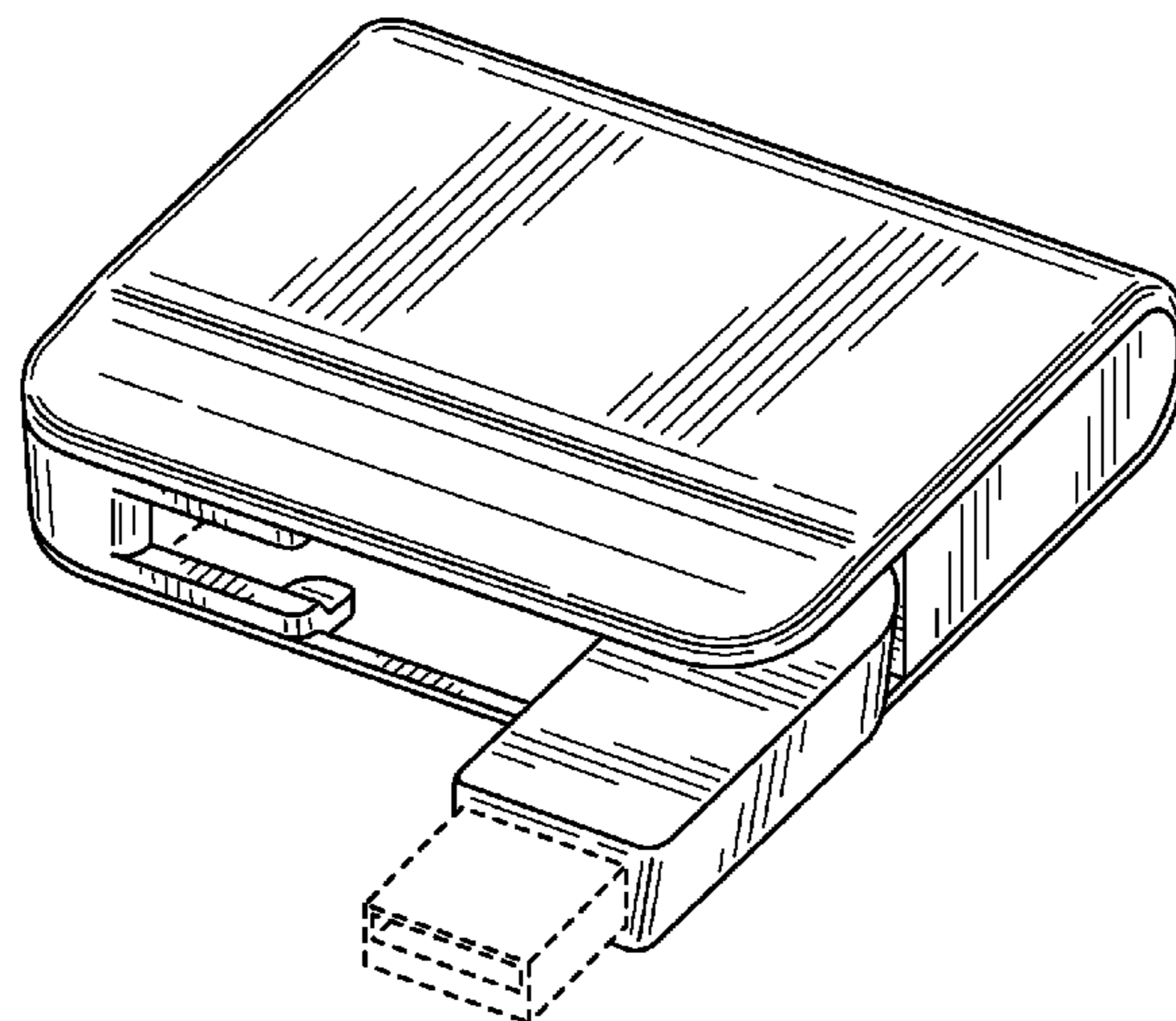
FIG. 6 is a left side elevational view thereof;

FIG. 7 is a right side elevational view thereof; and,

FIG. 8 is a perspective view thereof with a connector arm shown in an alternative position.

The broken line showing of the connector and the interior of the housing, and the unshaded areas therein, are for illustrative purposes only and form no part of the claimed design. The contrast in shading represents a contrast of appearance and does not depict any particular color, texture, or material.

1 Claim, 4 Drawing Sheets



OTHER PUBLICATIONS

WD Passport Pocket 6 GB USB 2.0 Hard Drives (WDXMM60WP) [online], [retrieved on Nov. 14, 2006]. Retrieved from the Internet <URL: <http://www.wdc.com/en/products/products.asp?driveid=226&language=en>>.*
A-Data Technology [online], [retrieved on Jul. 3, 2007]. Retrieved from the Internet <URL: <http://www.adata.com>.

[tw/adata_en/product_show.php?ProductNo=AHD1ZZZGH](http://www.adata.com/tw/adata_en/product_show.php?ProductNo=AHD1ZZZGH)>.*

SmartDisk Delivers Tasty ByteSize USB Hard Drive, Gear Live!Home, p. 10, [online] Aug. 7, 2006 [retrieved on Dec. 13, 2006]. Retrieved from the Internet <URL: <http://www.gearlive.com/index.php/news/category/USB/>>.*

* cited by examiner

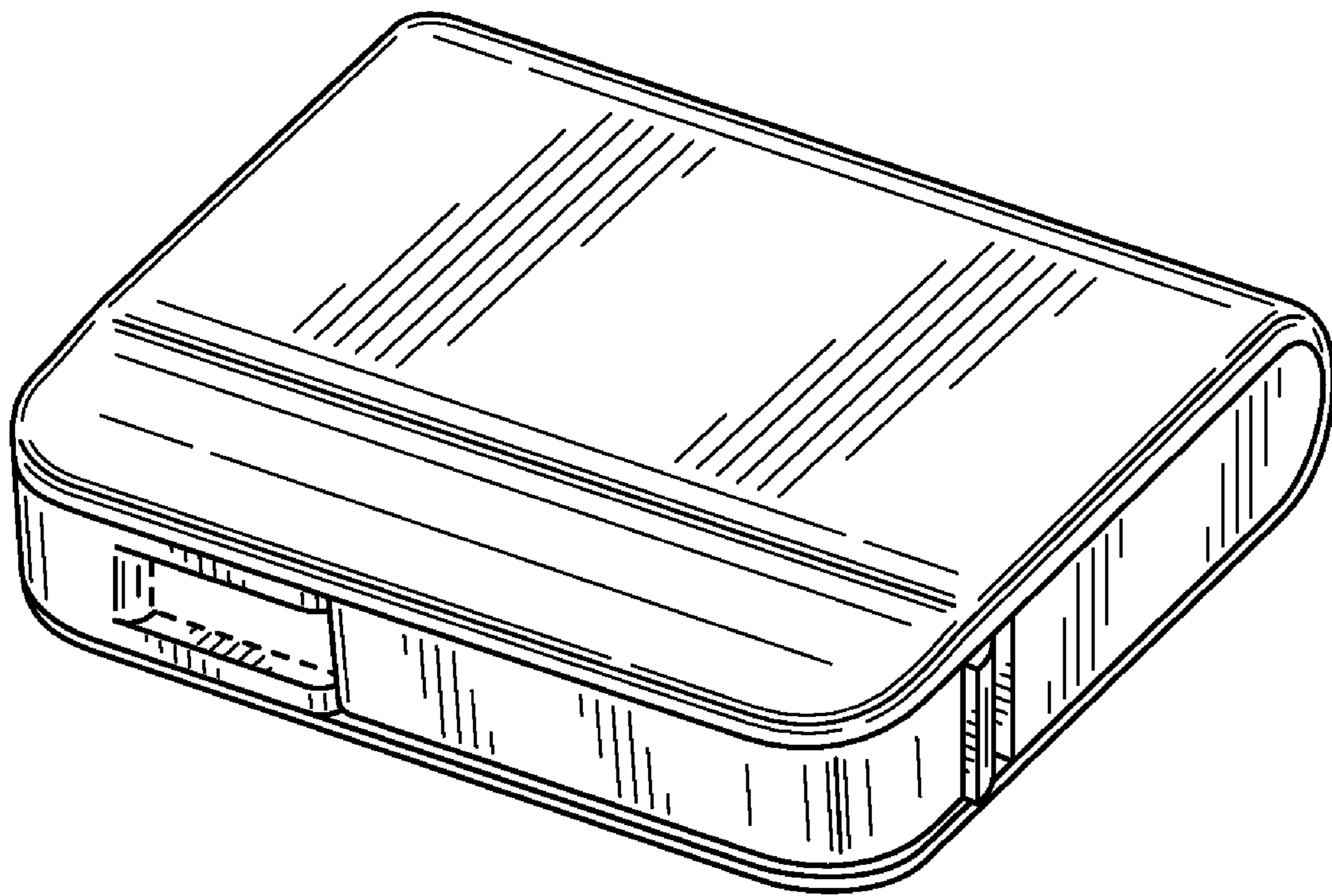


FIG. 1

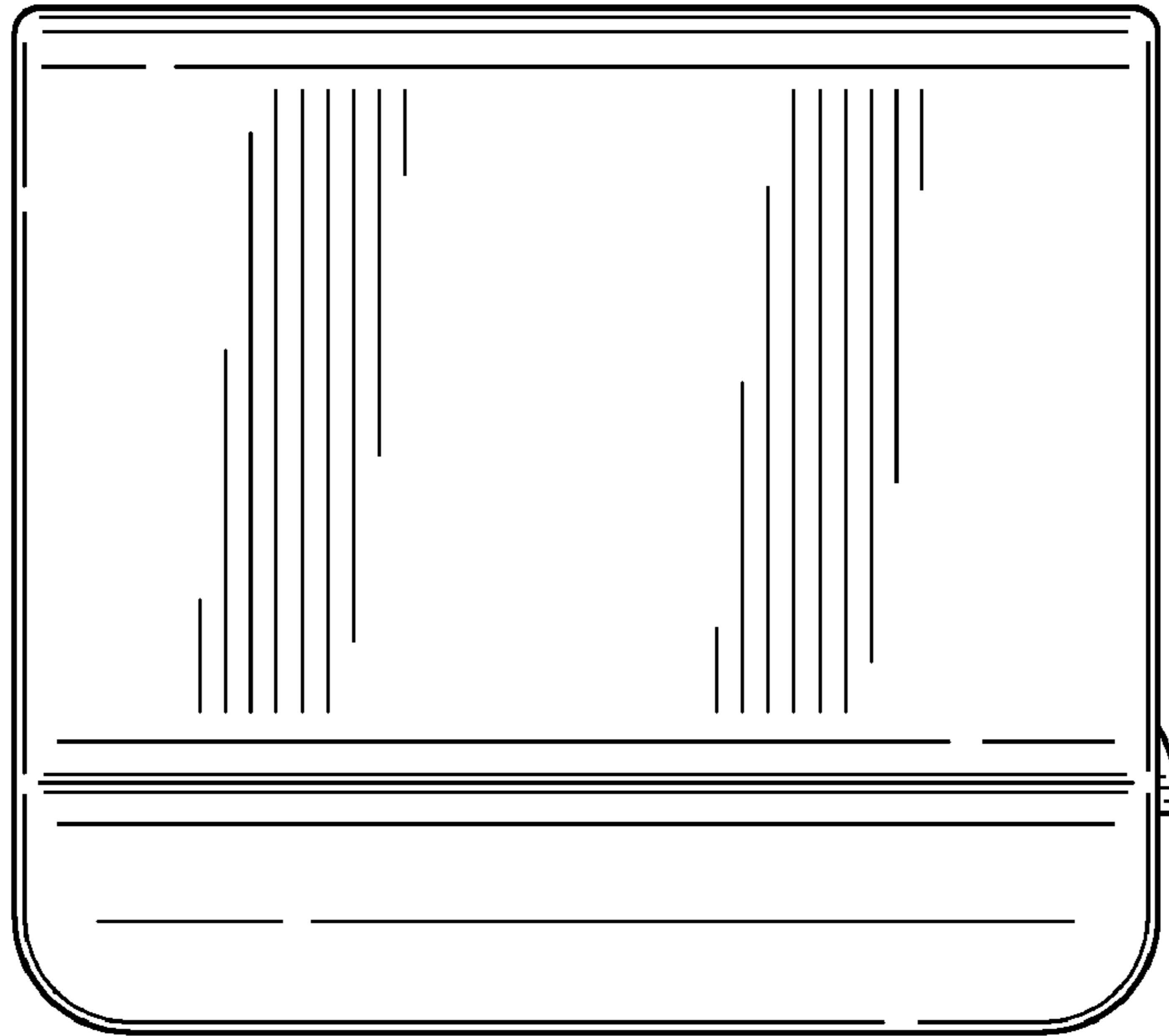


FIG. 2

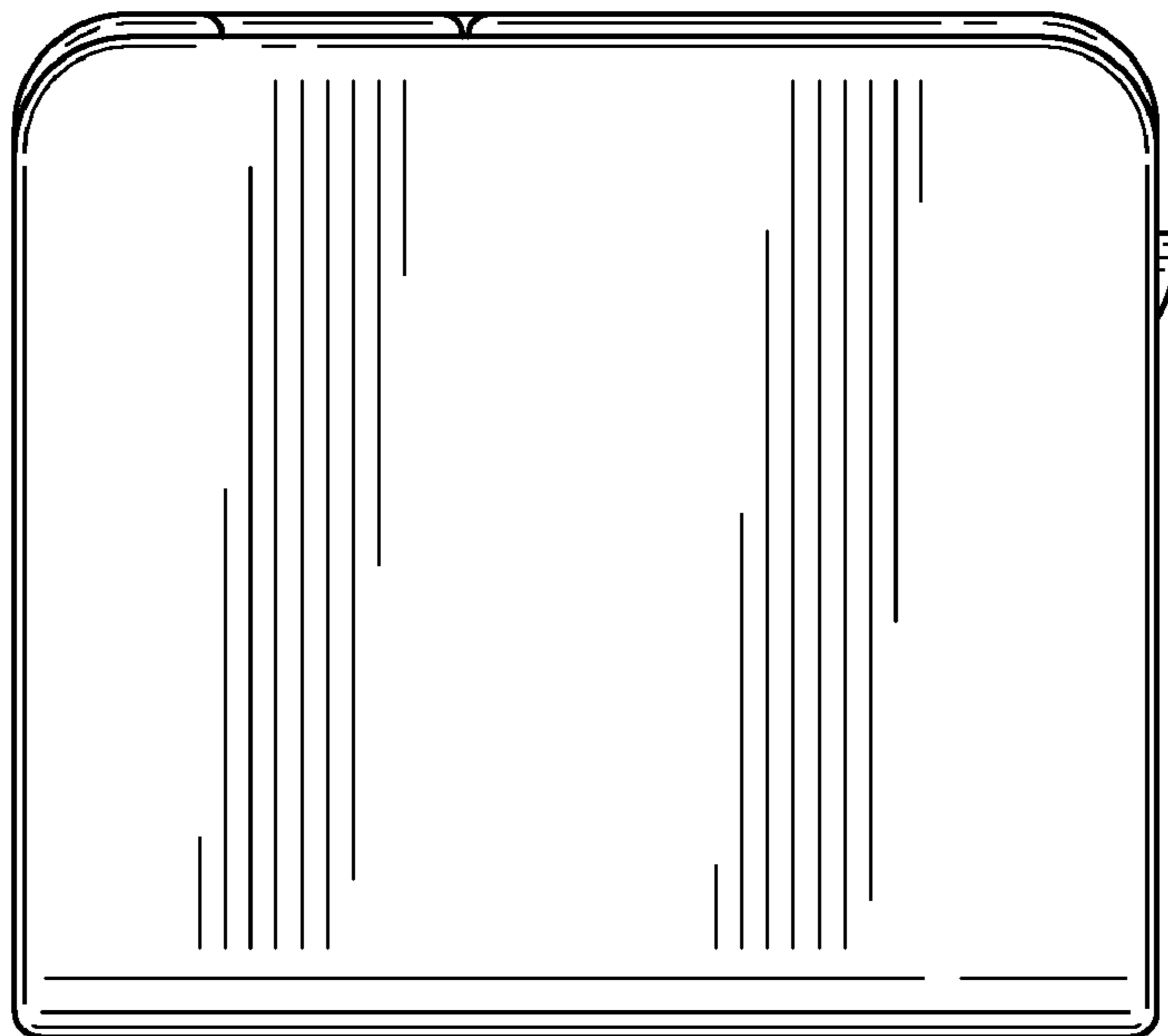


FIG. 3

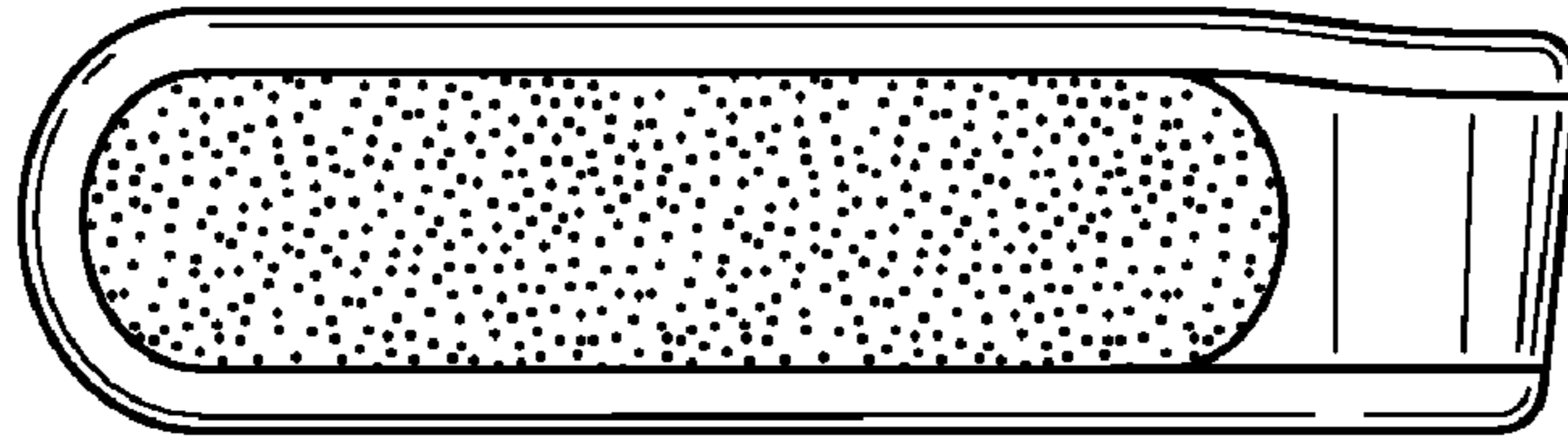


FIG. 4

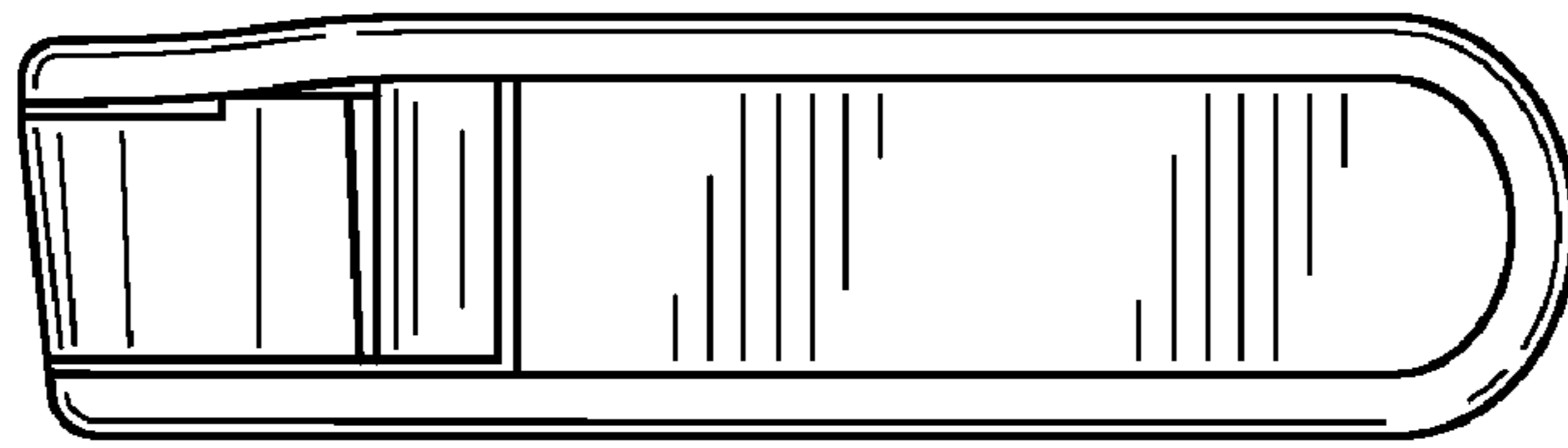


FIG. 5




FIG. 6

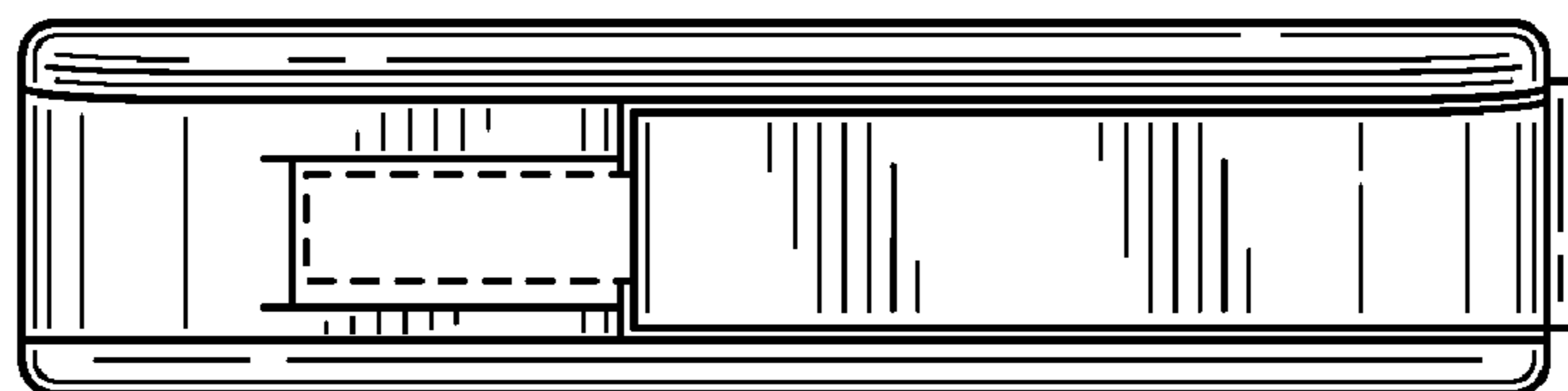


FIG. 7

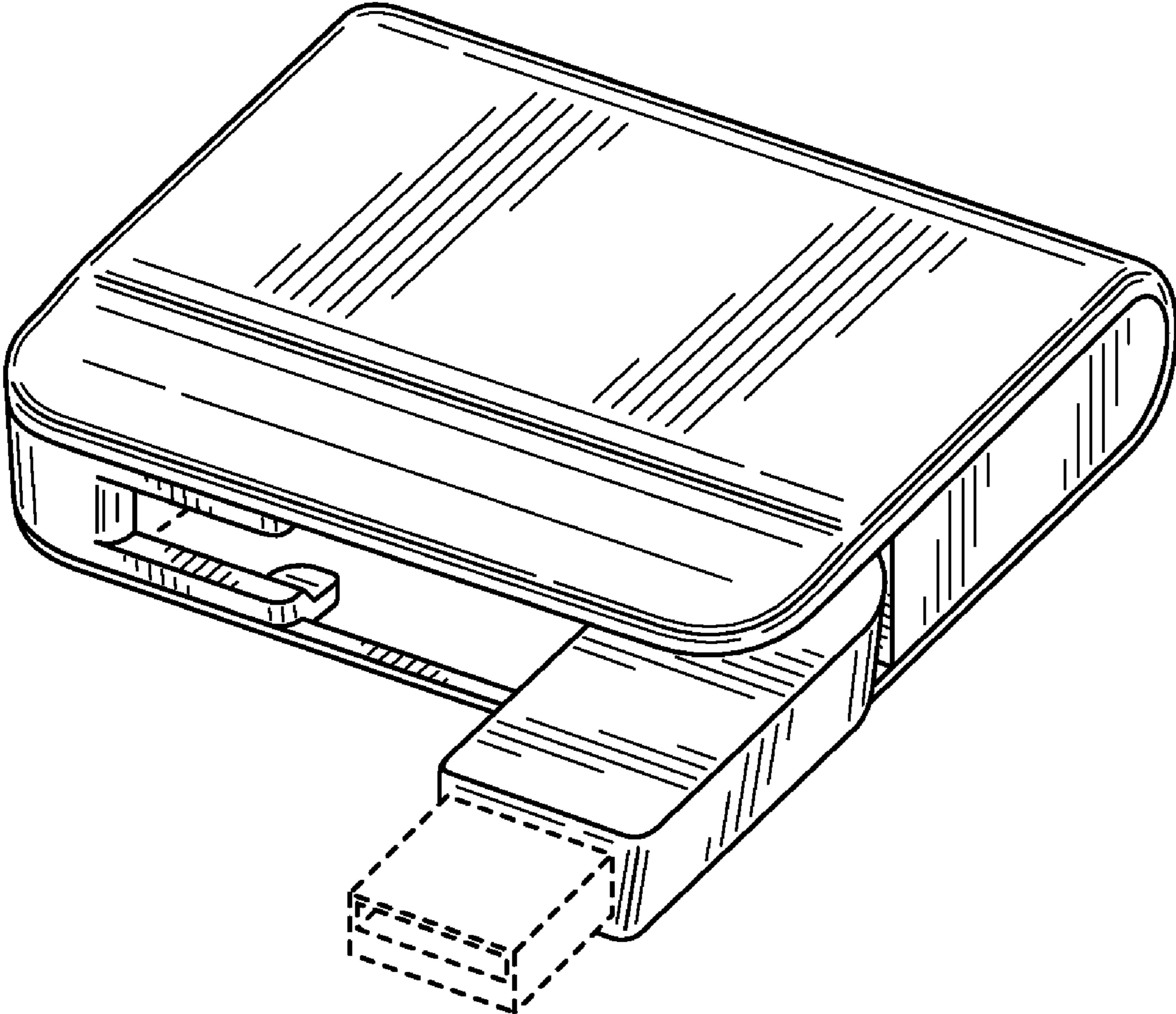


FIG. 8