



US00D587263S

(12) **United States Design Patent**  
**Rak et al.**

(10) **Patent No.:** **US D587,263 S**  
(45) **Date of Patent:** **\*\* Feb. 24, 2009**

(54) **HAND-HELD ELECTRONIC DEVICE**  
(75) Inventors: **Roman P. Rak**, Waterloo (CA); **Jason T. Griffin**, Kitchener (CA)  
(73) Assignee: **Research In Motion Limited**, Waterloo, Ontario (CA)  
(\*\*) Term: **14 Years**  
(21) Appl. No.: **29/247,464**  
(22) Filed: **Jun. 20, 2006**

D550,186 S \* 9/2007 Rak ..... D14/138  
D550,665 S \* 9/2007 Griffin et al. .... D14/346  
D551,227 S \* 9/2007 Griffin et al. .... D14/346  
D556,207 S \* 11/2007 Griffin ..... D14/455  
D556,726 S \* 12/2007 Dai ..... D14/138  
D556,749 S \* 12/2007 Rak et al. .... D14/346  
2004/0233173 A1 \* 11/2004 Bryant ..... 345/169  
2007/0188462 A1 \* 8/2007 Lee et al. .... 345/167  
2007/0191078 A1 \* 8/2007 Kim ..... 455/575.4  
2007/0234208 A1 \* 10/2007 Scott ..... 715/700  
2007/0259698 A1 \* 11/2007 Chen et al. .... 455/566  
2007/0287391 A1 \* 12/2007 Hofer et al. .... 455/90.3  
2008/0032637 A1 \* 2/2008 Ladouceur et al. .... 455/90.3

\* cited by examiner

(51) **LOC (9) Cl.** ..... **14-02**  
(52) **U.S. Cl.** ..... **D14/346; D14/138 AA**  
(58) **Field of Classification Search** ..... D14/341, D14/342, 343, 344, 345, 346, 347, 452, 374, D14/426, 496, 137, 138, 247, 248, 455, 456, D14/420, 427, 432, 439, 440, 441, 448, 125, D14/129, 130, 250, 389, 147, 218, 156, 126; D21/517, 329, 331, 686; D18/7, 6; D10/65, D10/104; 345/169, 173; 379/433.04, 433.06, 379/433.07, 433.11, 433.12, 433.13; 348/14.02; 455/556.1, 556.2, 566, 575.1, 575.4, 90.3, 455/575.3; 349/12; D13/168; D6/596, 601, D6/605; 361/814; 341/22  
See application file for complete search history.

*Primary Examiner*—Cathron C Brooks  
*Assistant Examiner*—Angela J Lee  
(74) *Attorney, Agent, or Firm*—Novak Druce & Quigg, LLP

(57) **CLAIM**


We claim the ornamental design for a hand-held electronic device, as shown and described.

**DESCRIPTION**

FIG. 1 is a front perspective view of a hand-held electronic device;  
FIG. 2 is a front elevational view thereof;  
FIG. 3 is a left elevational view thereof;  
FIG. 4 is a right elevational view thereof;  
FIG. 5 is a top plan view thereof; and,  
FIG. 6 is a bottom plan view thereof.

(56) **References Cited**  
U.S. PATENT DOCUMENTS  
D478,883 S \* 8/2003 Jensfelt et al. .... D14/138  
D492,657 S \* 7/2004 Jensfelt ..... D14/138  
D543,190 S \* 5/2007 Huang et al. .... D14/138

**1 Claim, 4 Drawing Sheets**






FIG. 1






FIG. 2

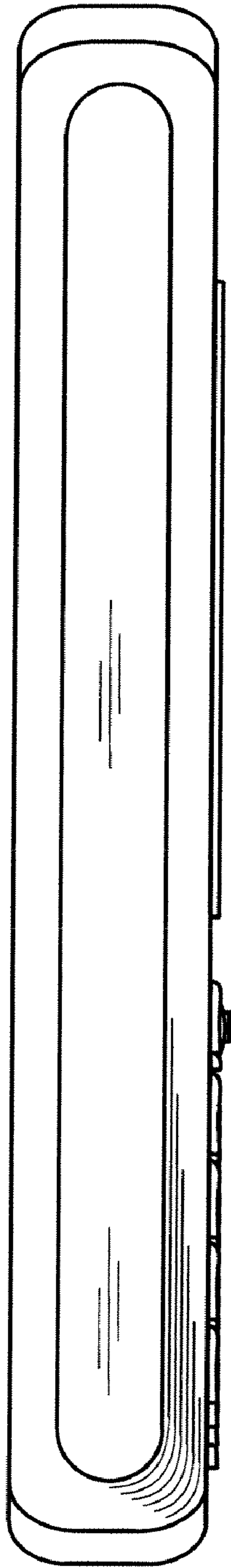


FIG. 3


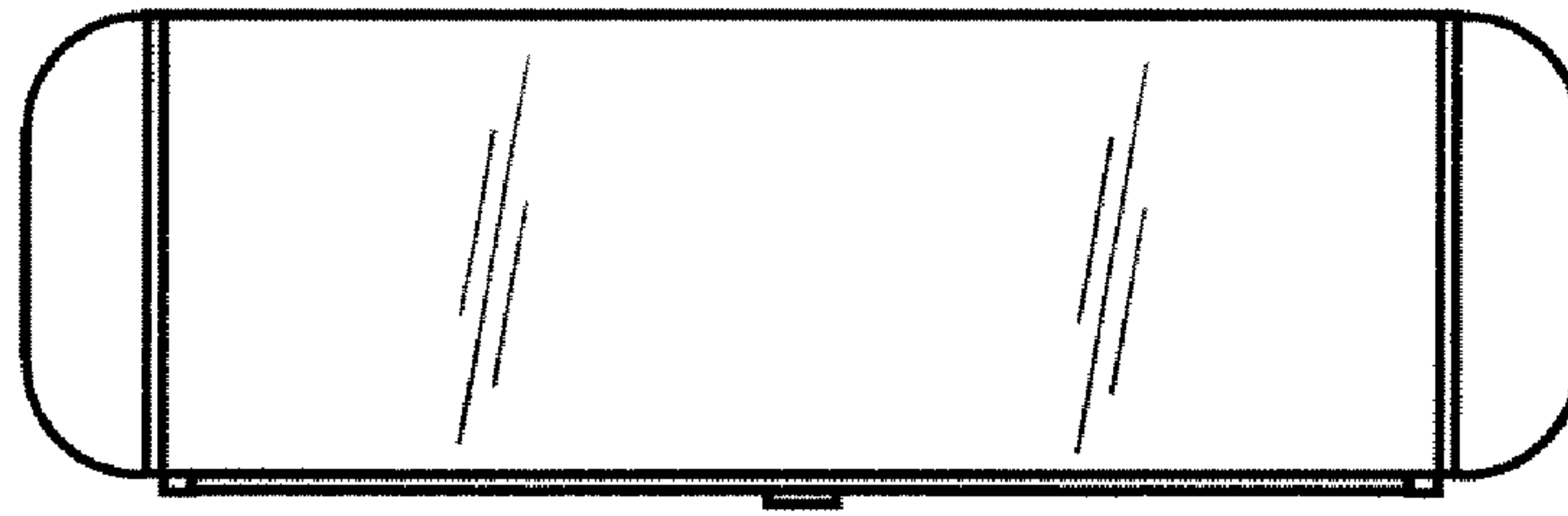



FIG. 4



*FIG. 5*



*FIG. 6*