

US00D587262S

(12) **United States Design Patent**  
**Sogabe**

(10) **Patent No.:** **US D587,262 S**

(45) **Date of Patent:** **\*\* Feb. 24, 2009**

(54) **PERSONAL DIGITAL ASSISTANT**  
(75) Inventor: **Takashi Sogabe**, Tokyo (JP)  
(73) Assignee: **Sony Corporation**, Tokyo (JP)  
(\*\*) Term: **14 Years**

(21) Appl. No.: **29/290,622**  
(22) Filed: **Dec. 28, 2007**

(30) **Foreign Application Priority Data**  
Jul. 5, 2007 (JP) ..... D2007-018177

(51) **LOC (9) Cl.** ..... **14-02**  
(52) **U.S. Cl.** ..... **D14/341**  
(58) **Field of Classification Search** ..... D14/341-346,  
D14/371-375, 138, 336; D19/29, 59, 60;  
345/104, 156, 168, 173, 684; 434/307 R,  
434/308, 309, 317; 178/18.05; 349/12; 361/680-686;  
455/575.1  
See application file for complete search history.

(56) **References Cited**  
**U.S. PATENT DOCUMENTS**  
D451,520 S 12/2001 Fukuda  
D452,692 S 1/2002 Fukuda  
D456,028 S 4/2002 Sakata  
D464,961 S 10/2002 Sogabe  
D474,479 S 5/2003 Tambata  
D498,754 S \* 11/2004 Blyth ..... D14/341  
D501,185 S 1/2005 Sato et al.  
D508,913 S 8/2005 Morisawa  
D519,116 S \* 4/2006 Tanaka et al. .... D14/341  
D519,515 S 4/2006 Mugura

7,054,145 B2 \* 5/2006 Tanaka et al. .... 361/679  
D558,755 S 1/2008 Tanaka  
2005/0105258 A1 \* 5/2005 Tanaka et al. .... 361/681  
2006/0098813 A1 \* 5/2006 Takamori et al. .... 379/433.13  
2007/0268247 A1 \* 11/2007 Quatro ..... 345/156  
2008/0192013 A1 \* 8/2008 Barrus ..... 345/173

\* cited by examiner

*Primary Examiner*—Cathron C Brooks  
*Assistant Examiner*—Barbara Fox  
(74) *Attorney, Agent, or Firm*—Rader, Fishman & Grauer, PLLC

(57) **CLAIM**

The ornamental design for a personal digital assistant, as shown.

**DESCRIPTION**

The patent or application file contains at least one drawing executed in color. Copies of this patent or patent application publication with color drawing(s) will be provided by the Office upon request and payment of the necessary fee.

FIG. 1 is a perspective view of a personal digital assistant showing my new design;

FIG. 2 is a front elevational view thereof;

FIG. 3 is a rear elevational view thereof;

FIG. 4 is a left side elevational view thereof;

FIG. 5 is a right side elevational view thereof;

FIG. 6 is a top plan view thereof; and,

FIG. 7 is a bottom plan view thereof.

**1 Claim, 7 Drawing Sheets**  
**(7 of 7 Drawing Sheet(s) Filed in Color)**





FIG. 1




FIG. 2



FIG. 3




FIG. 4




FIG. 5




FIG. 6




FIG. 7