



US00D587244S

(12) **United States Design Patent**
Lim et al.

(10) **Patent No.:** **US D587,244 S**

(45) **Date of Patent:** **** Feb. 24, 2009**

(54) **LOUDSPEAKER DEVICE**

(75) Inventors: **Kian Choon Janie Lim**, Singapore (SG); **Soo Beng Damien Khoo**, Singapore (SG); **Yuet Syn Joey Ng**, Singapore (SG); **Kar Choon Ng**, Singapore (SG); **Nicholas Stephen Marchand**, Singapore (SG)

(73) Assignee: **Creative Technology Ltd**, Singapore (SG)

(**) Term: **14 Years**

(21) Appl. No.: **29/282,604**

(22) Filed: **Jul. 25, 2007**

(51) **LOC (9) Cl.** **14-01**

(52) **U.S. Cl.** **D14/214**

(58) **Field of Classification Search** D14/204, D14/209–216, 172, 496; 181/143–144, 147–148, 181/150, 157, 198–199, 151, 153; 381/300–302, 381/306, 333, 345, 361–364, 386–388, 332, 381/336

See application file for complete search history.

(56) **References Cited**

U.S. PATENT DOCUMENTS

D436,096 S *	1/2001	Nagele et al.	D14/214
D485,825 S *	1/2004	Yoneda	D14/215
D524,292 S *	7/2006	Tyneski et al.	D14/216
D545,300 S *	6/2007	Hong et al.	D14/214

* cited by examiner

Primary Examiner—Nanda Bondade

(74) *Attorney, Agent, or Firm*—Kennedy Koblin

(57) **CLAIM**

The ornamental design for a loudspeaker device, substantially as shown and described.

DESCRIPTION

FIG. 1 is a perspective view of a loudspeaker device in accordance with the present design;

FIG. 2 is a front view of the loudspeaker device shown in FIG. 1;

FIG. 3 is a rear view of the loudspeaker device shown in FIG. 1;

FIG. 4 is a left side view of the loudspeaker device shown in FIG. 1;

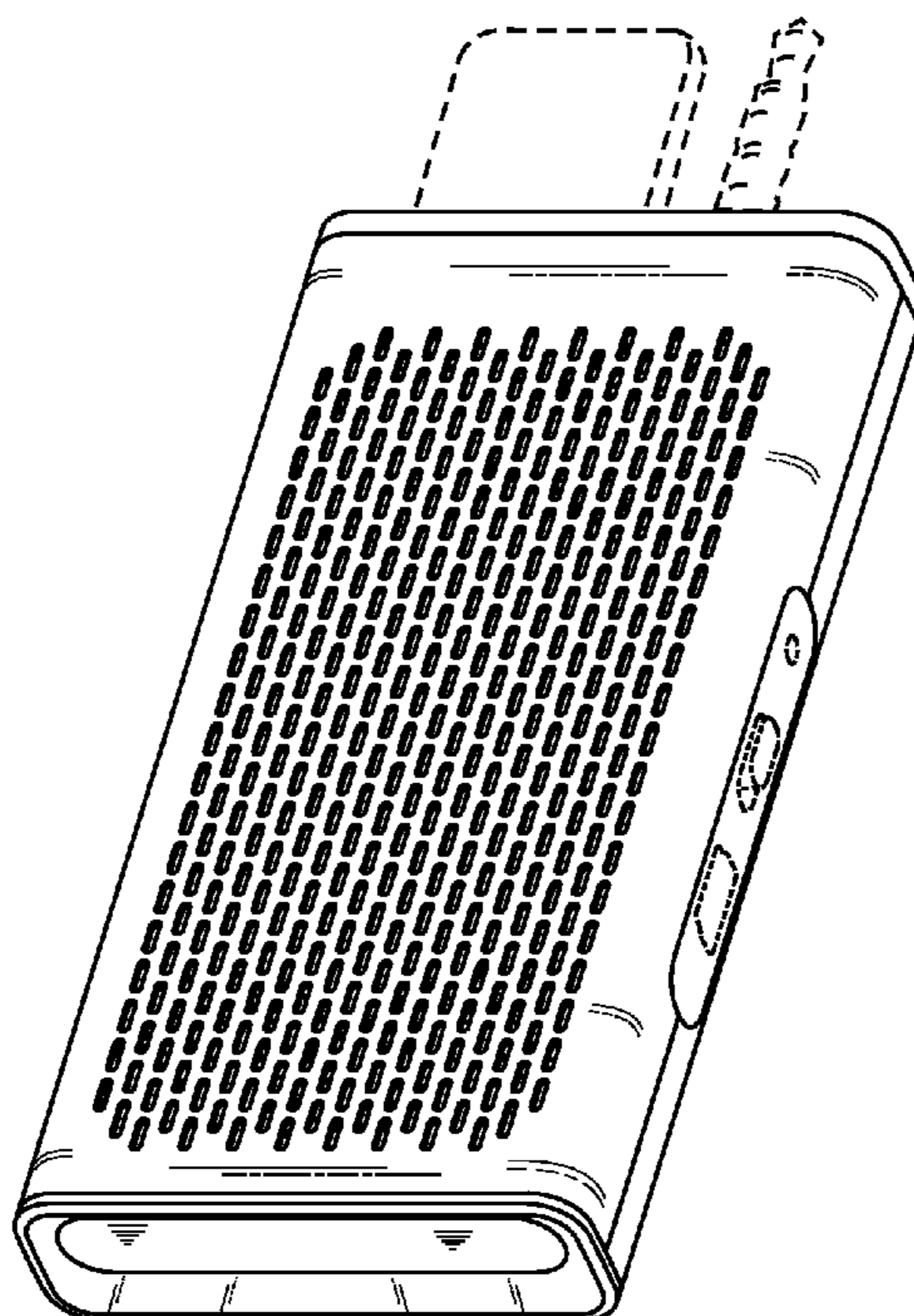
FIG. 5 is a right side view of the loudspeaker device shown in FIG. 1;

FIG. 6 is a top view of the loudspeaker device shown in FIG. 1; and,

FIG. 7 is a bottom view of the loudspeaker device shown in FIG. 1.

Features illustrated in phantom using dashed lines (broken lines) are shown for exemplary purposes only and form no part of the claimed design.

1 Claim, 4 Drawing Sheets






FIG. 1




FIG. 2




FIG. 3

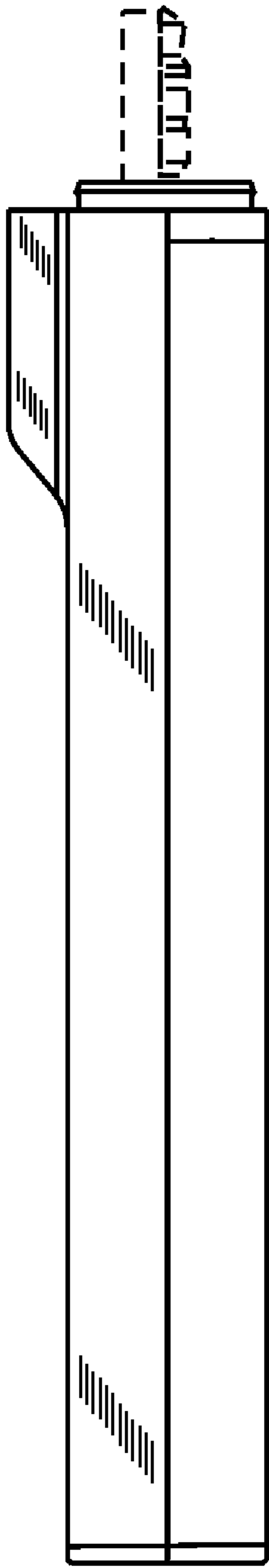


FIG. 4

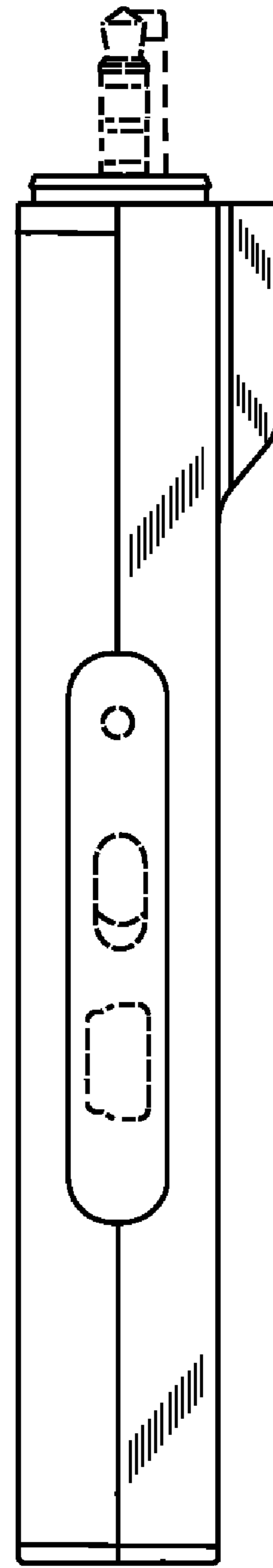


FIG. 5

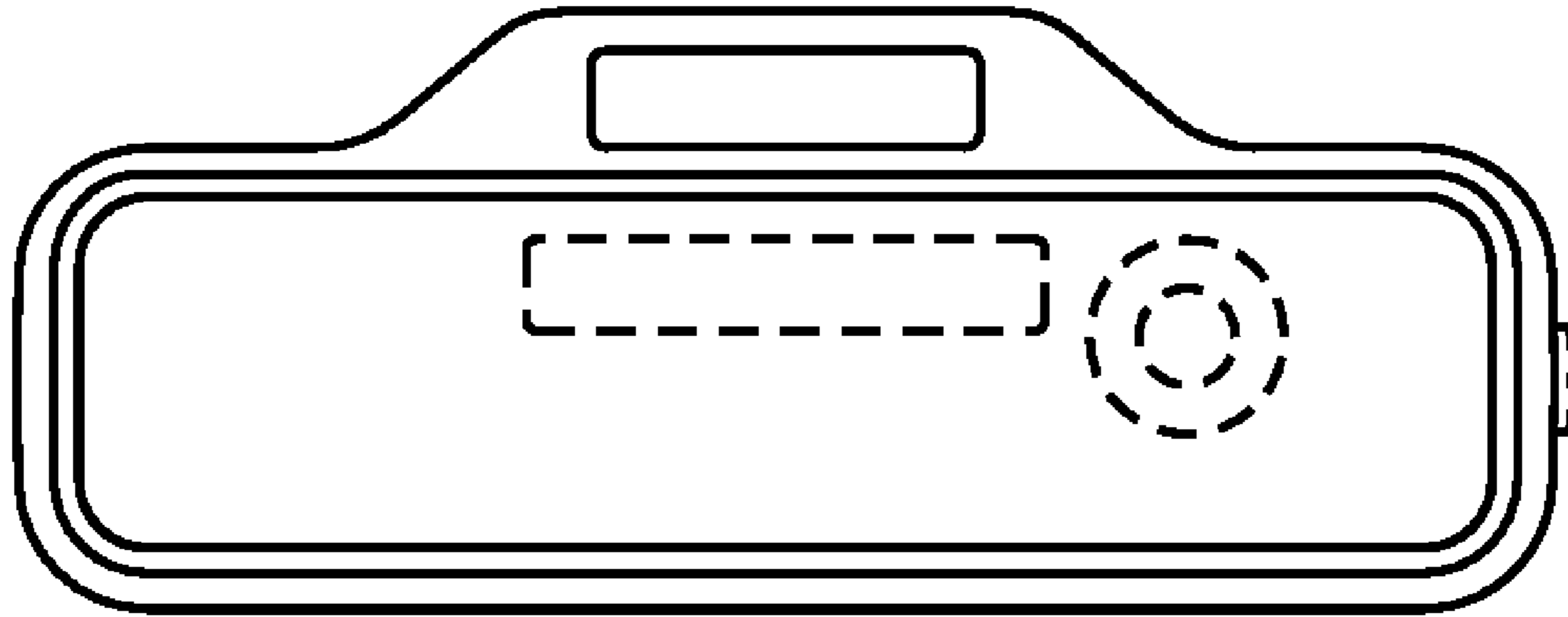


FIG. 6

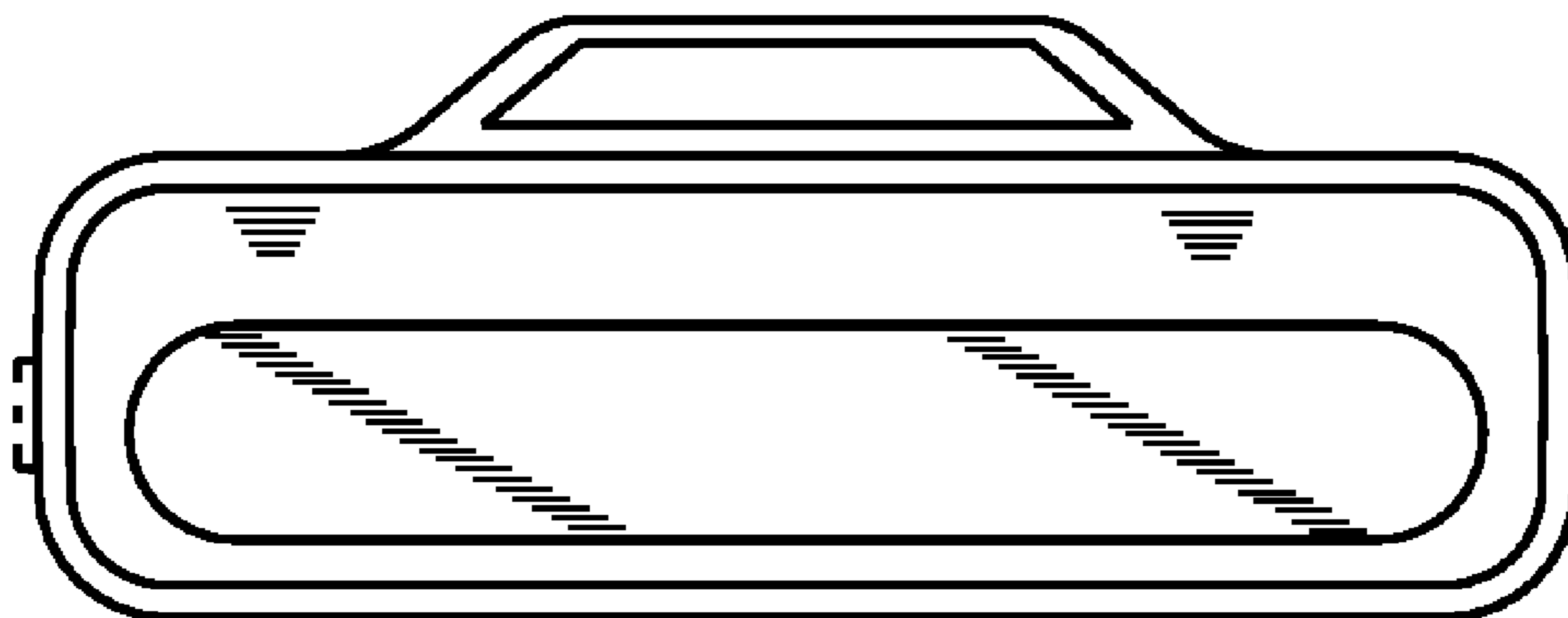


FIG. 7