



US00D587243S

(12) **United States Design Patent**
Suzuki

(10) **Patent No.:** **US D587,243 S**
(45) **Date of Patent:** **** Feb. 24, 2009**

(54) **HEADPHONE**

(75) Inventor: **Satoshi Suzuki**, Tokyo (JP)

(73) Assignee: **Sony Corporation**, Tokyo (JP)

(**) Term: **14 Years**

(21) Appl. No.: **29/300,194**

(22) Filed: **Feb. 29, 2008**

(30) **Foreign Application Priority Data**

Aug. 31, 2007 (JP) D2007-023866

(51) **LOC (9) Cl.** **14-01**

(52) **U.S. Cl.** **D14/205**

(58) **Field of Classification Search** D14/205,
D14/206, 223, 192, 188; 181/129, 130; 381/380,
381/381, 370, 371, 379, 346; 379/430; D29/122;
455/575.2

See application file for complete search history.

(56) **References Cited**

U.S. PATENT DOCUMENTS

1,570,129 A	1/1926	Clarke	
2,149,341 A *	3/1939	Harrison	381/379
4,027,116 A *	5/1977	Nakamura	381/346
D246,242 S *	11/1977	Bellini	D14/205
4,472,607 A *	9/1984	Houng	181/18
D304,944 S *	12/1989	Behringer	D14/188
D316,551 S *	4/1991	Ichikawa	D14/205
D331,928 S *	12/1992	McDowell	D14/205
D350,354 S *	9/1994	Nakamura	D14/205
5,406,037 A *	4/1995	Nageno et al.	181/129
5,509,528 A	4/1996	Weisburn	
D390,846 S	2/1998	Suzuki	
D417,452 S *	12/1999	Wu	D14/192
D417,465 S *	12/1999	Kreitz et al.	D19/60
D429,717 S	8/2000	Kizawa	
D467,574 S	12/2002	Suzuki et al.	
D504,414 S *	4/2005	Yoshida	D14/192
D504,883 S *	5/2005	Jacobson et al.	D14/192
D512,983 S *	12/2005	Tachikawa	D14/205

D517,045 S *	3/2006	Komiyama	D14/205
D517,527 S	3/2006	Suzuki	
D518,474 S	4/2006	Suzuki	
D525,235 S	7/2006	Koizumi	
D536,693 S	2/2007	Komiyama	
D538,269 S *	3/2007	Tragatschnig	D14/223
D539,267 S *	3/2007	Komiyama	D14/205
D540,302 S *	4/2007	Hagiwara et al.	D14/205
D540,303 S *	4/2007	Rausch et al.	D14/205
D544,464 S *	6/2007	Lee	D14/205
D567,799 S *	4/2008	Viduya et al.	D14/205
7,424,125 B2 *	9/2008	Amae et al.	381/374

FOREIGN PATENT DOCUMENTS

JP	D1134988 S	1/2002
JP	D1135159 S	1/2002
JP	D1143139 S	4/2002
JP	D1144325 S	4/2002
JP	D1190583 S	10/2003
JP	D1191026 S	10/2003
JP	D1293099 S	1/2007

* cited by examiner

Primary Examiner—Paula Greene

(74) *Attorney, Agent, or Firm*—Rader, Fishman & Grauer, PLLC

(57) **CLAIM**

The ornamental design for a headphone, as shown.

DESCRIPTION

FIG. 1 is a front perspective view of a headphone showing my new design;

FIG. 2 is a rear perspective view thereof;

FIG. 3 is a front elevational view thereof;

FIG. 4 is a rear elevational view thereof;

FIG. 5 is a left side elevational view thereof;

FIG. 6 is a right side elevational view thereof;

FIG. 7 is a top plan view thereof; and,

FIG. 8 is a bottom plan view thereof.

1 Claim, 8 Drawing Sheets

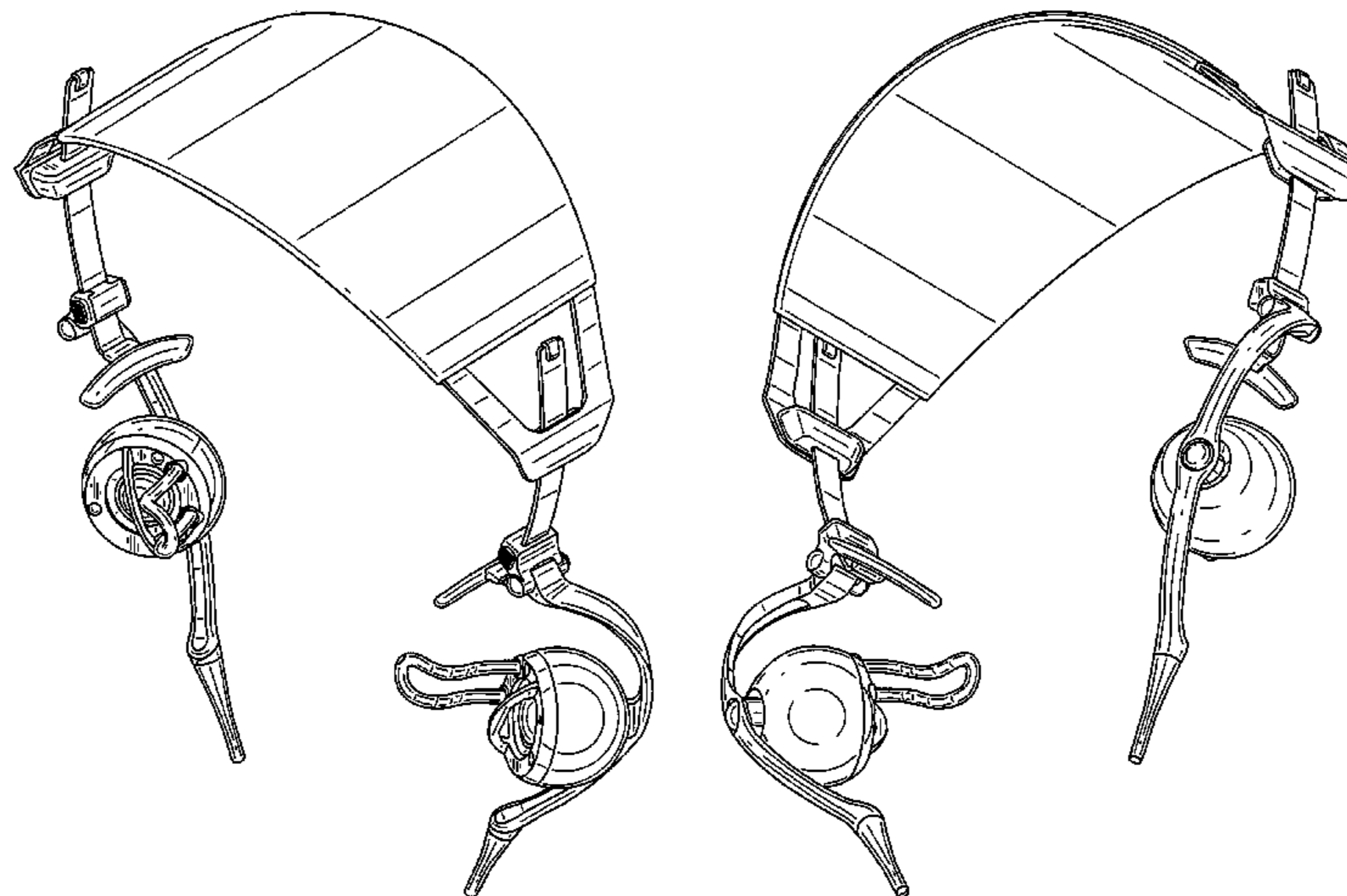


FIG.1

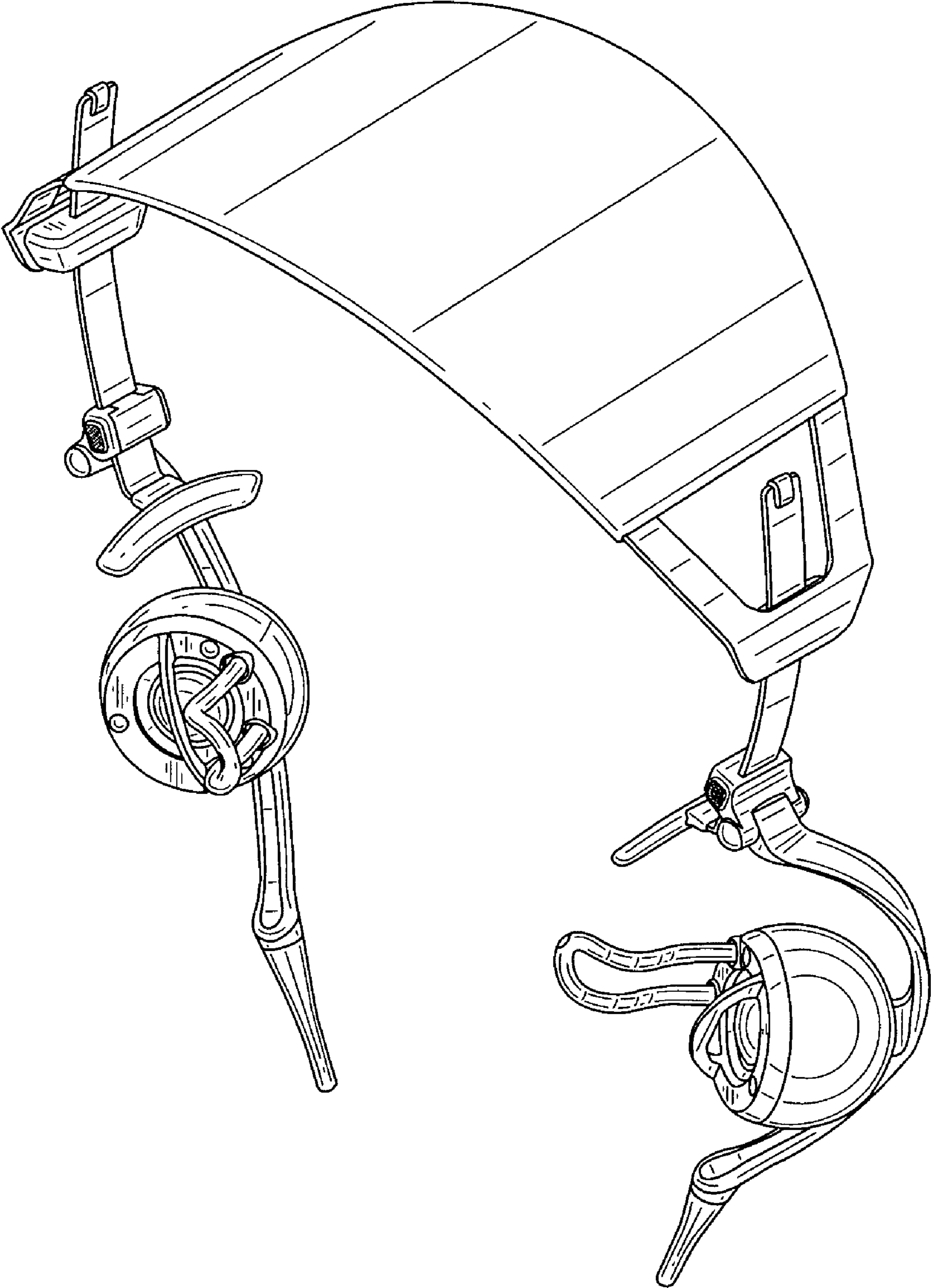


FIG.2

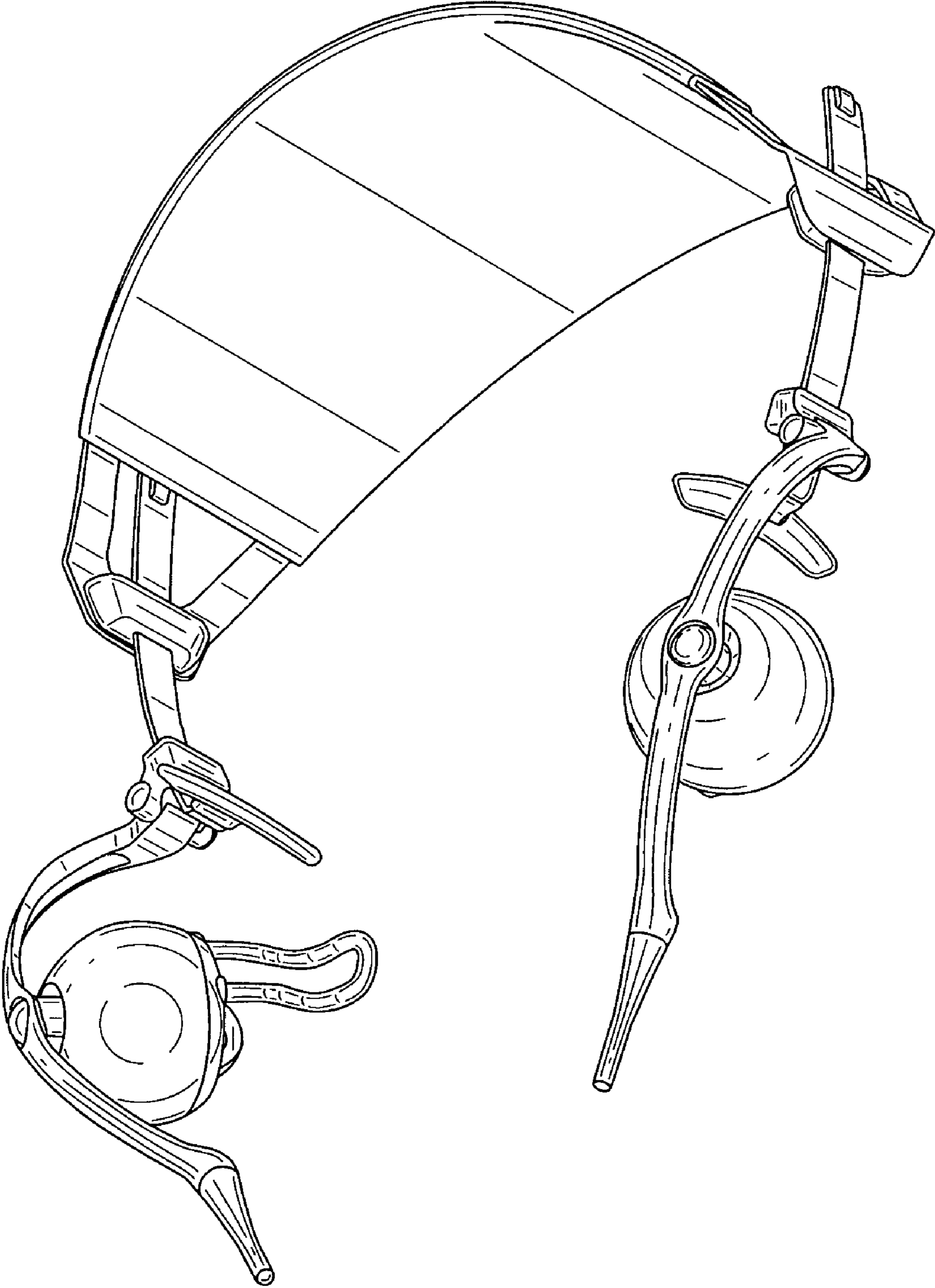


FIG.3

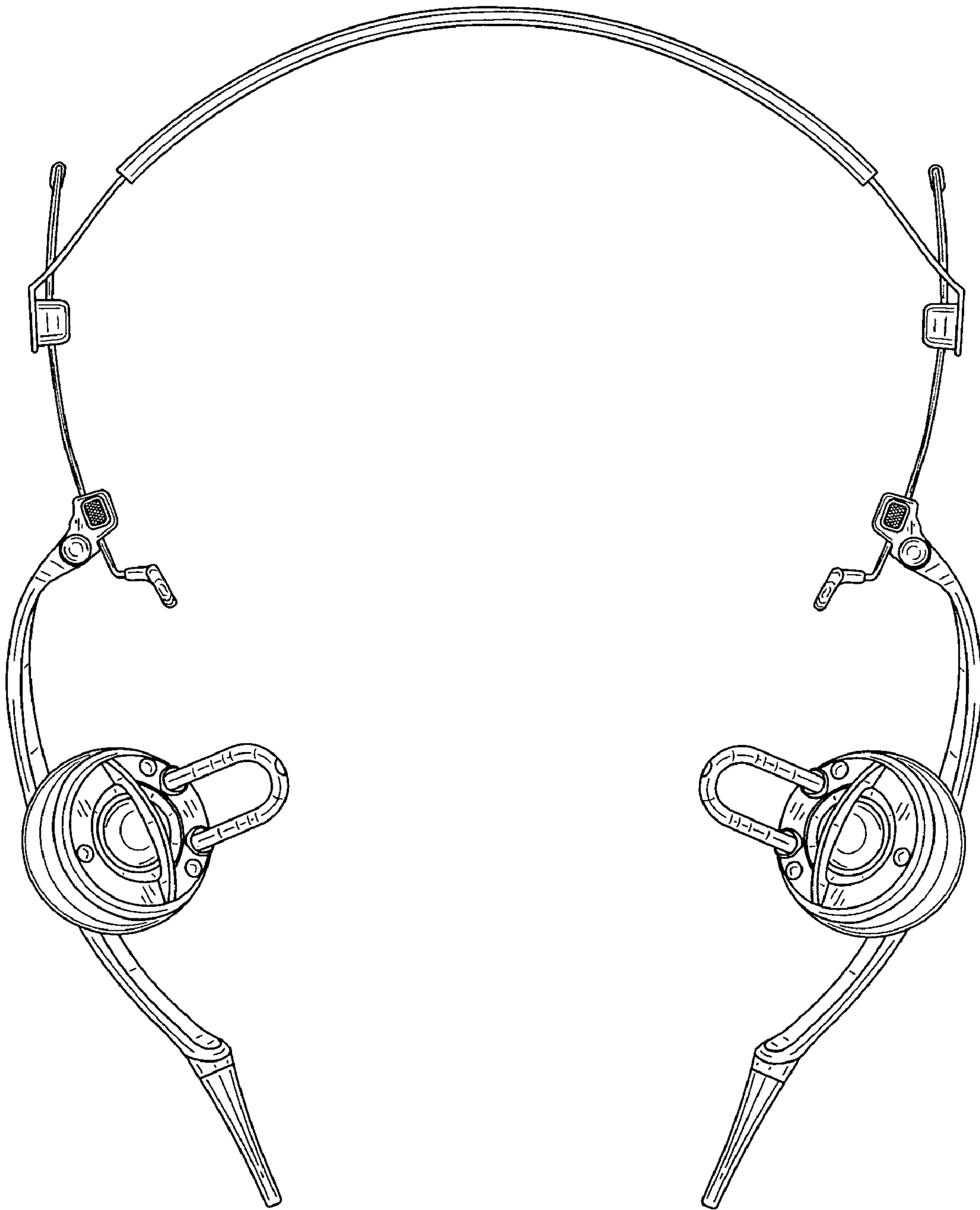


FIG.4

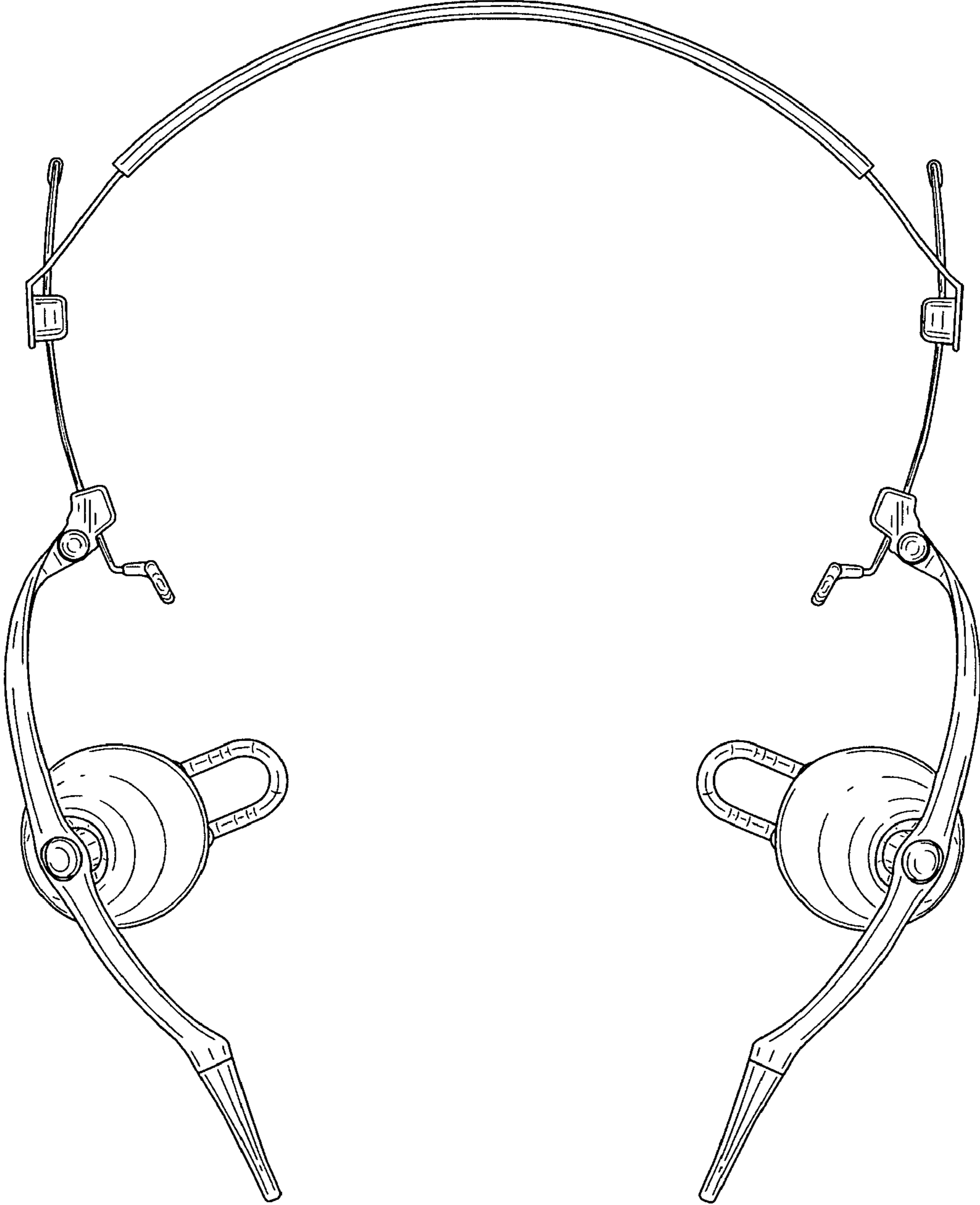


FIG.5

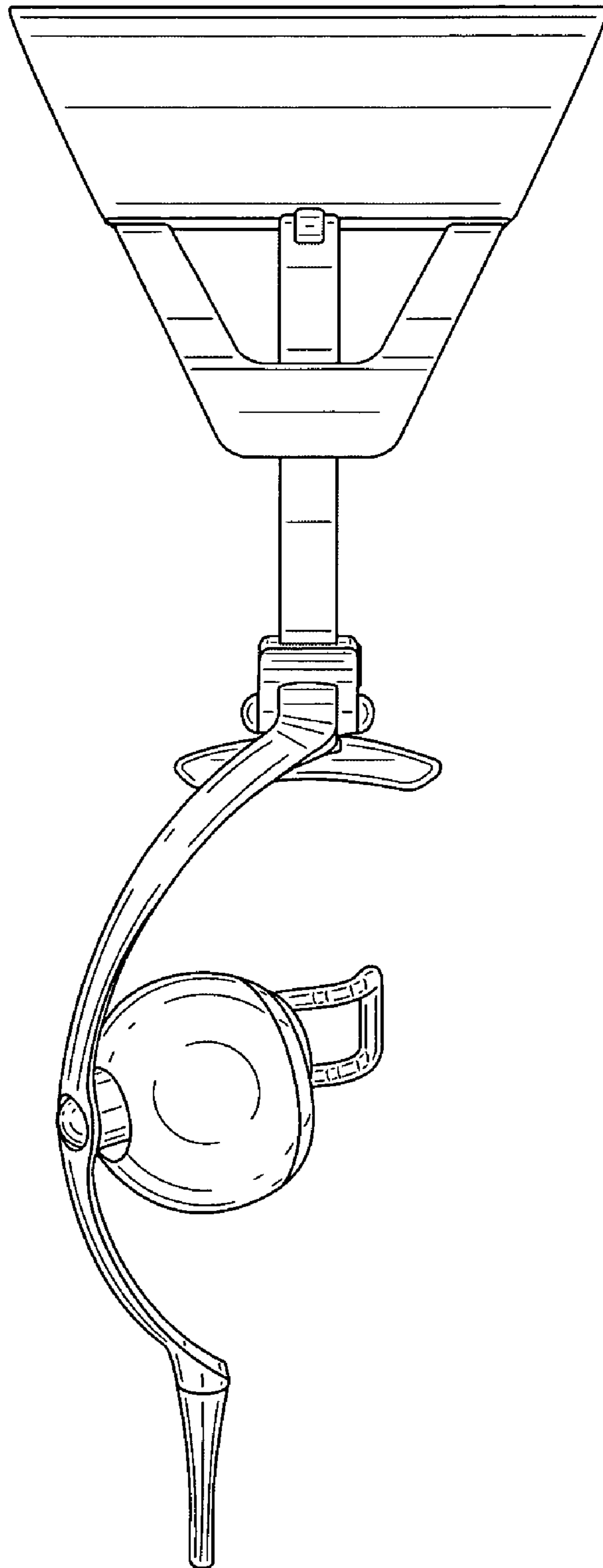


FIG.6

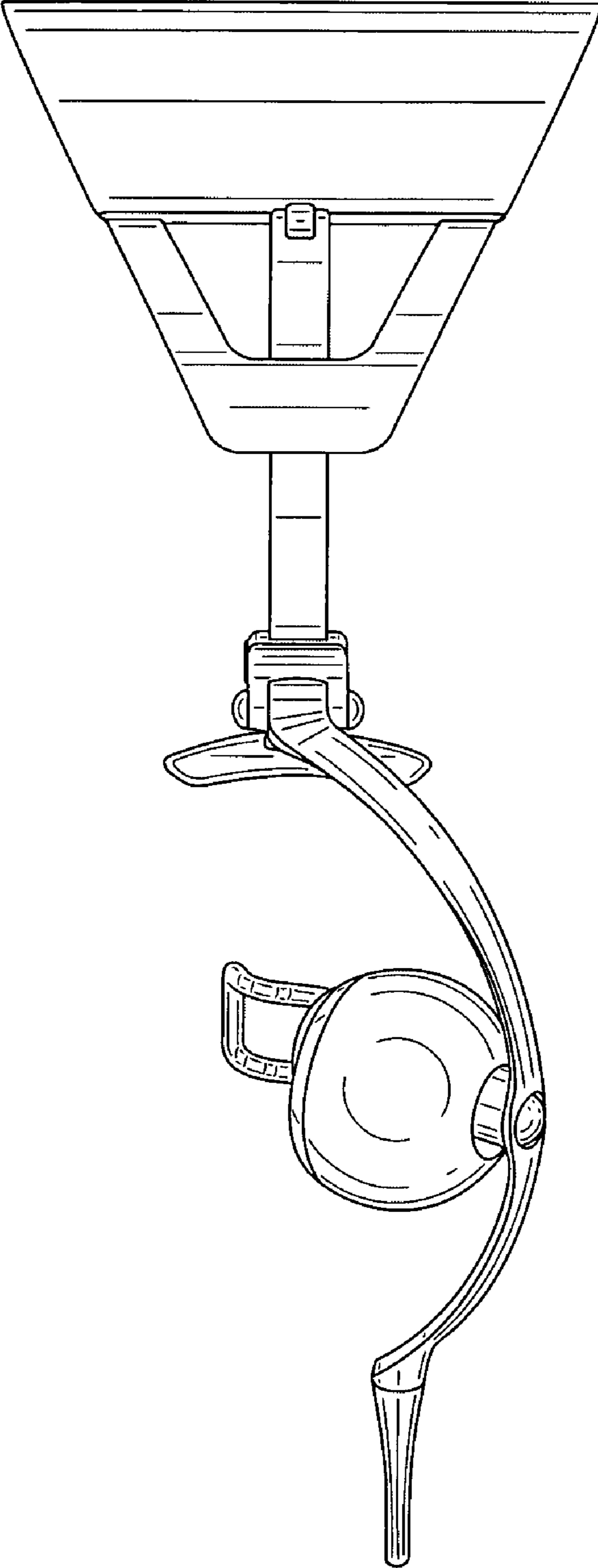


FIG.7

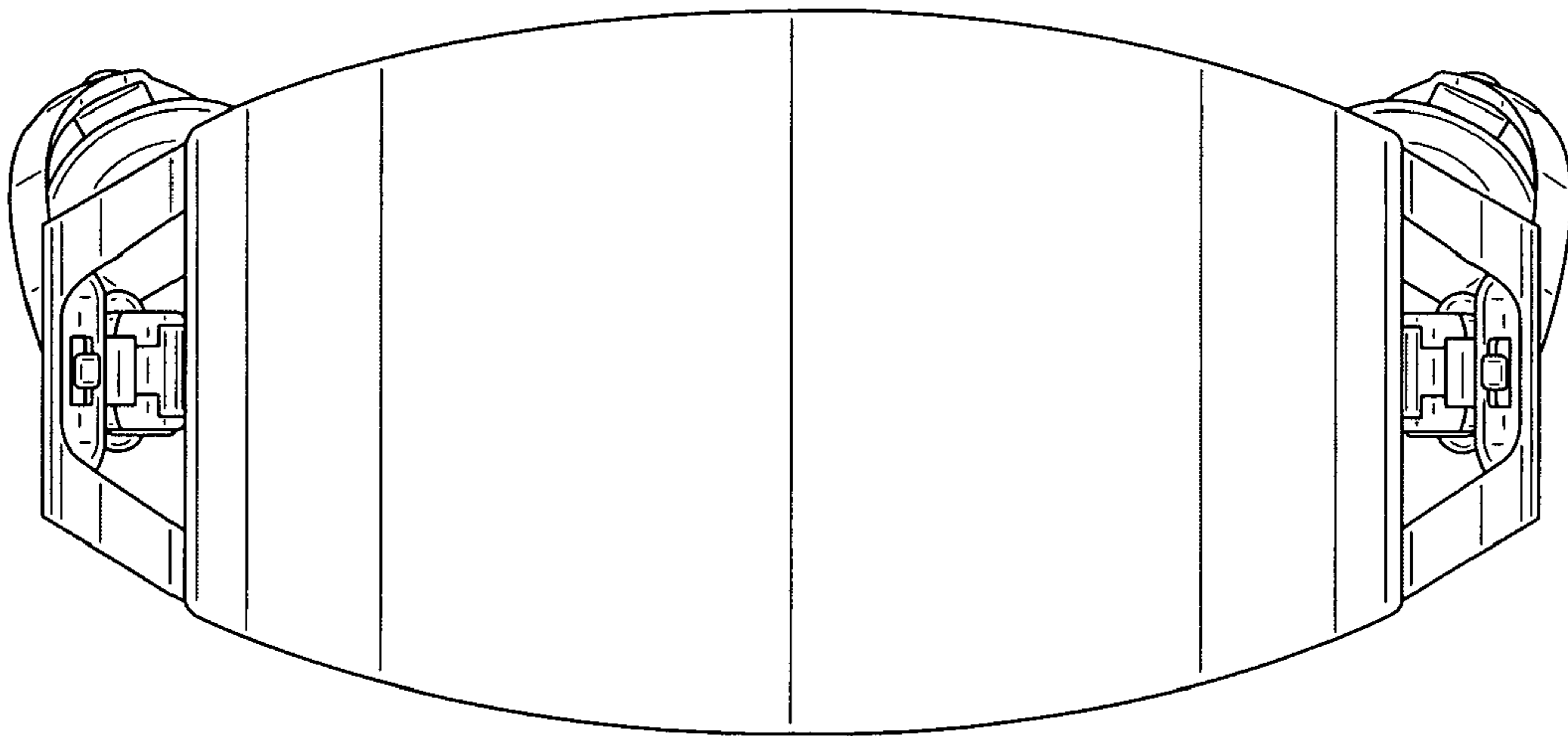


FIG.8

