



US00D587236S

(12) **United States Design Patent**
Haberl et al.

(10) **Patent No.:** **US D587,236 S**

(45) **Date of Patent:** **** Feb. 24, 2009**

(54) **CORDLESS TELEPHONE**

(75) Inventors: **Maria Emma Haberl**, Jessenwang
(DE); **Henriette Lipinski**, Munich (DE);
Oliver Meer, Munich (DE)

(73) Assignee: **Siemens Home and Office**
Communication Devices GmbH & Co.
KG, Munich (DE)

(**) Term: **14 Years**

(21) Appl. No.: **29/300,819**

(22) Filed: **May 19, 2008**

(30) **Foreign Application Priority Data**

Nov. 19, 2007 (EP) 000836663

(51) **LOC (9) Cl.** **14-03**

(52) **U.S. Cl.** **D14/147**

(58) **Field of Classification Search** D14/137-138,
D14/138 AA, 138 R, 138 G, 147-148, 156,
D14/218, 247-248, 341-347, 390, 399, 455-456,
D14/496; D16/208; D21/329, 331, 333,
D21/517; 348/14.01-14.02; 361/814; 379/433.01-433.13;
455/90.3, 556.1-556.2, 566, 575.1, 575.3,
455/575.4; D13/164, 168; 439/165; 343/702
See application file for complete search history.

(56) **References Cited**

U.S. PATENT DOCUMENTS

D524,280 S * 7/2006 Julian D14/147
D541,781 S * 5/2007 Chen D14/138 AA

D542,764 S * 5/2007 Lee et al. D14/138 AA
D543,185 S * 5/2007 Moon et al. D14/138 AA
D546,316 S * 7/2007 Wu et al. D14/138 AA
D555,140 S * 11/2007 Kim et al. D14/138 AA
D556,171 S * 11/2007 Lee et al. D14/138 AA
D559,224 S * 1/2008 Moon et al. D14/138 AA
D559,827 S * 1/2008 Shin et al. D14/138 AA
D563,931 S * 3/2008 Moon et al. D14/138 AA
D573,573 S * 7/2008 Jung et al. D14/138
D576,993 S * 9/2008 Park et al. D14/138 R
2007/0294633 A1 * 12/2007 Aarras et al. 715/781

* cited by examiner

Primary Examiner—Charles A Rademaker

Assistant Examiner—Carla Jobe Wright

(74) *Attorney, Agent, or Firm*—Staas & Halsey LLP

(57) **CLAIM**

The ornamental design for a cordless telephone, as shown and described.

DESCRIPTION

FIG. 1 is a perspective view of a cordless telephone showing our new design;

FIG. 2 is a front view thereof;

FIG. 3 is a rear view thereof;

FIG. 4 is a left side view thereof;

FIG. 5 is a right side view thereof;

FIG. 6 is a top plan view thereof; and,

FIG. 7 is a bottom plan view thereof.

1 Claim, 7 Drawing Sheets





FIG. 1




FIG. 2




FIG. 3




FIG. 4



FIG. 5

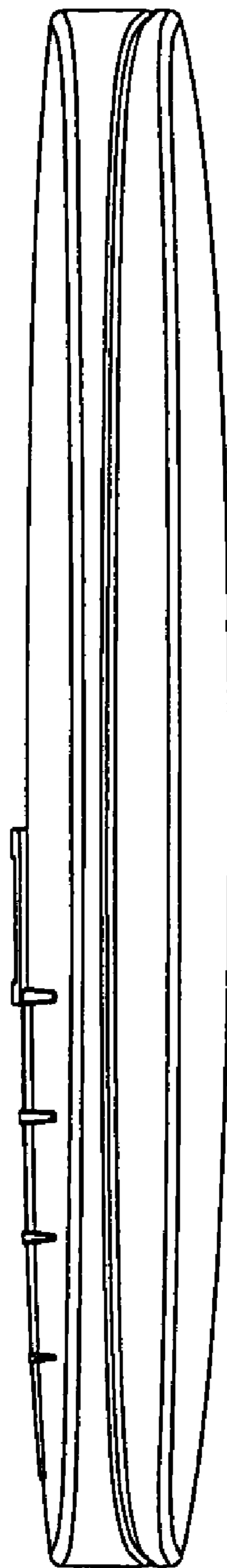


FIG. 6




FIG. 7

