



US00D587204S

(12) **United States Design Patent**  
**Bachmann**

(10) **Patent No.:** **US D587,204 S**

(45) **Date of Patent:** **\*\* Feb. 24, 2009**

(54) **CONNECTOR**

(75) Inventor: **Werner Bachmann**, Schaan (LI)

(73) Assignee: **Neutrik Aktiengesellschaft**,  
Liechtenstein (AT)

(\*\*) Term: **14 Years**

(21) Appl. No.: **29/306,657**

(22) Filed: **Apr. 14, 2008**

(30) **Foreign Application Priority Data**

Oct. 18, 2007 (EM) ..... 0001810866

(51) **LOC (9) Cl.** ..... **13-03**

(52) **U.S. Cl.** ..... **D13/133**

(58) **Field of Classification Search** ..... D13/133,  
D13/154, 199; 439/447, 491, 668, 669  
See application file for complete search history.

(56) **References Cited**

**U.S. PATENT DOCUMENTS**

- D450,298 S \* 11/2001 Suzuki ..... D13/133
- D475,348 S \* 6/2003 D'Addario et al. .... D13/133
- D542,225 S \* 5/2007 Victor ..... D13/154

- D559,781 S \* 1/2008 Victor ..... D13/133
- D577,678 S \* 9/2008 Ball et al. .... D13/133
- D579,413 S \* 10/2008 Ball et al. .... D13/133

\* cited by examiner

*Primary Examiner*—Daniel D Bui

*Assistant Examiner*—Thomas J Johannes

(74) *Attorney, Agent, or Firm*—Neal L. Stifkin

(57) **CLAIM**

The ornamental design of a connector, as shown and described.

**DESCRIPTION**

FIG. 1 is a perspective view of a connector showing my design;

FIG. 2 is a front elevation view thereof;

FIG. 3 is top plan view thereof;

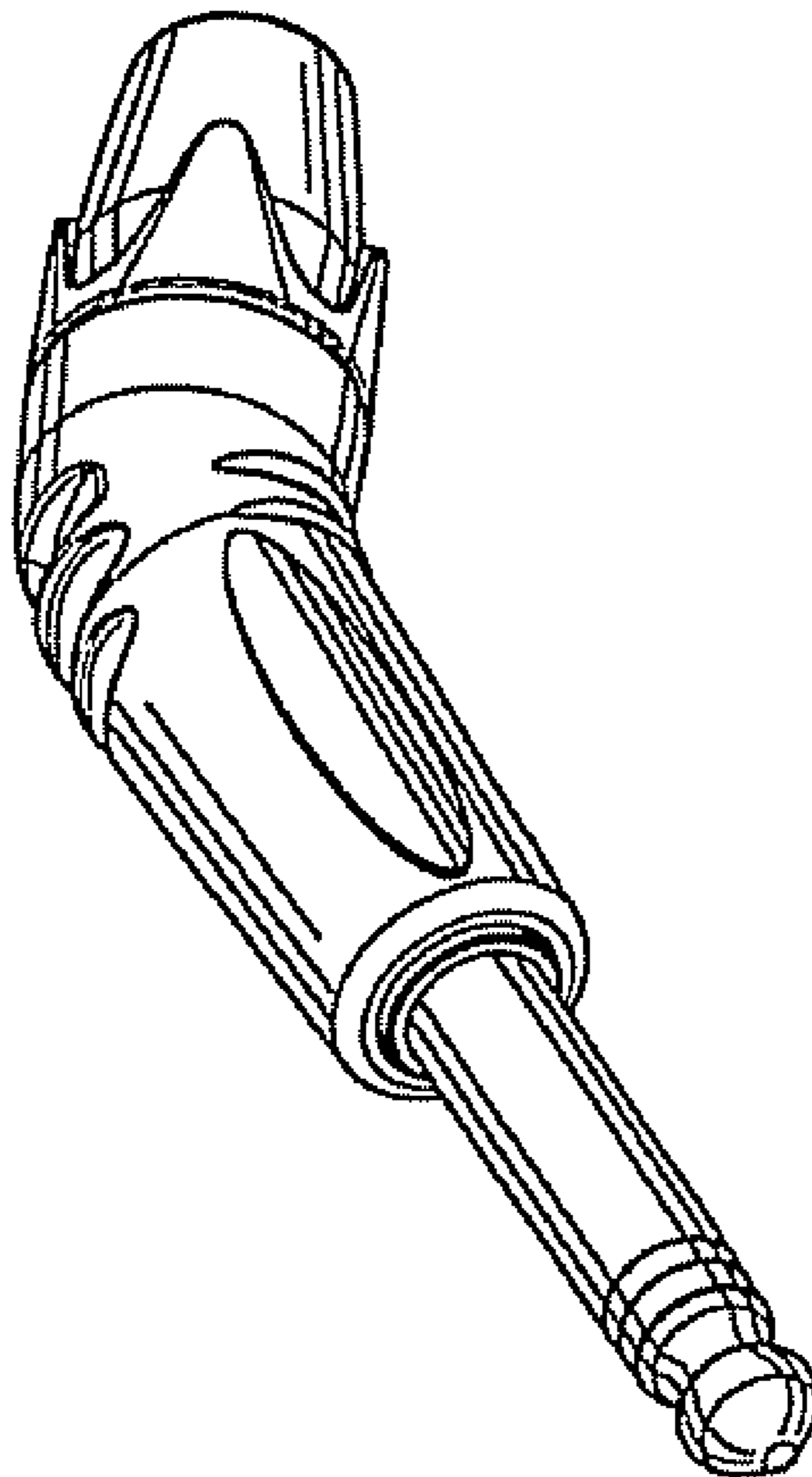
FIG. 4 is a rear elevation view thereof;

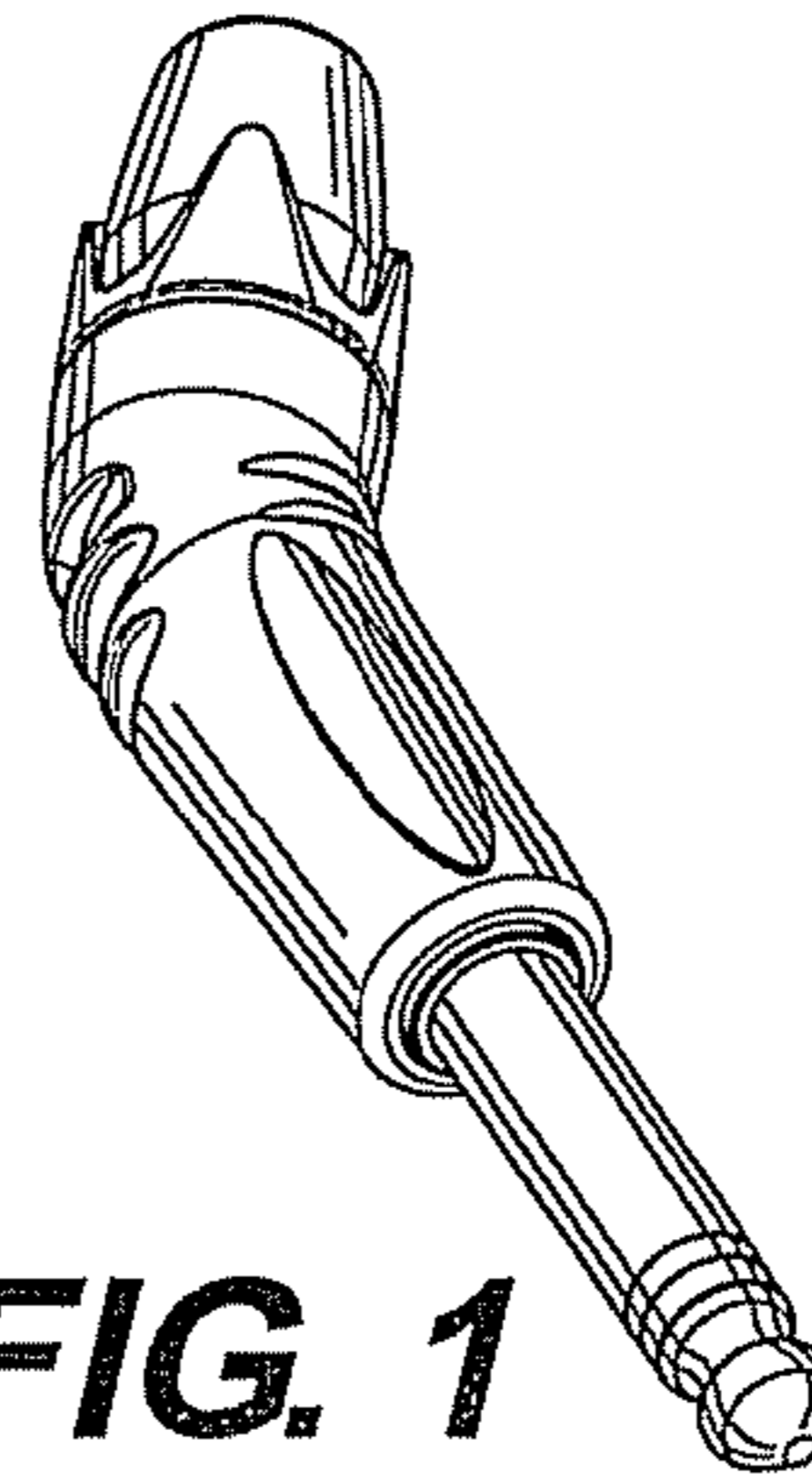
FIG. 5 is a bottom plan view thereof;

FIG. 6 is a right side elevation view thereof; and,


FIG. 7 is a left side elevation view thereof.

**1 Claim, 1 Drawing Sheet**







**FIG. 1**



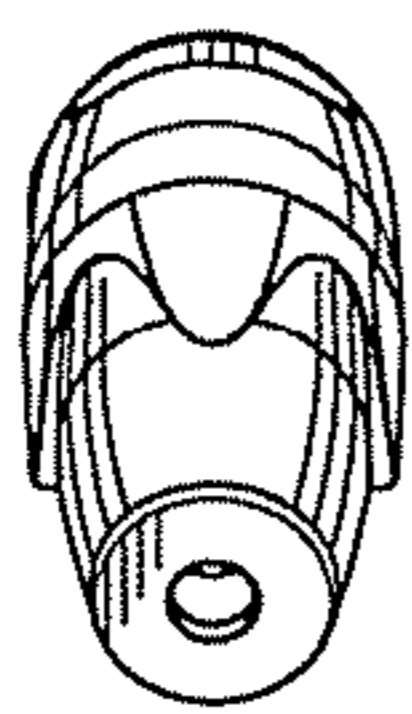
**FIG. 2**



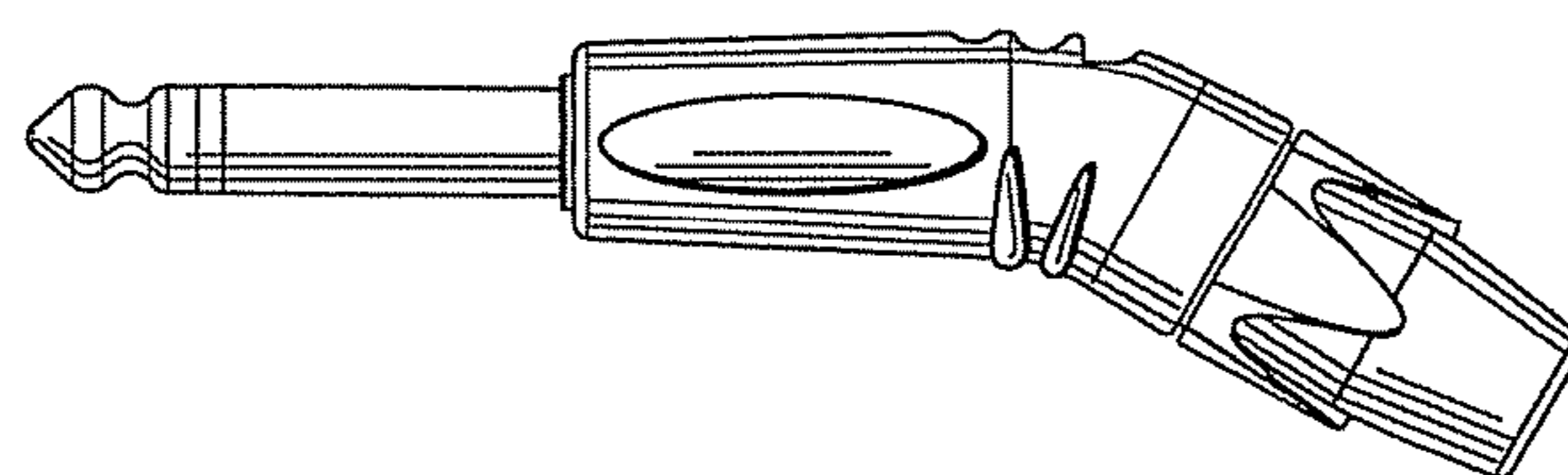
**FIG. 3**



**FIG. 4**



**FIG. 6**



**FIG. 5**



**FIG. 7**