



US00D587198S

(12) **United States Design Patent**
Nagasawa

(10) **Patent No.:** **US D587,198 S**

(45) **Date of Patent:** **** Feb. 24, 2009**

(54) **SURFACE-MOUNT LOW-PROFILE CAPACITOR**

(75) Inventor: **Toshihisa Nagasawa**, Sendai (JP)

(73) Assignee: **NEC TOKIN Corporation**, Sendai-shi (JP)

(**) Term: **14 Years**

(21) Appl. No.: **29/301,364**

(22) Filed: **Feb. 26, 2008**

(51) **LOC (9) Cl.** **13-03**

(52) **U.S. Cl.** **D13/125**

(58) **Field of Classification Search** D13/118,
D13/123-125, 133, 184, 199; 320/2; 361/523,
361/535, 536, 538, 539, 540, 271, 277, 301.1,
361/328-330, 763; 429/178

See application file for complete search history.

(56) **References Cited**

U.S. PATENT DOCUMENTS

- D337,567 S * 7/1993 Iijima et al. D13/123
- D340,692 S * 10/1993 Iijima et al. D13/125
- D390,834 S * 2/1998 Dizon et al. D13/184

- D497,350 S * 10/2004 Ichitsubo et al. D13/184
- 7,262,955 B2 * 8/2007 Ishida et al. 361/540
- D569,799 S * 5/2008 Kawahito et al. D13/125
- 2006/0203420 A1 * 9/2006 Okuyama 361/271
- 2008/0094780 A1 * 4/2008 Kuriyama 361/523

* cited by examiner

Primary Examiner—Daniel D Bui

Assistant Examiner—Thomas J Johannes

(74) *Attorney, Agent, or Firm*—Frishauf, Holtz, Goodman & Chick, P.C.

(57) **CLAIM**

The ornamental design for a surface-mount low-profile capacitor, as shown and described.

DESCRIPTION



FIG. 1 is a front view of a surface-mount low-profile capacitor, showing my new design; the rear view being a mirror image thereto;

FIG. 2 is a left side view thereof; the right side view being a mirror image thereto;

FIG. 3 is a top plan view thereof; and,

FIG. 4 is a bottom plan view thereof.

1 Claim, 2 Drawing Sheets






FIG. 1




FIG. 2

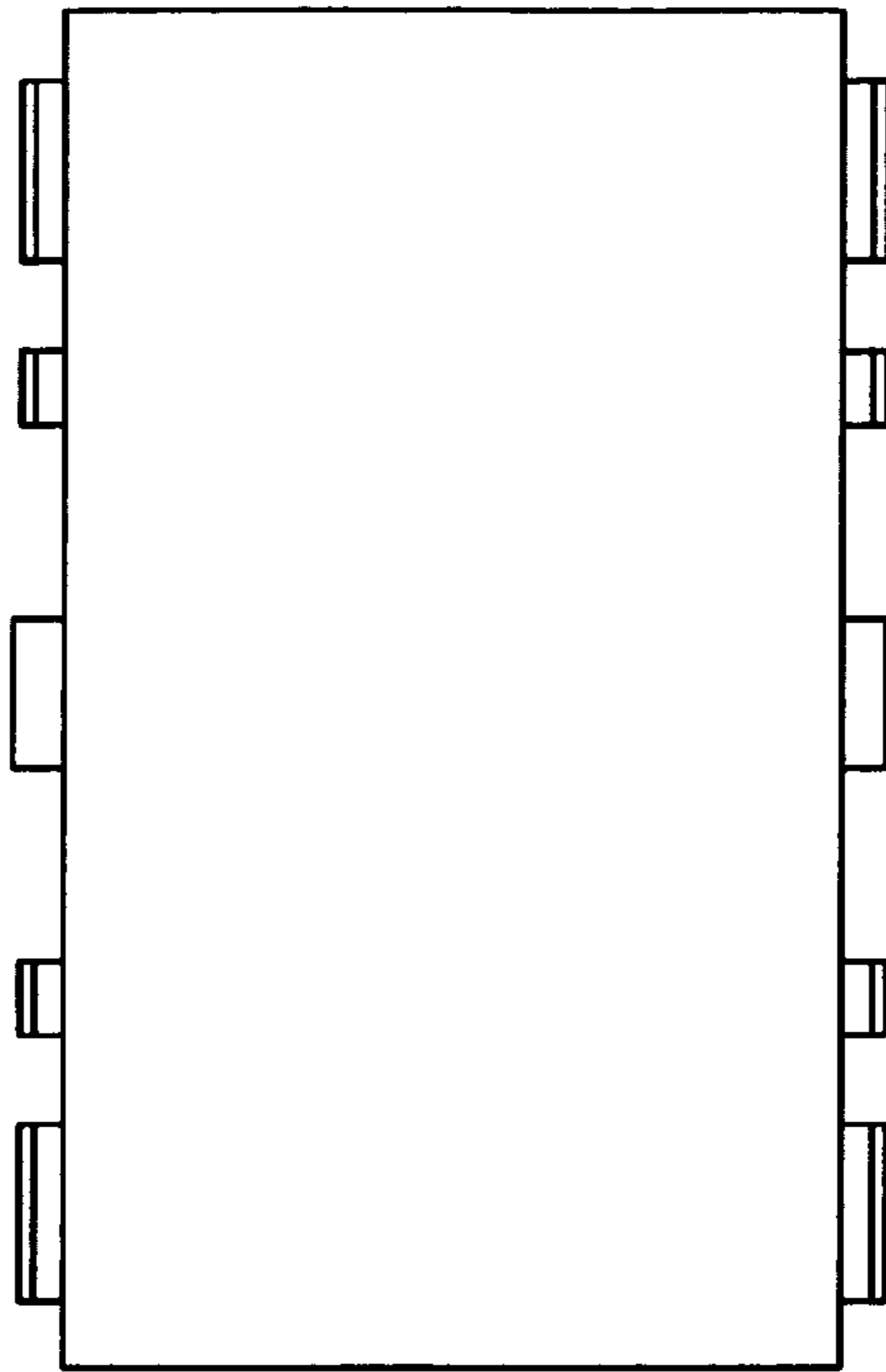


FIG. 3

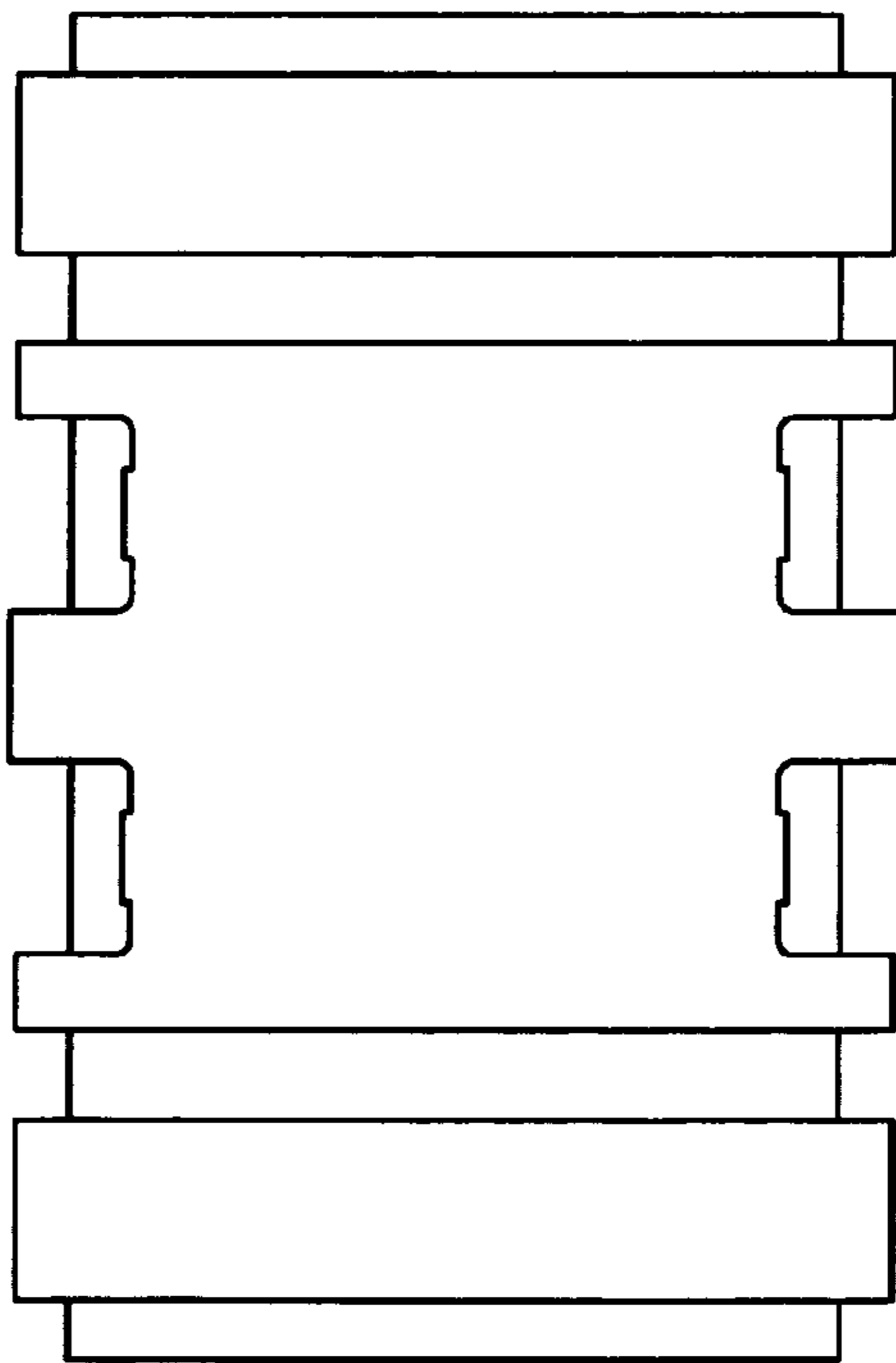


FIG. 4