



US00D587190S

(12) **United States Design Patent**  
**Hine et al.**

(10) **Patent No.:** **US D587,190 S**

(45) **Date of Patent:** **\*\* Feb. 24, 2009**

(54) **CHARGER**

(75) Inventors: **David J. Hine**, Skaneateles, NY (US);  
**Scott W. Osiecki**, Skaneateles, NY (US)

(73) Assignee: **Eveready Battery Co., Inc.**, St., Louis,  
MO (US)

(\*\*) Term: **14 Years**

(21) Appl. No.: **29/292,883**

(22) Filed: **Oct. 31, 2007**

(51) **LOC (9) Cl.** ..... **13-02**

(52) **U.S. Cl.** ..... **D13/107**

(58) **Field of Classification Search** ..... D13/107–110,  
D13/118–119, 184; D14/251, 253, 432,  
D14/434; 320/107–115

See application file for complete search history.

(56) **References Cited**

**U.S. PATENT DOCUMENTS**

D333,120	S *	2/1993	Shimoo et al.	.....	D13/107
D339,563	S *	9/1993	Usami	.....	D13/107
D411,823	S *	7/1999	Jacobs et al.	.....	D13/107
D442,544	S *	5/2001	Ku	.....	D13/107
D454,110	S *	3/2002	Andre et al.	.....	D13/110
D456,004	S *	4/2002	Lie	.....	D13/107
D463,360	S *	9/2002	Lie	.....	D13/107
D465,452	S *	11/2002	Lie	.....	D13/107
D466,075	S *	11/2002	Lie	.....	D13/107

6,583,600	B2 *	6/2003	Haga et al.	.....	320/110
6,774,605	B2 *	8/2004	Usui et al.	.....	320/112
D546,281	S *	7/2007	Bell	.....	D13/107
2006/0170393	A1 *	8/2006	Yang	.....	320/107

\* cited by examiner

*Primary Examiner*—Jennifer Rivard

*Assistant Examiner*—Rosemary K Tarcza

(74) *Attorney, Agent, or Firm*—Gregory J. Adams

(57) **CLAIM**

We claim the ornamental design for a charger, as shown and described.

**DESCRIPTION**

FIG. 1 is a perspective view of the charger of the design

FIG. 2 is a top view of the charger of the design.

FIG. 3 is a bottom view of the charger of the design.

FIG. 4 is a right side view of the charger of the design. A left side view is a mirror image of the right side view.


FIG. 5 is a front view of the charger of the design; and,

FIG. 6 is a rear view of the charger of the design.

Any broken line(s) shown are for illustrative purposes only and form no part of the claimed design.

The dash-dot broken lines which define the bounds of the claimed design form no part thereof.

**1 Claim, 5 Drawing Sheets**






Fig. 1

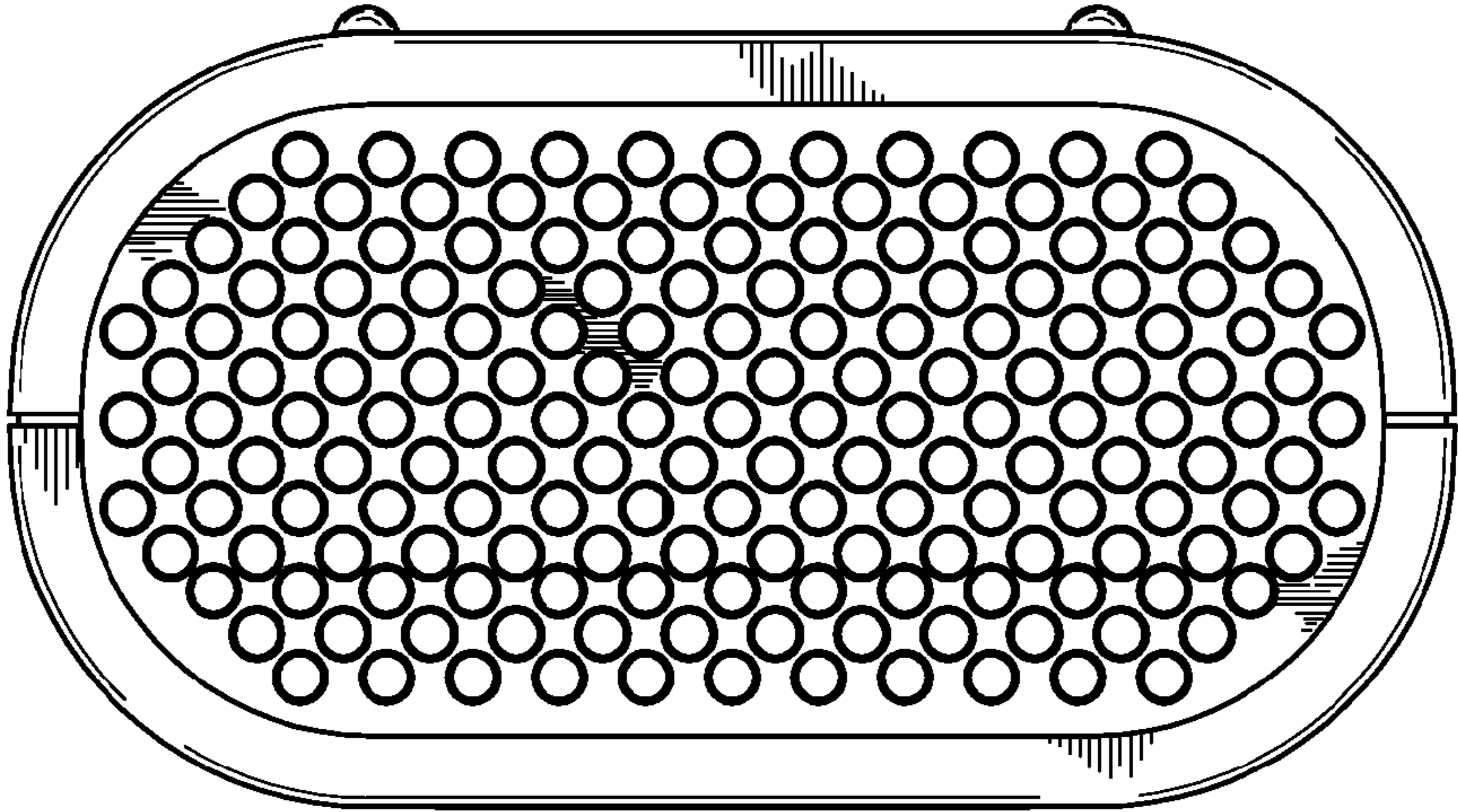


Fig. 2

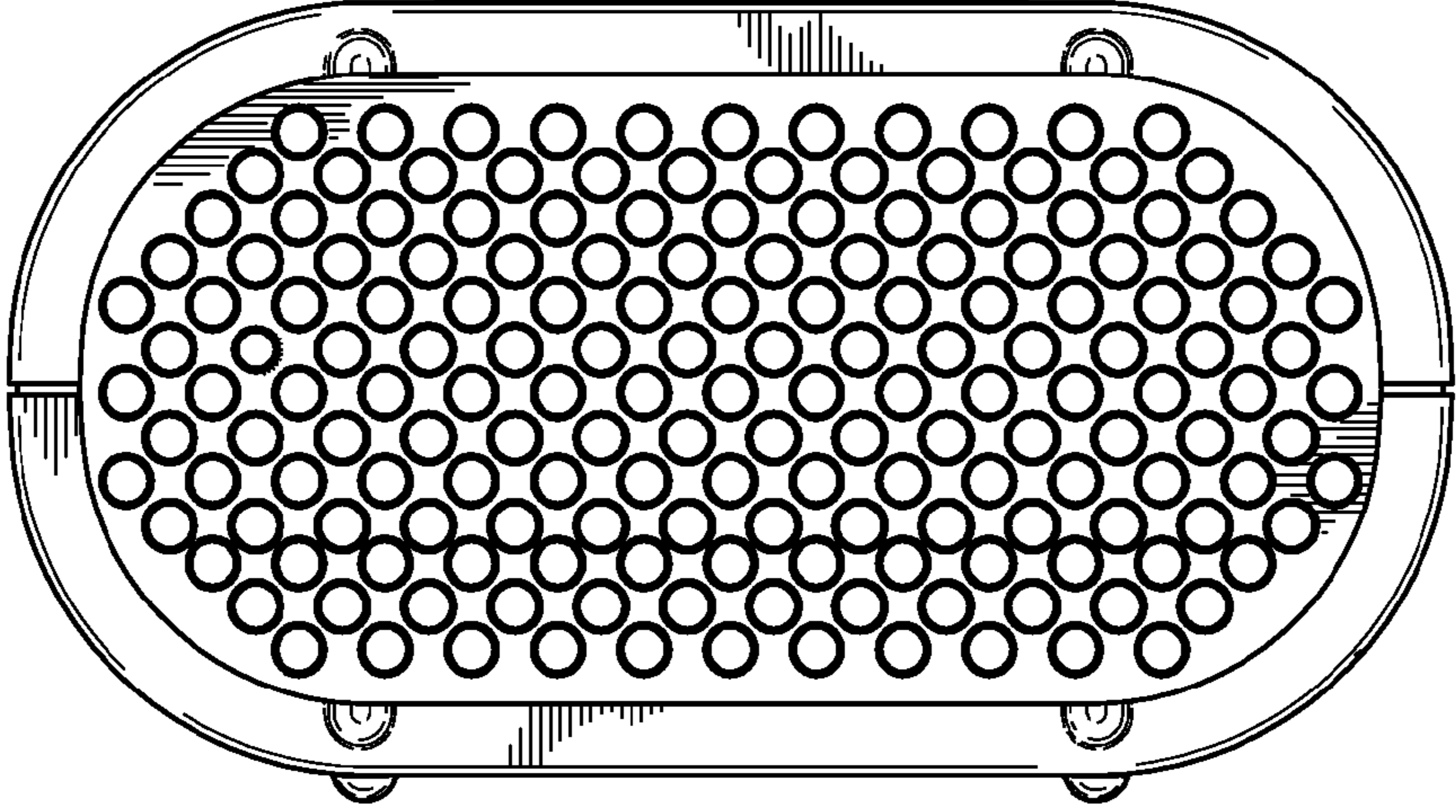


Fig. 3

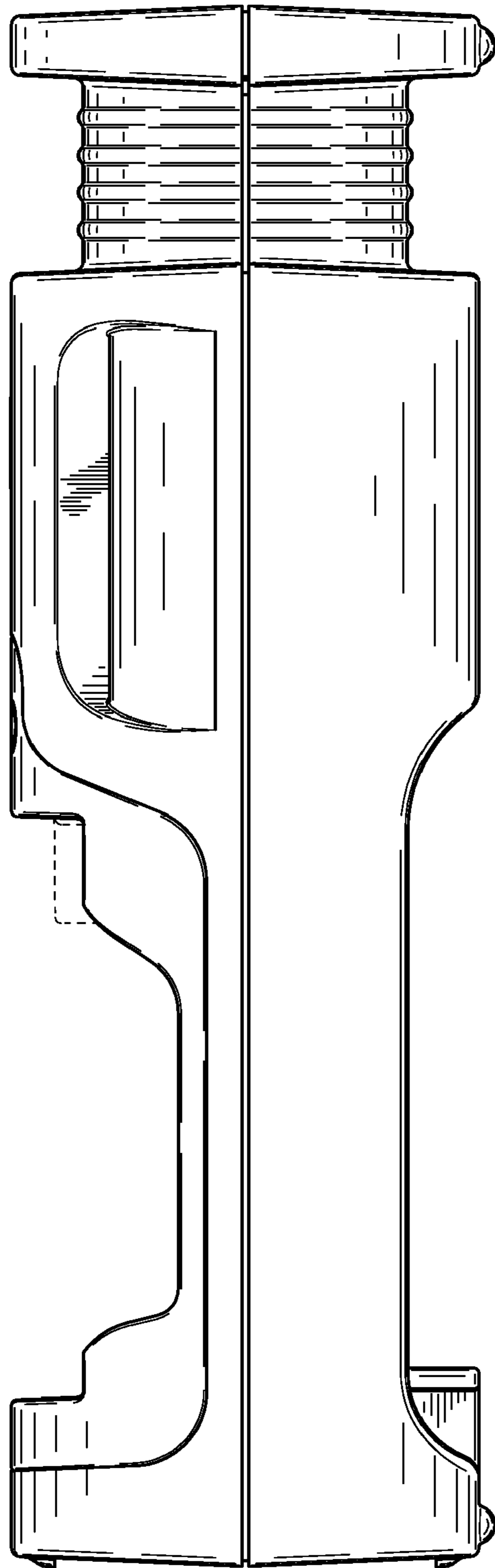


Fig. 4

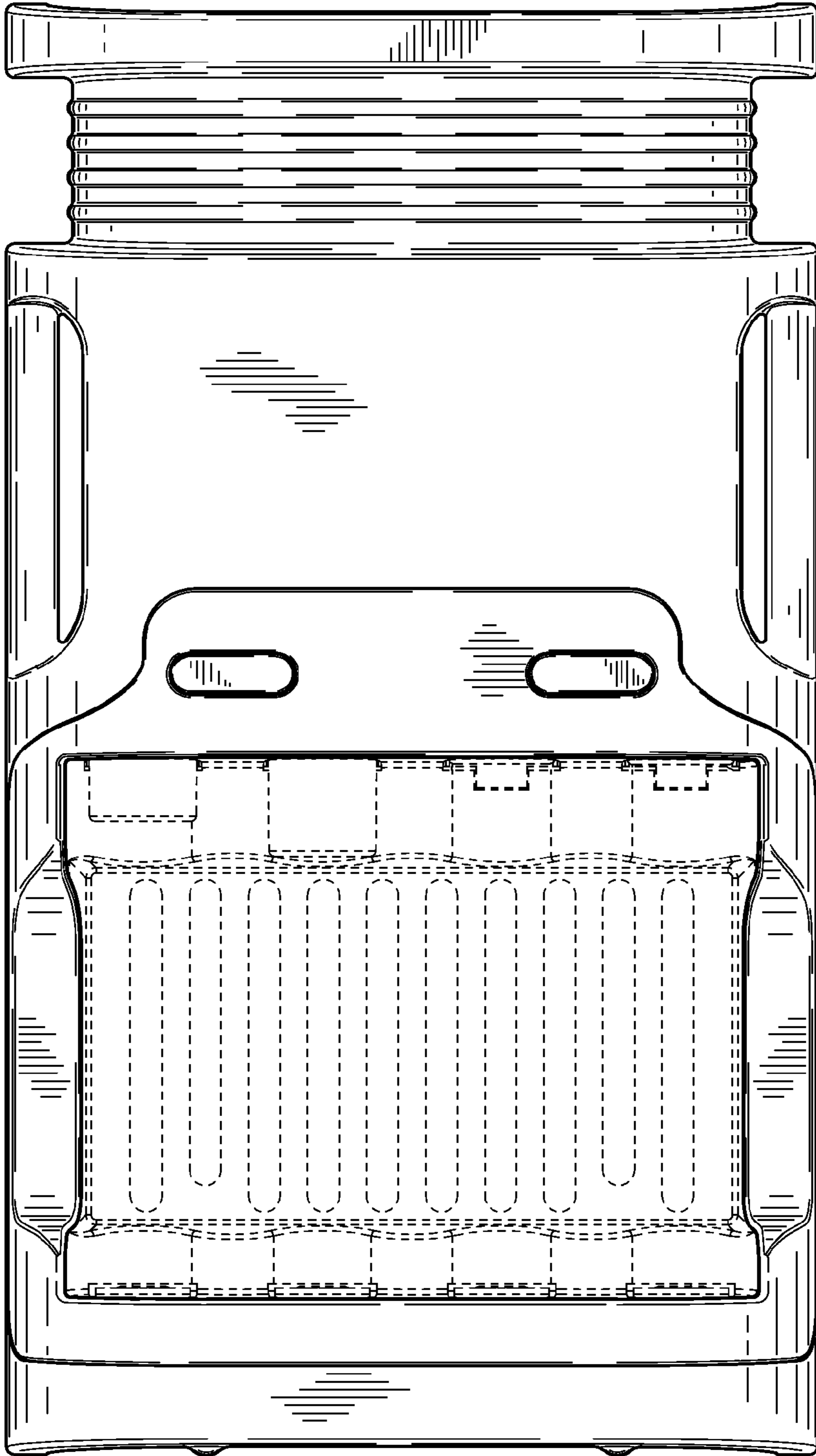


Fig. 5

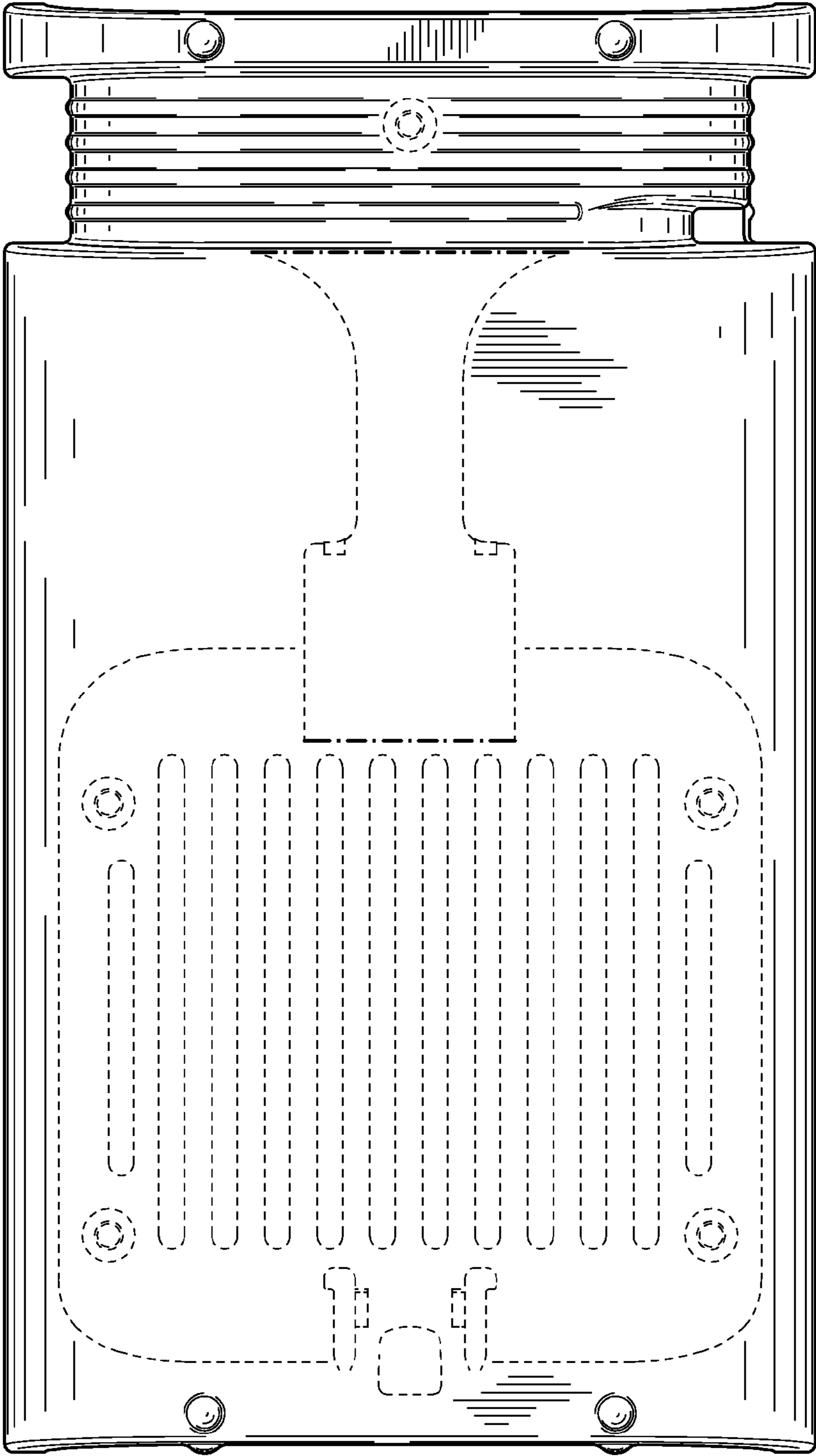


Fig. 6