



US00D587189S

(12) **United States Design Patent**
Hata et al.

(10) **Patent No.:** **US D587,189 S**
(45) **Date of Patent:** **** Feb. 24, 2009**

(54) **AUTOMOBILE TIRE TREAD**

D571,286 S * 6/2008 Fontaine et al. D12/591

(75) Inventors: **Hiroshi Hata**, Hiratsuka (JP); **Masaki Noro**, Hiratsuka (JP); **Izumi Kuramochi**, Tokyo (JP); **Kenichirou Endou**, Tokyo (JP)

(73) Assignee: **The Yokohama Rubber Co., Ltd.** (JP)

(**) Term: **14 Years**

(21) Appl. No.: **29/303,726**

(22) Filed: **Feb. 15, 2008**

(30) **Foreign Application Priority Data**

Aug. 17, 2007 (JP) 2007-022402

(51) **LOC (9) Cl.** **12-15**

(52) **U.S. Cl.** **D12/591**

(58) **Field of Classification Search** D12/551-556,
D12/583-591, 900-901, 600; 152/209.1,
152/209.8-209.18, 209.25-209.28

See application file for complete search history.

(56) **References Cited**

U.S. PATENT DOCUMENTS

- D305,221 S * 12/1989 Minamitani D12/591
- D370,442 S * 6/1996 Guspodin et al. D12/591
- D409,958 S * 5/1999 Gerresheim et al. D12/591
- D414,450 S * 9/1999 Gerresheim et al. D12/591
- D429,189 S * 8/2000 Boznar et al. D12/591

OTHER PUBLICATIONS

Japanese Gazette, Japanese Design Registration No. 1090179, published Nov. 6, 2000.

Japanese Gazette, Japanese Design Registration No. 1217906, published Sep. 21, 2004.

Japanese Gazette, Japanese Design Registration No. 1246397, published Aug. 2, 2005.

Japanese Gazette, Japanese Design Registration No. 1293454, published Feb. 13, 2007.

* cited by examiner

Primary Examiner—Stacia Cadmus

(74) *Attorney, Agent, or Firm*—SAIDMAN DesignLaw Group

(57) **CLAIM**

The ornamental design for an automobile tire tread, as shown and described.

DESCRIPTION

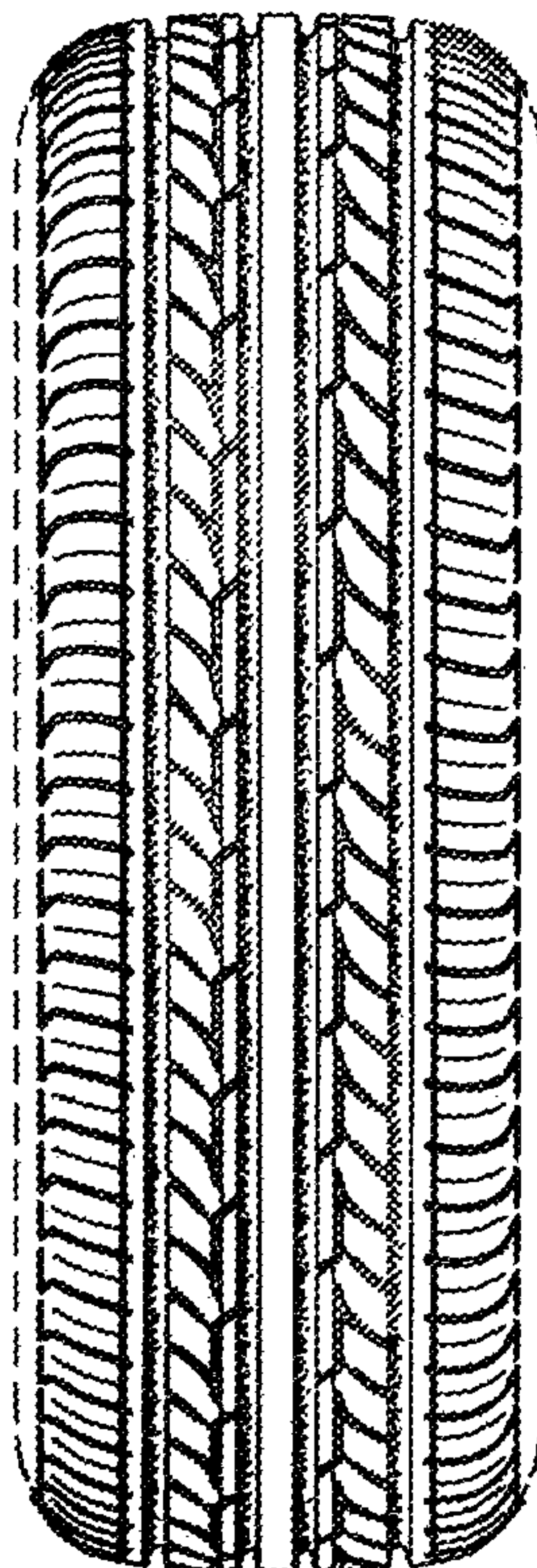
FIG. 1 is a front perspective view of an automobile tire tread showing our new design;

FIG. 2 is a front view thereof, the rear, top plan and bottom plan views being identical thereto; and,

FIG. 3 is a right-side view thereof, the left-side view being identical thereto.

The broken lines are environmental only and form no part of the claimed design.

1 Claim, 1 Drawing Sheet



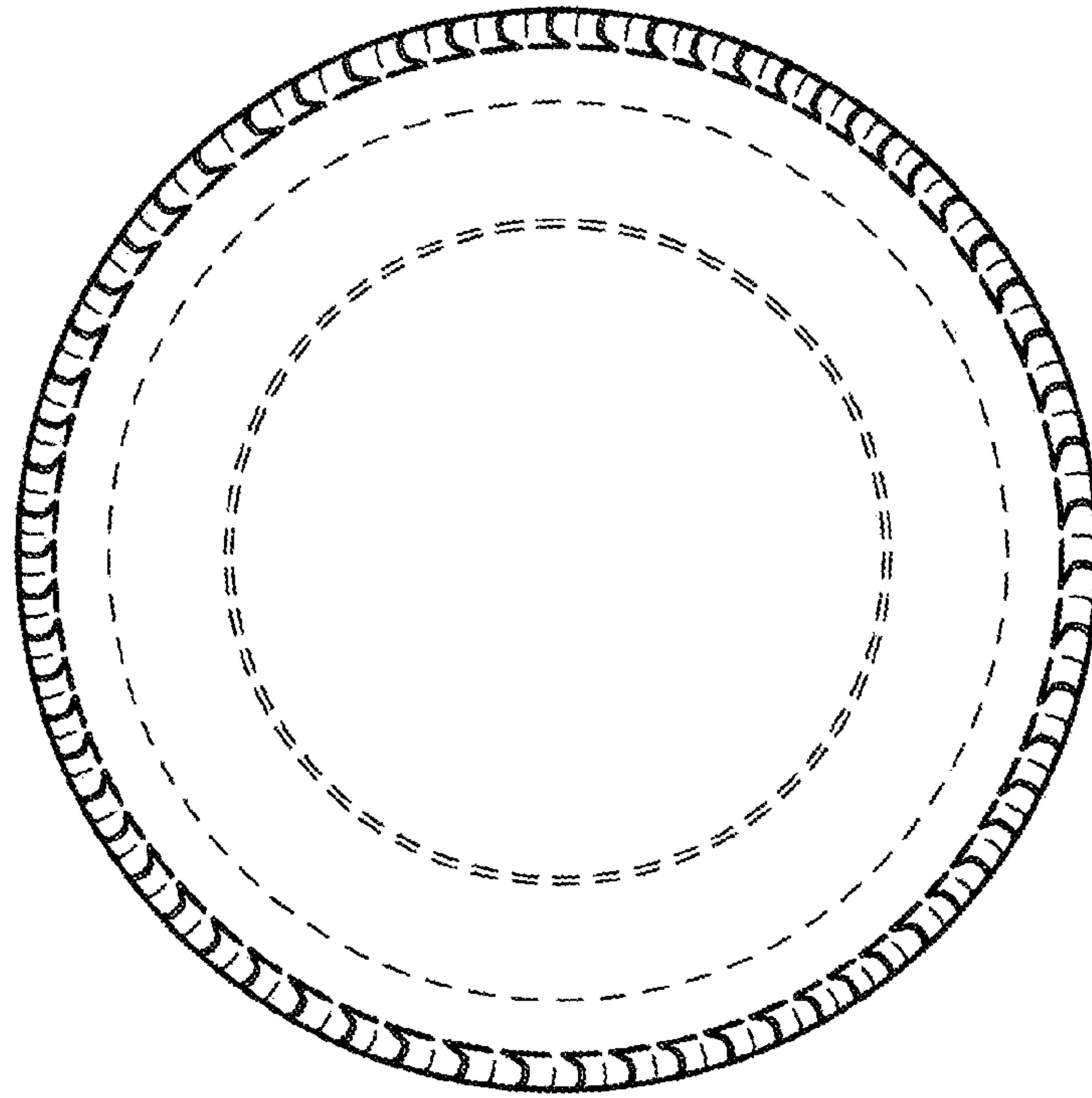


FIG. 3

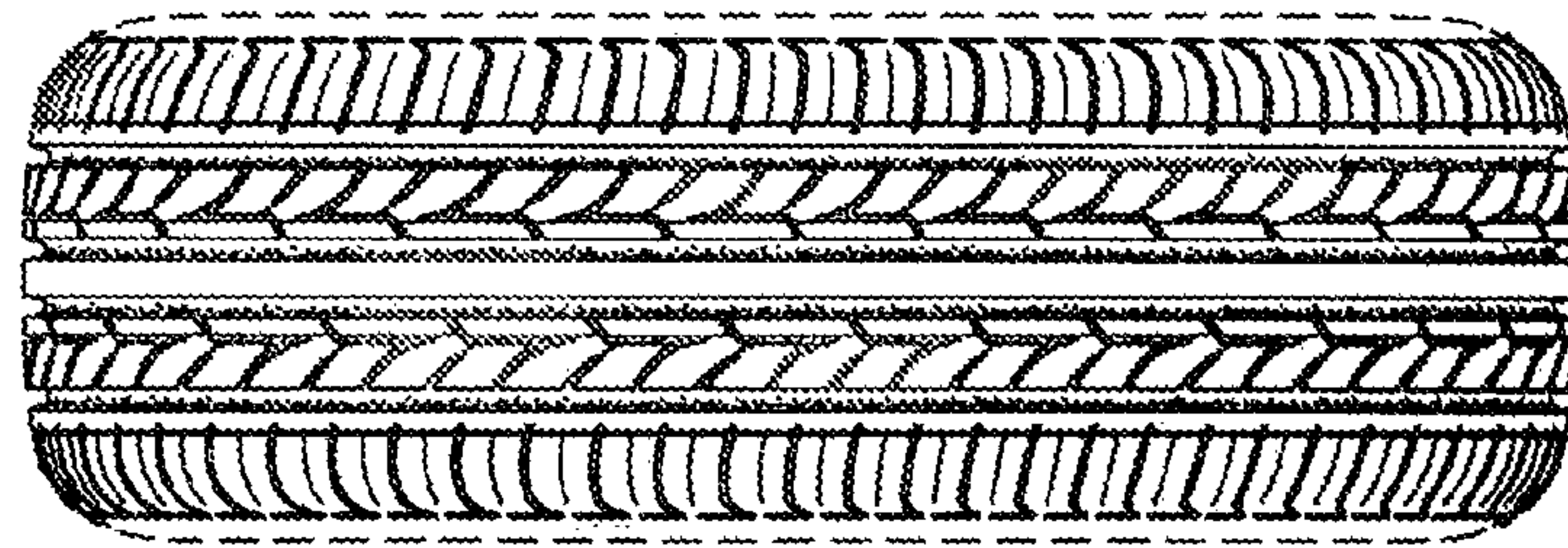


FIG. 2

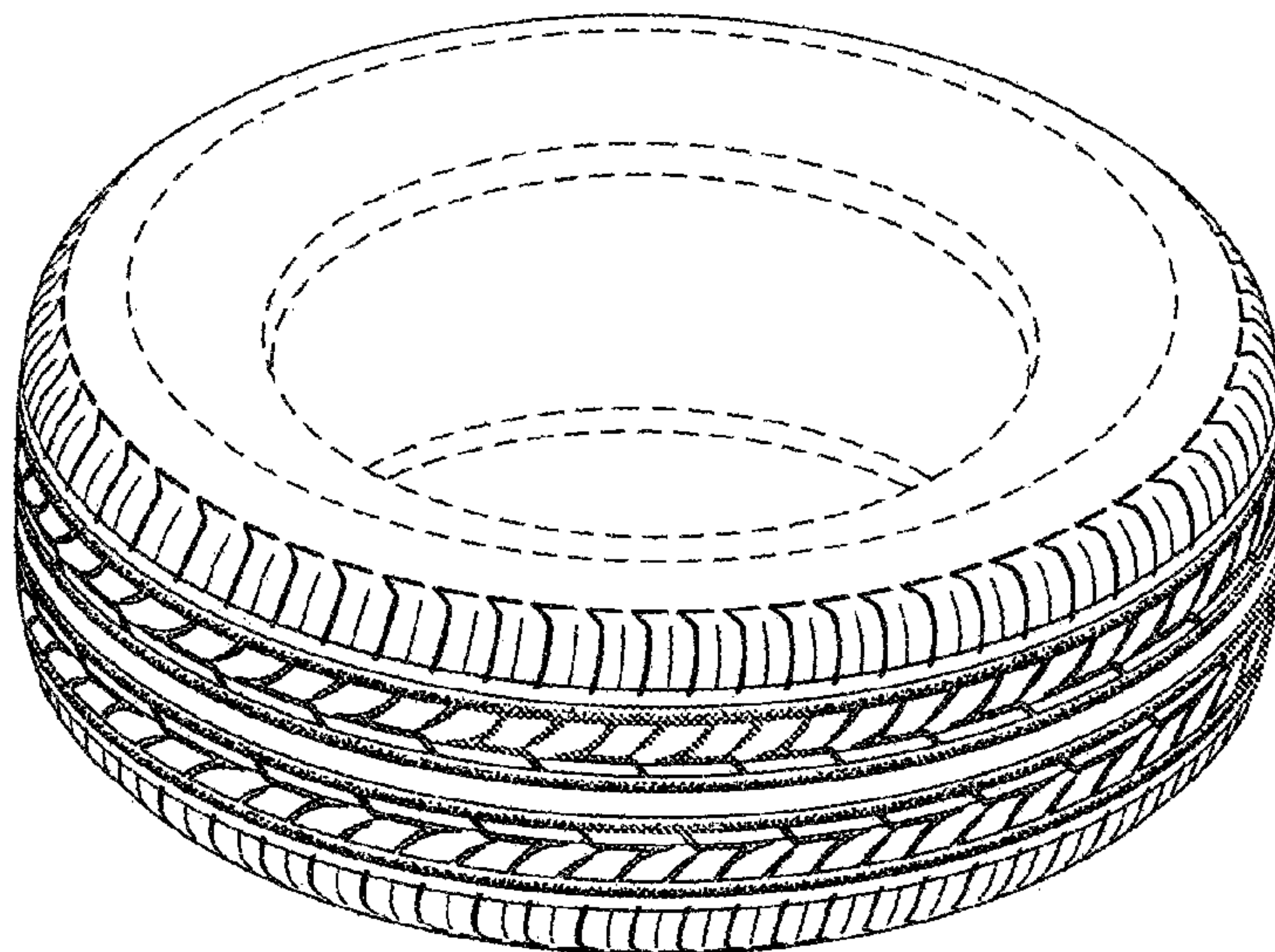


FIG. 1