



US00D587171S

(12) **United States Design Patent**  
**Platto et al.**

(10) **Patent No.:** **US D587,171 S**  
(45) **Date of Patent:** **\*\* Feb. 24, 2009**

(54) **VEHICLE EXTERIOR**

(75) Inventors: **Gordon Platto**, Troy, MI (US); **Xitij Mistry**, Ann Arbor, MI (US); **Aram Kasparian**, Canton, MI (US); **Patrick Schiavone**, Bloomfield Village, MI (US)

(73) Assignee: **Ford Motor Company**, Dearborn, MI (US)

(\*\*) Term: **14 Years**

(21) Appl. No.: **29/299,815**

(22) Filed: **Jan. 4, 2008**

(51) **LOC (9) Cl.** ..... **12-08**

(52) **U.S. Cl.** ..... **D12/92**

(58) **Field of Classification Search** ..... D12/86,  
D12/90-92; 296/181.1, 181.5

See application file for complete search history.

(56) **References Cited**

**U.S. PATENT DOCUMENTS**

D525,912 S	*	8/2006	Perkins	.....	D12/92
D533,119 S		12/2006	Schiavone et al.		
D543,899 S	*	6/2007	Nicholas et al.	.....	D12/92
D547,239 S	*	7/2007	Murakawa	.....	D12/92
D559,747 S		1/2008	Platto et al.		
D562,193 S		2/2008	Platto et al.		
D568,213 S	*	5/2008	Platto et al.	.....	D12/92

**OTHER PUBLICATIONS**

Pund, Daniel, "The Bold and the Brutiful: Ford designs another rear-drive sport sedan concept," Edmunds.com website article,

located at <http://www.edmunds.com/insideline/do/Features/articleId=118988>; 4 pages; Dec. 30, 2006.

Thomas, David, "2007 Detroit Auto Show: Lincoln MKR Concept", Cars.com website article, located at [http://blogs.cars.com/kickingtires/2006/12/2007\\_detroit\\_au.html](http://blogs.cars.com/kickingtires/2006/12/2007_detroit_au.html); 5 pages; Dec. 31, 2006.

\* cited by examiner

*Primary Examiner*—Melody N Brown

(74) *Attorney, Agent, or Firm*—Frank A. MacKenzie; Brooks Kushman P.C.

(57) **CLAIM**

The ornamental design for a vehicle exterior, as shown and described.

**DESCRIPTION**

FIG. 1 is a front perspective view of a vehicle exterior showing our new design.

FIG. 2 is a left side perspective view of the vehicle exterior of FIG. 1, wherein a right side perspective view is a mirror image thereof;

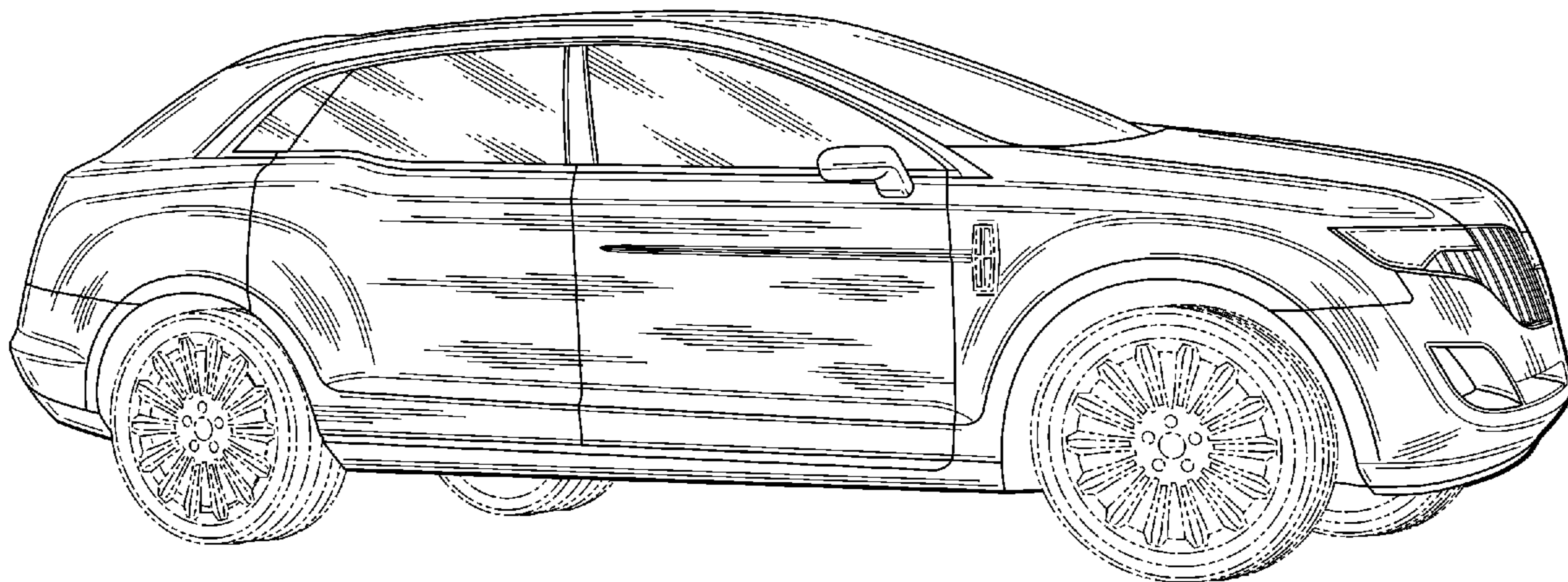
FIG. 3 is a rear/left side perspective view of the vehicle exterior of FIG. 1;

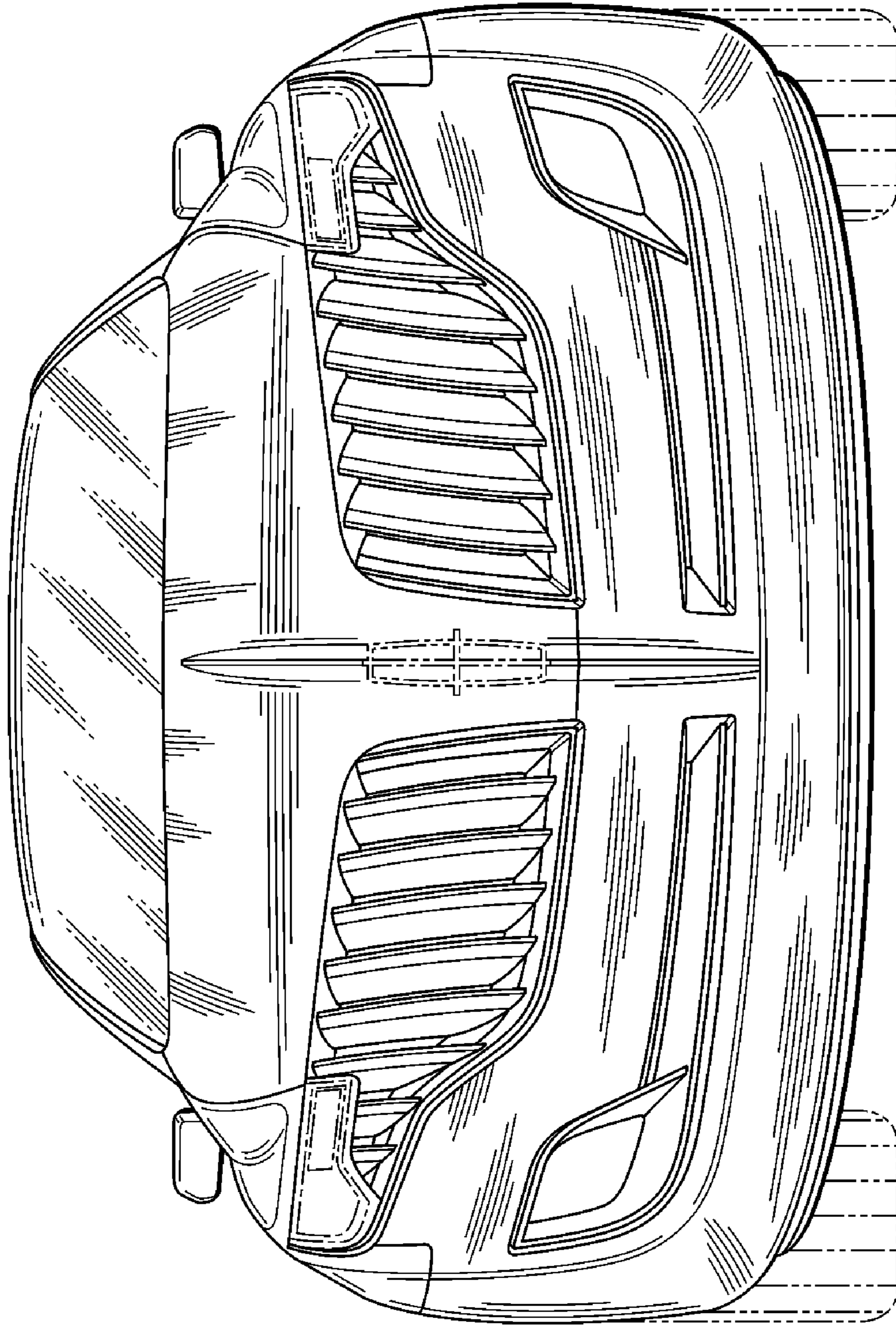
FIG. 4 is a rear perspective view of the vehicle exterior of FIG. 1; and,

FIG. 5 is a rear/right side perspective view of the vehicle exterior of FIG. 1.

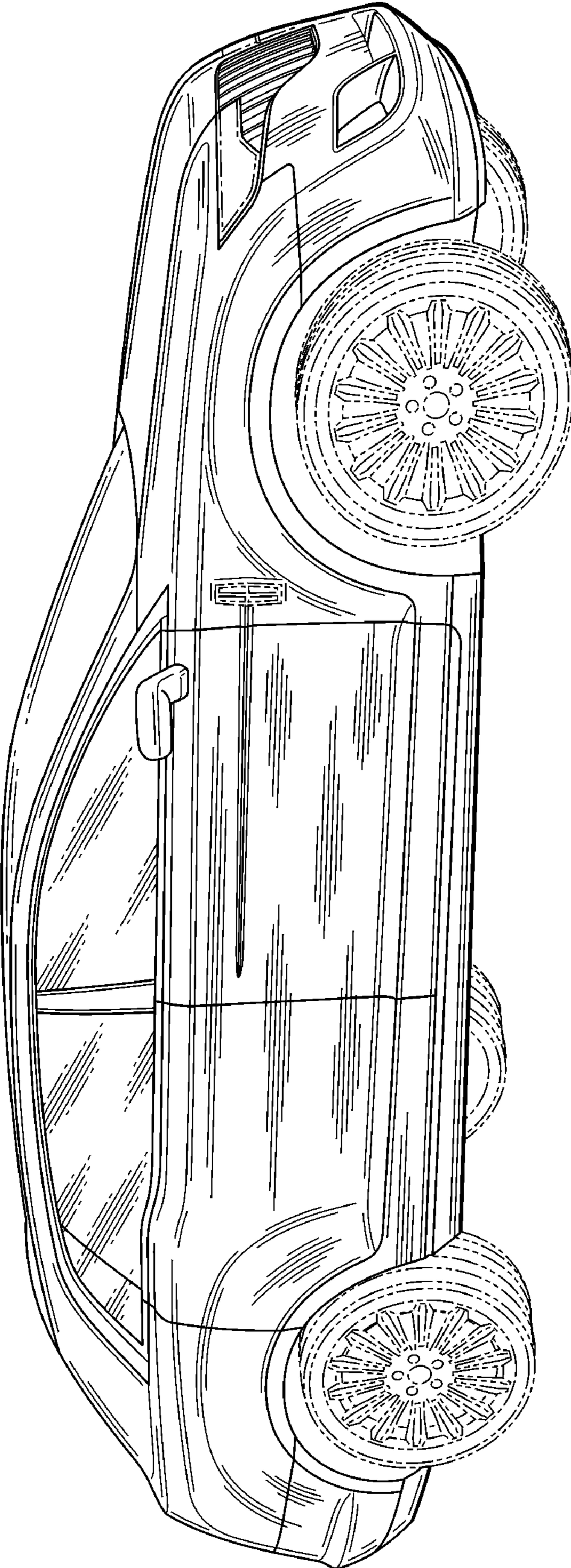
The broken lines showing logos, written matter and vehicle wheels are for illustrative purposes only and form no part of the claimed design.

**1 Claim, 5 Drawing Sheets**

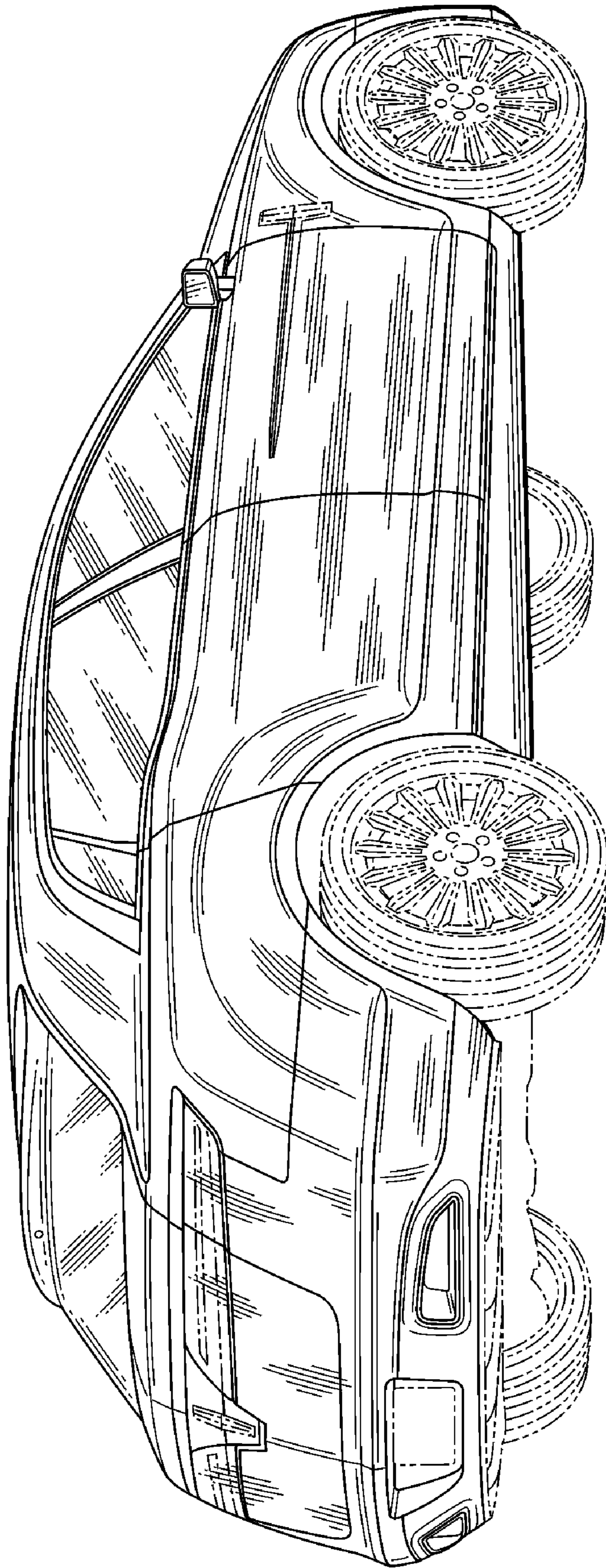




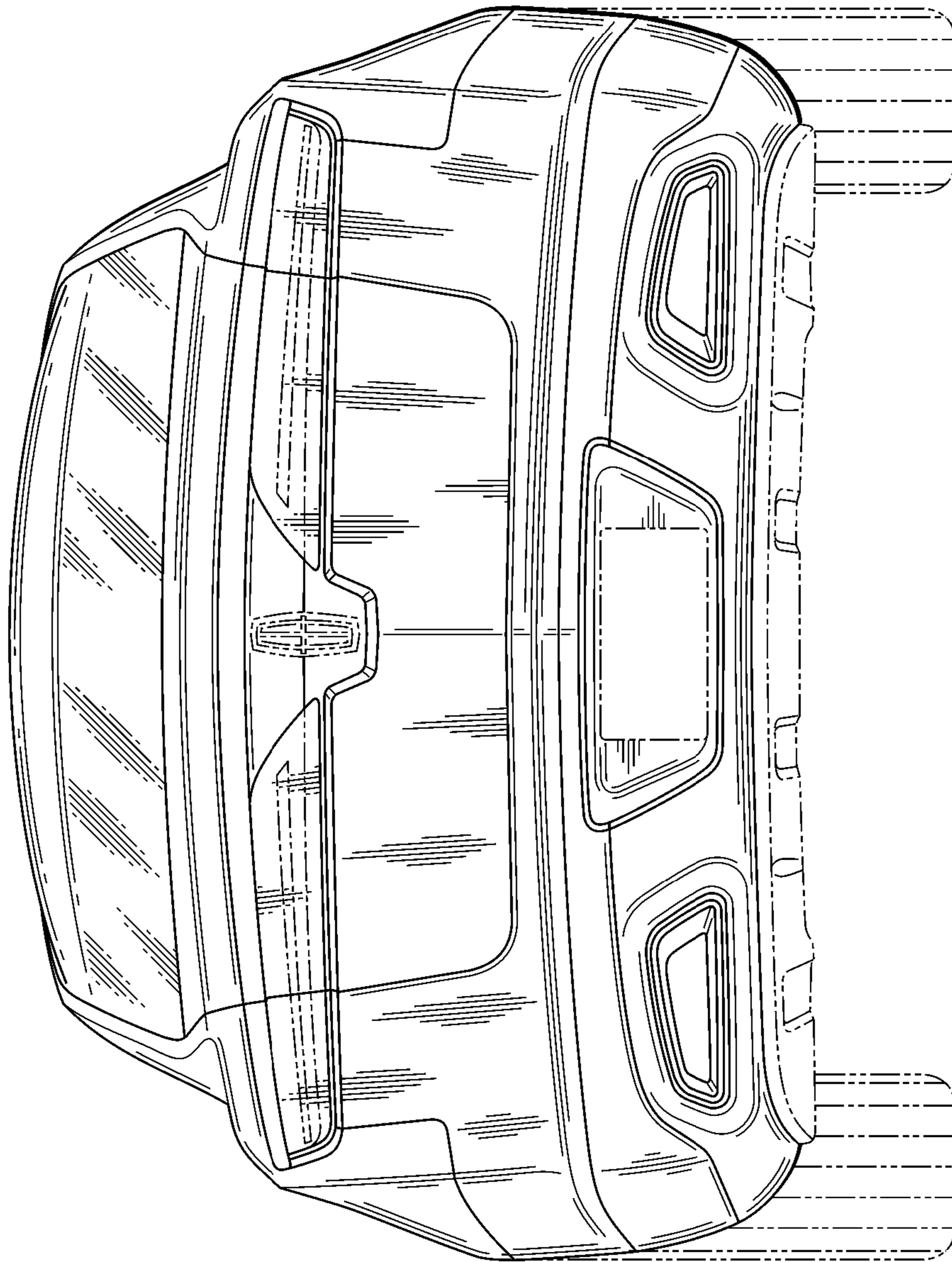
*Fig. 1*



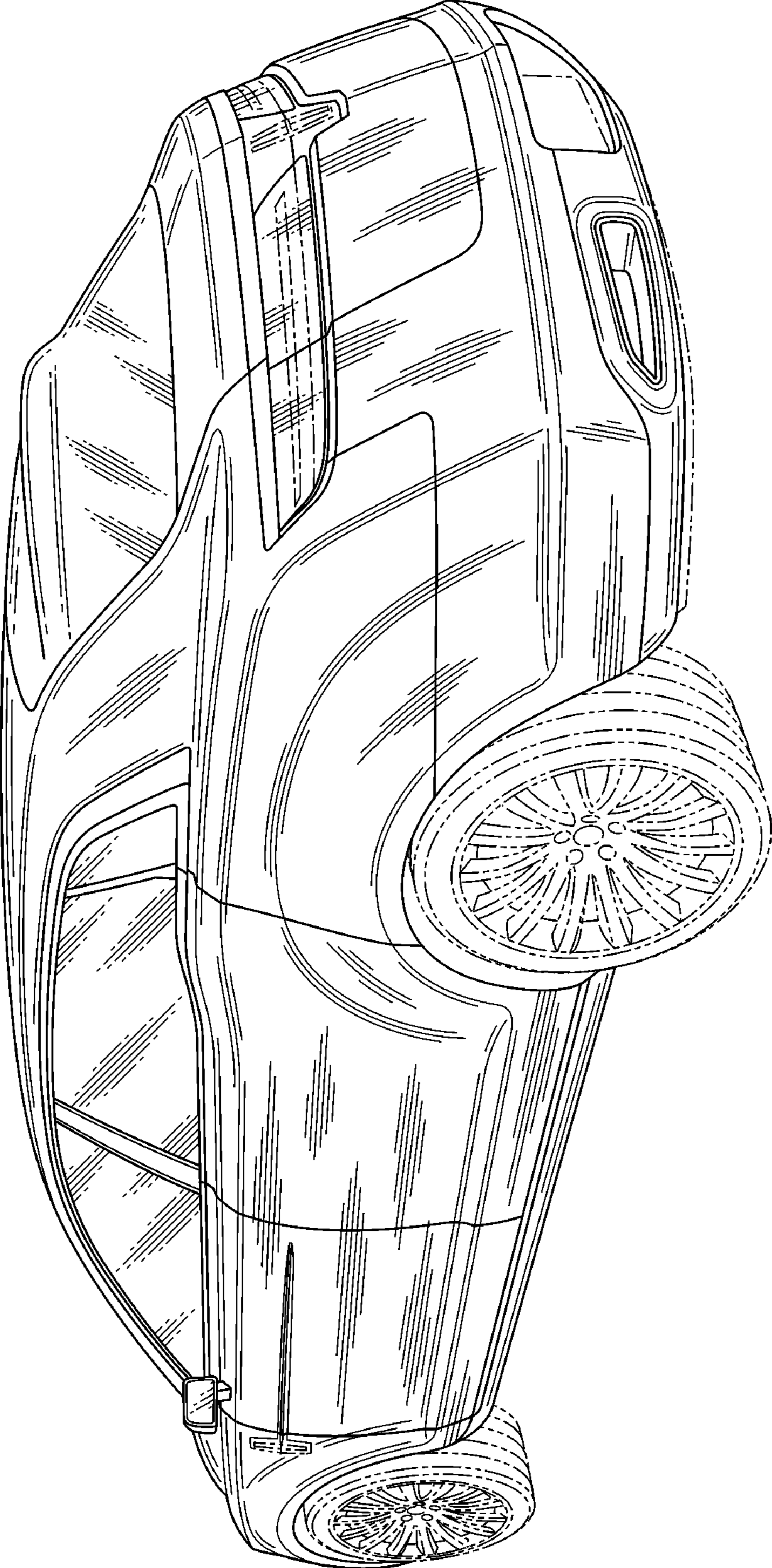
*Fig. 2*



*Fig. 3*



*Fig. 4*



*Fig. 5*