



US00D587162S

(12) **United States Design Patent**
Baker

(10) **Patent No.:** **US D587,162 S**

(45) **Date of Patent:** **** Feb. 24, 2009**

(54) **EMBLEM**

(76) **Inventor:** **Shawn Baker**, 785 Florland, Florissant,
MO (US) 63031

(**) **Term:** **14 Years**

(21) **Appl. No.:** **29/305,435**

(22) **Filed:** **Mar. 20, 2008**

(51) **LOC (9) Cl.** **11-02**

(52) **U.S. Cl.** **D11/131**

(58) **Field of Classification Search** D11/131–135,
D11/157–158; 40/552, 564, 566, 470, 496,
40/606.06, 612, 617; D20/20–23, 27, 28,
D20/40

See application file for complete search history.

(56) **References Cited**

U.S. PATENT DOCUMENTS

D137,768 S *	4/1944	Lehman et al.	D20/30
D200,870 S *	4/1965	Simpson	D11/82
D233,945 S *	12/1974	Burns	D11/82
D383,588 S *	9/1997	Morales	D1/111
D403,267 S *	12/1998	Burke	D11/134
D455,145 S *	4/2002	Williams	D14/232
D456,016 S *	4/2002	Denson	D14/232
D456,389 S *	4/2002	Denson	D14/232
D541,872 S *	5/2007	Houle	D20/30
D548,057 S *	8/2007	Kelleghan	D8/356

OTHER PUBLICATIONS

<http://www.stickergiant.com/page/sg/PROD/gda/b2441>, Lawyer
Fish Plaque—Plastic With Adhesive, copyright HC, Inc., 1997, 2
pages (printed Oct. 25, 2007).

Bettelheim, M., [http://www.inklingmagazine.com/articles/evolu-
tions-bumper-sticker-battle-against-intelli...](http://www.inklingmagazine.com/articles/evolutions-bumper-sticker-battle-against-intelli...), “Evolution’s Bumper
Sticker War Against Intelligent Design,” *Inkling Magazine*, Apr. 5,
2007, 4 pages (printed Oct. 25, 2007).

* cited by examiner

Primary Examiner—Louis S Zarfaz

Assistant Examiner—Michelle E Wilson

(74) *Attorney, Agent, or Firm*—Ari M. Bai; Polsinelli Shalton
Flanigan Suelthaus PC

(57) **CLAIM**

The ornamental design for a emblem, as shown and
described:

DESCRIPTION

FIG. 1 is a perspective view of a emblem showing a new
design;

FIG. 2 is a side view of the emblem of FIG. 1;

FIG. 3 is an opposing side view of the emblem of FIG. 1;

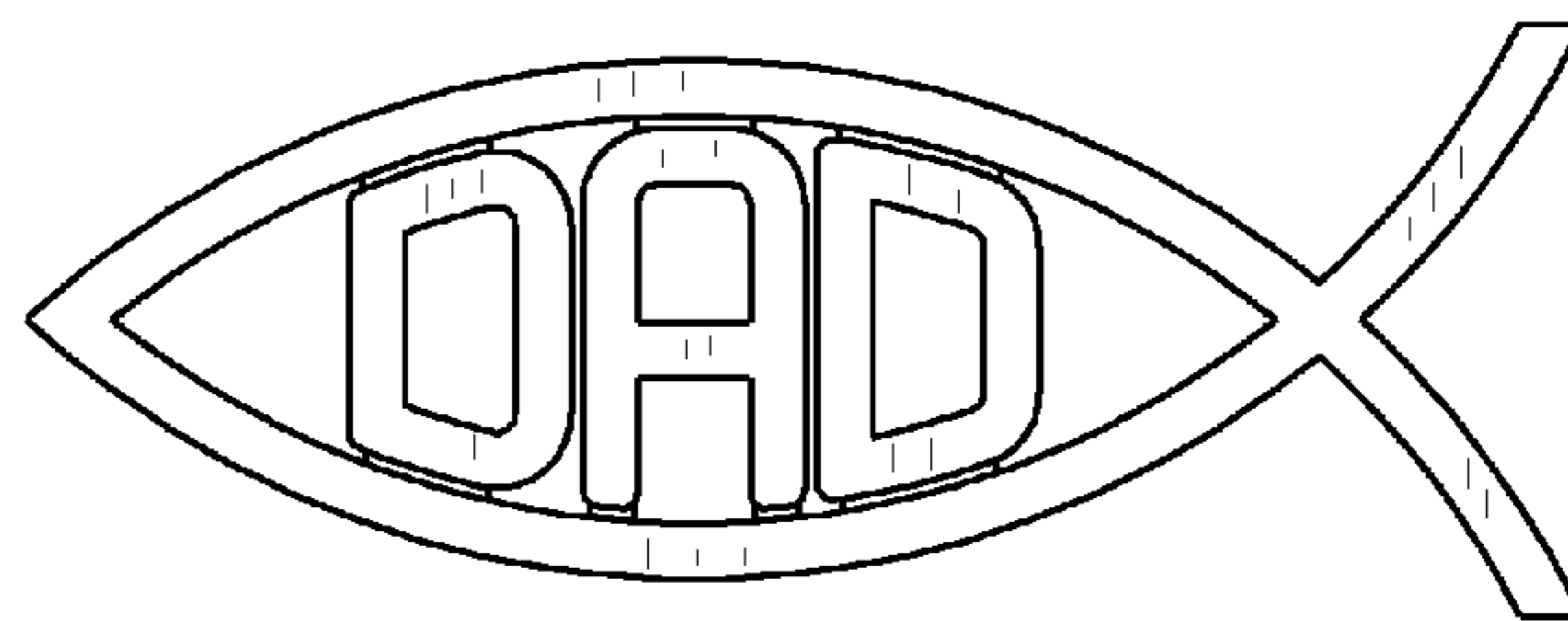
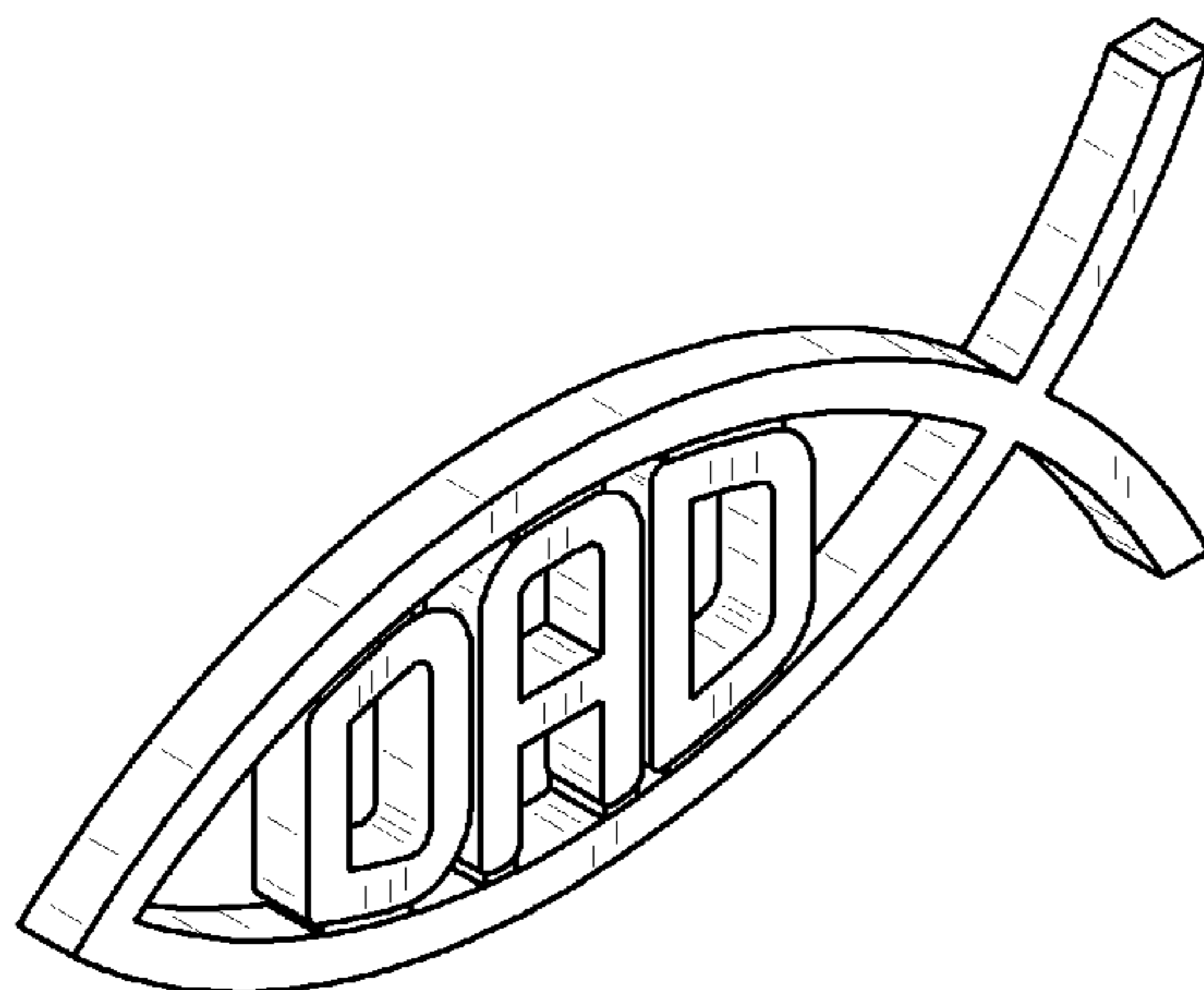
FIG. 4 is a top plan view of the emblem of FIG. 1;

FIG. 5 is a bottom plan view of the emblem of FIG. 1;

FIG. 6 is an end view of the emblem of FIG. 1; and,

FIG. 7 is an opposing end view of the emblem of FIG. 1.

1 Claim, 1 Drawing Sheet



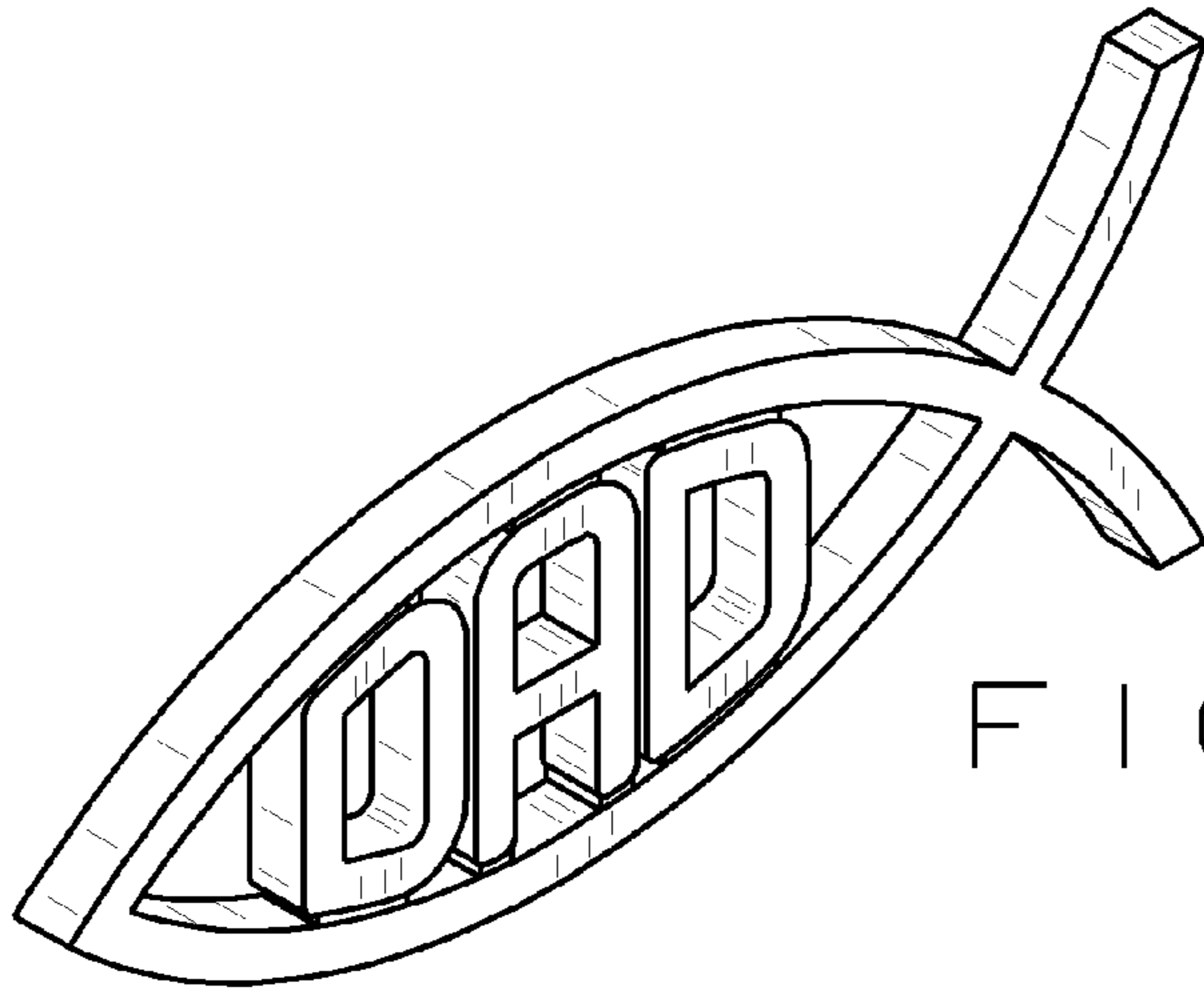


FIG. 1

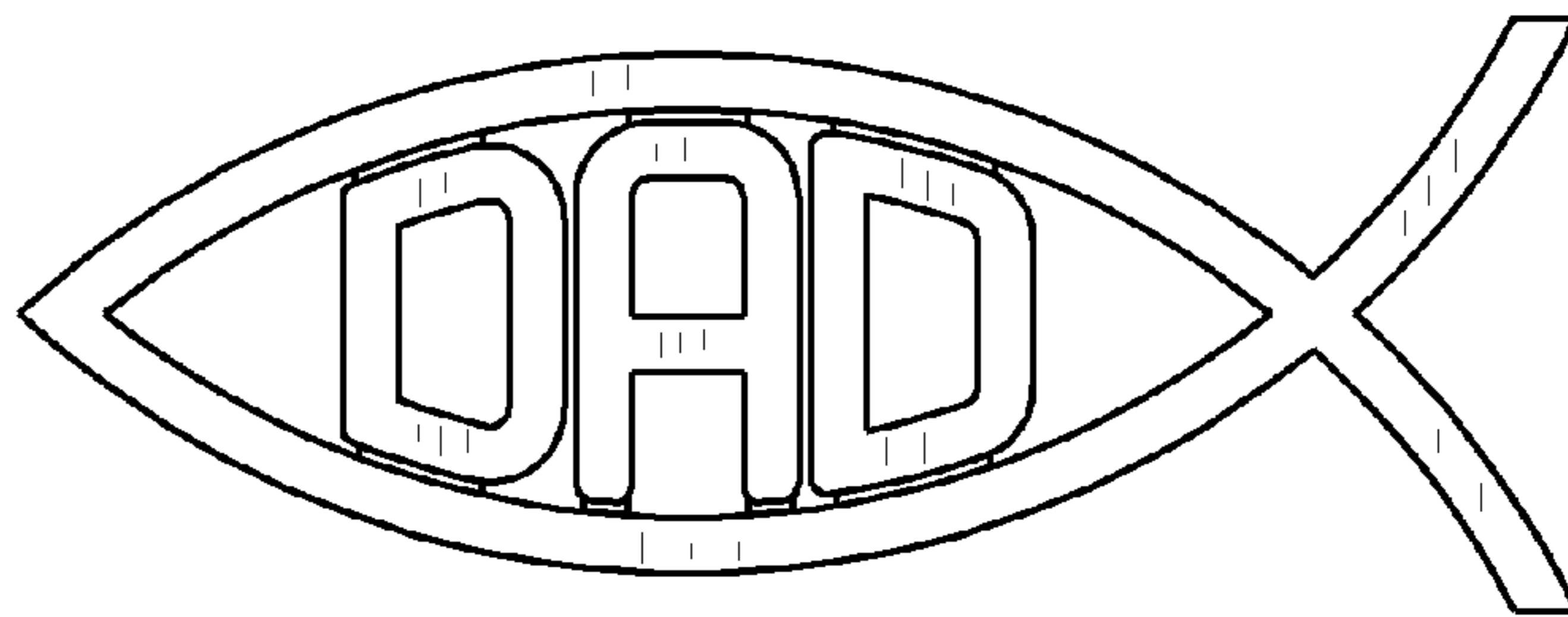


FIG. 2

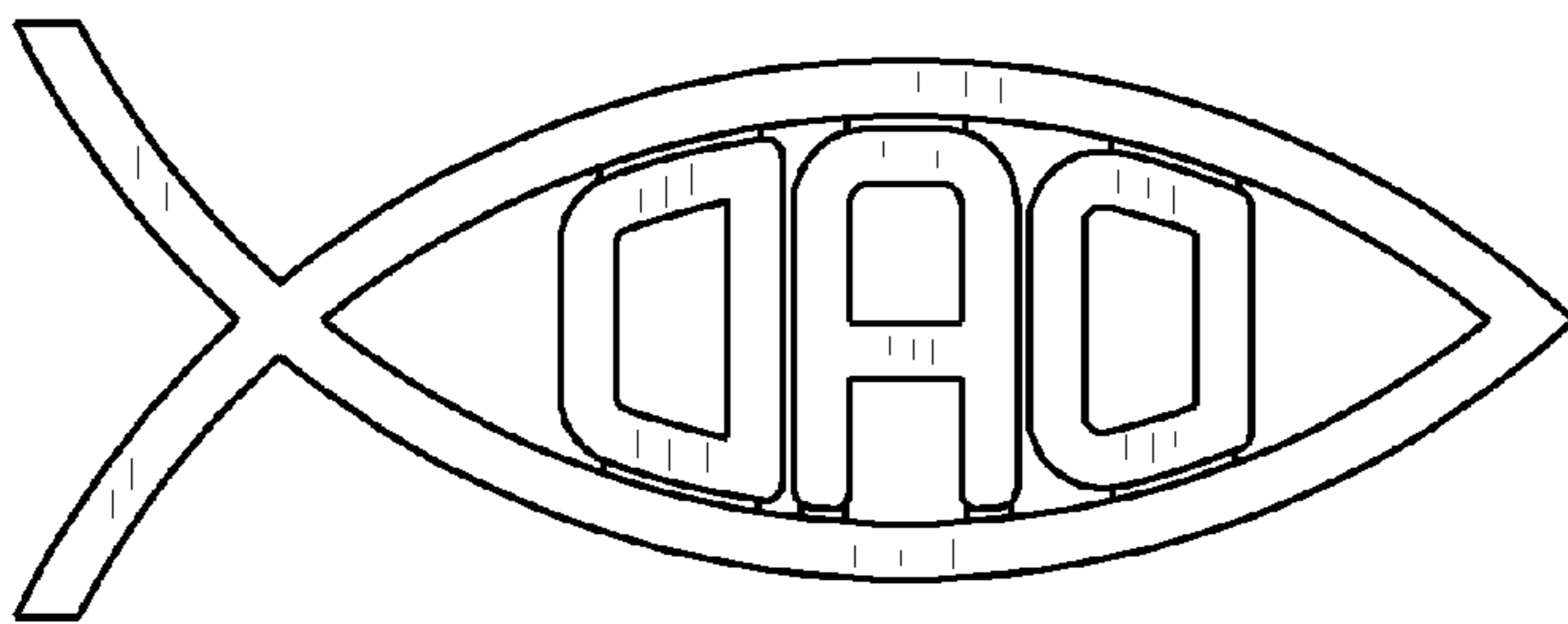


FIG. 3

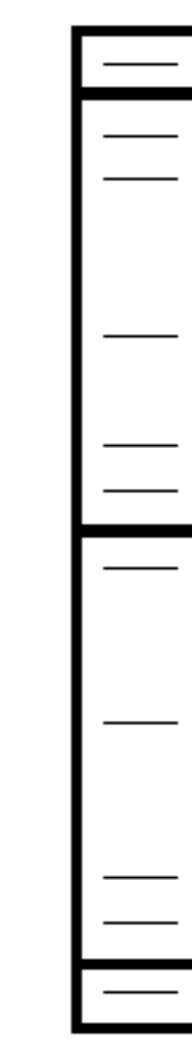


FIG. 6



FIG. 4



FIG. 5

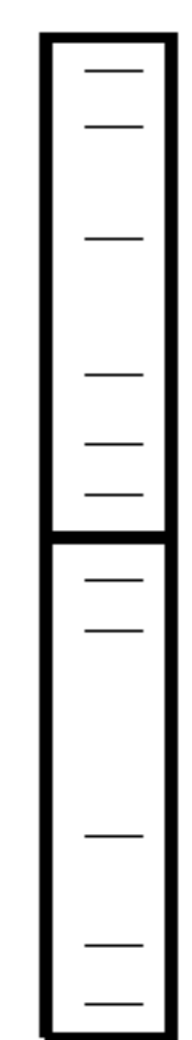


FIG. 7