



US00D587161S

(12) **United States Design Patent**  
**Davis**

(10) **Patent No.:** **US D587,161 S**  
(45) **Date of Patent:** **\*\* Feb. 24, 2009**

(54) **NATIVITY SCENE DECORATION  
INCLUDING SANTA CLAUS AND RUDOLPH**

(76) Inventor: **Marion Davis**, 3929 Tevis Cir.,  
Randallstown, MD (US) 21133

(\*\*) Term: **14 Years**

(21) Appl. No.: **29/318,667**

(22) Filed: **May 24, 2008**

(51) **LOC (9) Cl.** ..... **09-01**

(52) **U.S. Cl.** ..... **D11/123; D11/121; D11/122**

(58) **Field of Classification Search** ..... D11/117,  
D11/121, 122, 123, 125, 127, 128, 129, 131,  
D11/157, 158, 160; 428/7, 8, 9

See application file for complete search history.

(56) **References Cited**

**U.S. PATENT DOCUMENTS**

D48,009 S *	10/1915	McCann	.....	D11/122
D60,932 S *	5/1922	Beckerm	.....	D11/123
D67,415 S *	5/1925	Murray	.....	D11/130
D68,271 S *	9/1925	O'Connell	.....	D11/122
D78,386 S *	4/1929	Eckert	.....	D11/122
D78,736 S *	6/1929	Eckert	.....	D11/122
D79,354 S *	9/1929	Eckert	.....	D11/122
D123,192 S *	10/1940	Schafhausen	.....	D11/123
D138,822 S *	9/1944	Ochs	.....	D11/122
D139,213 S *	10/1944	Ochs	.....	D11/123
D175,650 S *	9/1955	Sala	.....	D11/130
D178,438 S *	7/1956	Walker et al.	.....	D26/100

D182,429 S *	4/1958	Miller	.....	D11/123
D182,430 S *	4/1958	Miller	.....	D11/123
3,916,548 A	11/1975	Langer		
4,253,267 A	3/1981	Kocolowski		
4,344,243 A	8/1982	Reszka		
D388,736 S *	1/1998	Cohen	.....	D21/401
D392,209 S *	3/1998	Hergert	.....	D11/129
D425,069 S *	5/2000	Suh	.....	D14/232
D435,229 S *	12/2000	Fairman	.....	D11/123
6,651,364 B2	11/2003	Hermanson et al.		
6,915,604 B2	7/2005	Haywood		
D564,936 S *	3/2008	Davis	.....	D11/123

\* cited by examiner

*Primary Examiner*—Stella M Reid

*Assistant Examiner*—Elizabeth J Oswecki

(57) **CLAIM**

The ornamental design for a Nativity scene decoration including Santa Claus and Rudolph, as shown and described.

**DESCRIPTION**

FIG. 1 is a front elevation view of a Nativity scene decoration including Santa Claus and Rudolph showing my new design;

FIG. 2 is a rear elevation view thereof;

FIG. 3 is a right elevation view thereof;

FIG. 4 is a top plan view thereof; and,

FIG. 5 is a bottom plan view thereof.

All sides not shown form no part of the claimed design.

**1 Claim, 4 Drawing Sheets**






FIG. 1




FIG. 2

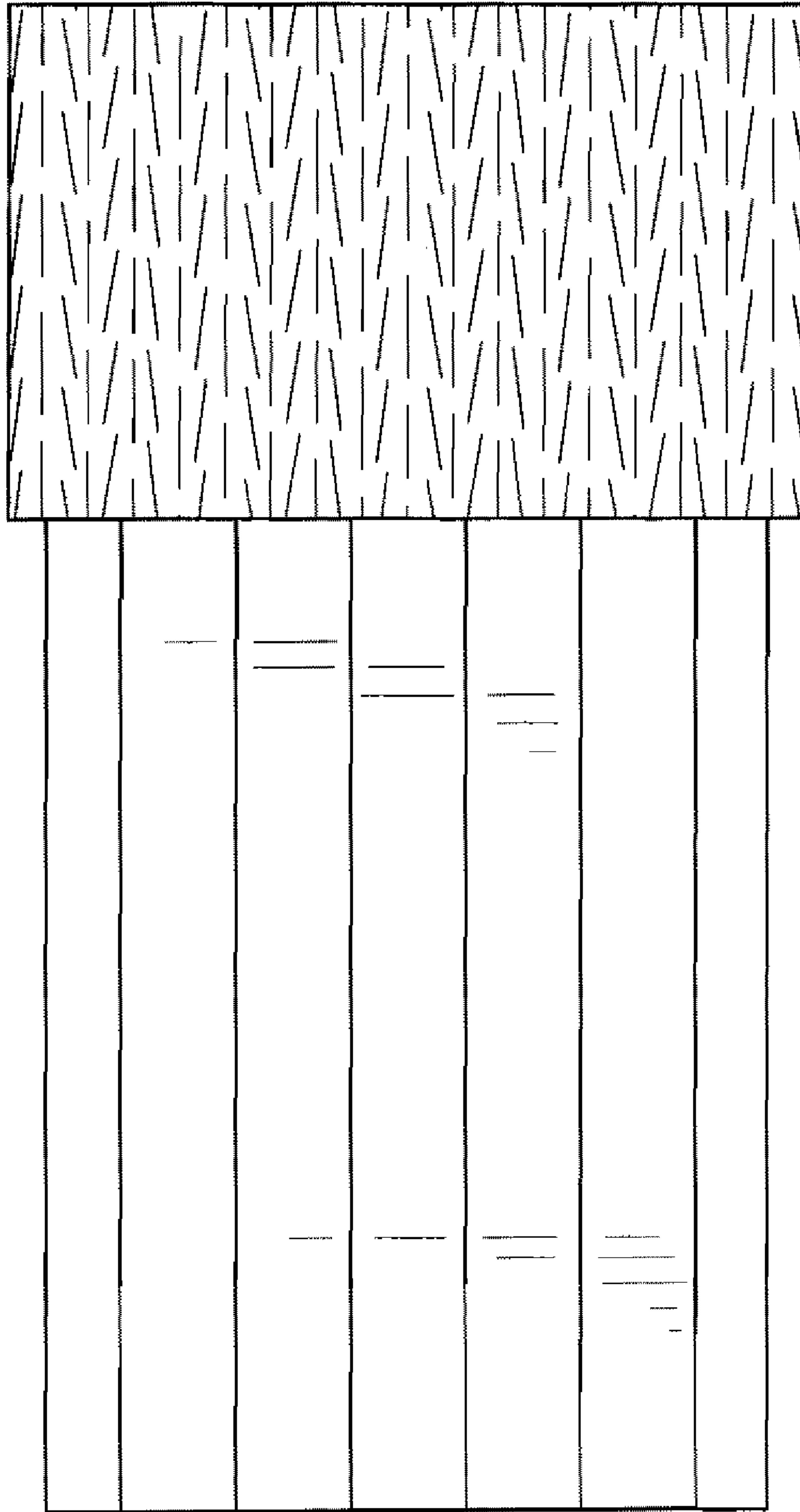


FIG. 3






FIG. 4




FIG. 5