



US00D587158S

(12) **United States Design Patent**
Trapani et al.

(10) **Patent No.:** **US D587,158 S**

(45) **Date of Patent:** **** Feb. 24, 2009**

(54) **MONEY CLIP**

D515,866 S * 2/2006 Wiedmeyer et al. D7/396.1
D527,898 S * 9/2006 Tavone D3/247
D537,752 S * 3/2007 Goldberg et al. D11/78.1

(76) Inventors: **Bryan Trapani**, 22 Winding Run La.,
Steamwood, IL (US) 80107; **Marie**
Rynne, 22 Winding Run La.,
Streamwood, IL (US) 80107

* cited by examiner

Primary Examiner—Ralf Seifert

(**) Term: **14 Years**

(57) **CLAIM**

(21) Appl. No.: **29/271,128**

The ornamental design for a money clip, as shown and described.

(22) Filed: **Jan. 10, 2007**

(51) **LOC (9) Cl.** **11-02**

(52) **U.S. Cl.** **D11/78.1**

(58) **Field of Classification Search** D11/78.1;
D3/215, 247; 40/630, 633; D19/26; 224/222;
D8/395; 24/60, 485

See application file for complete search history.

DESCRIPTION

FIG. 1 is a top plan view of a money clip showing my new design;

FIG. 2 is a bottom plan view thereof;

FIG. 3 is a side elevational view thereof;

FIG. 4 is a front elevational thereof;

FIG. 5 is a rear elevational view thereof; and,

FIG. 6 is a top plan view showing the present invention positioned about a stack of paper bills.

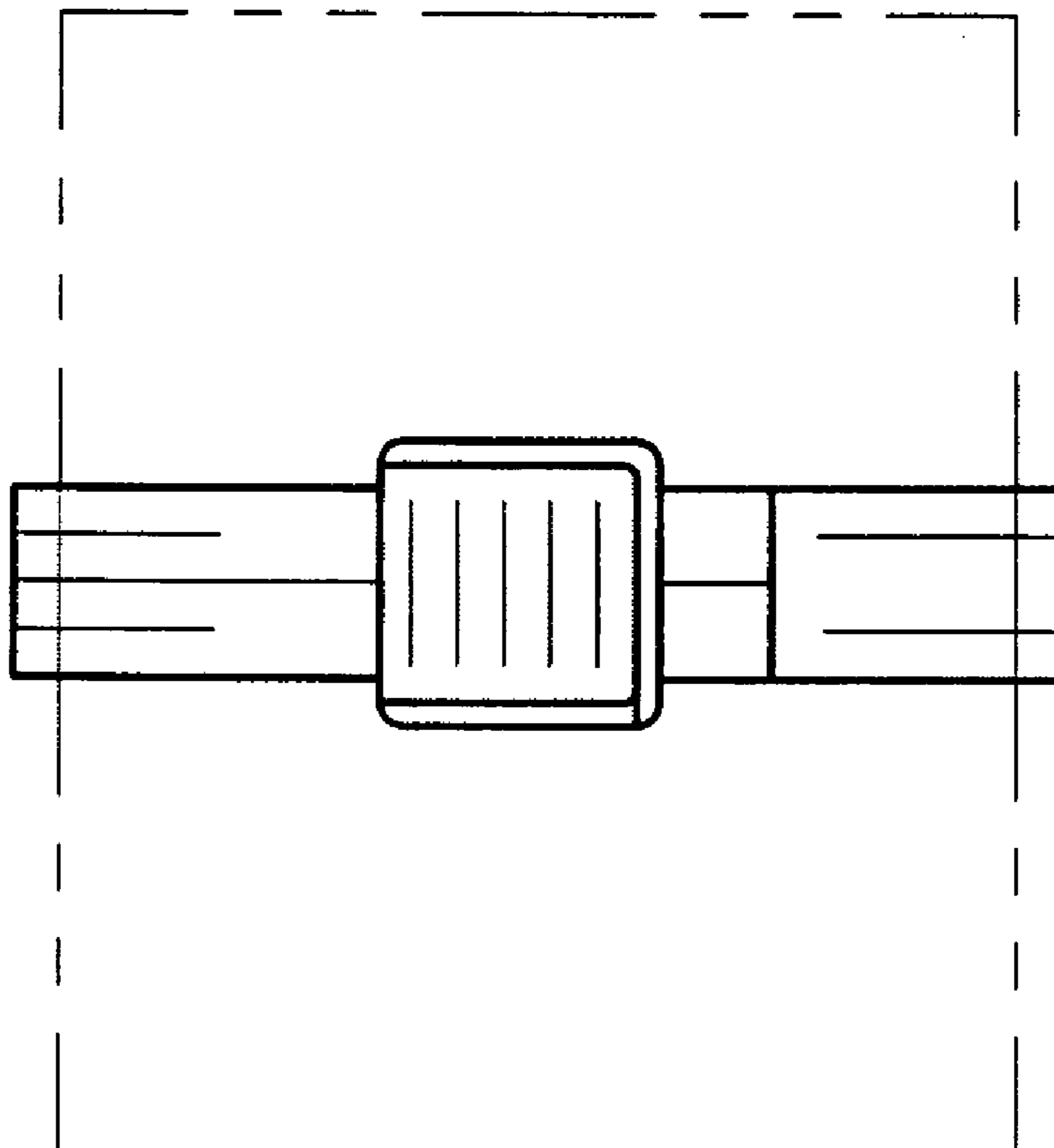
The indicia or broken lines shown on the figures are for illustrative purposes only and are hereby disclaimed as forming no part of Applicant's claimed invention.

(56) **References Cited**

U.S. PATENT DOCUMENTS

1,761,809 A * 6/1930 Ancla 24/17 R
5,279,019 A 1/1994 Knickle
5,367,752 A 11/1994 Petty
D368,231 S * 3/1996 McFadden D11/4
D428,823 S * 8/2000 Davi D11/78.1
6,205,622 B1 3/2001 Odishoo
D447,438 S * 9/2001 DiLibero D11/78.1

1 Claim, 6 Drawing Sheets



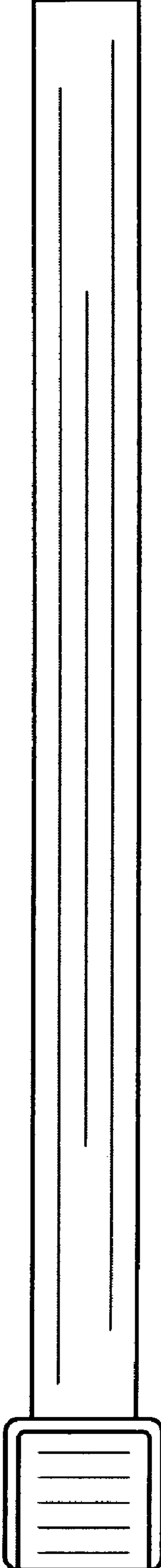


FIG. 1

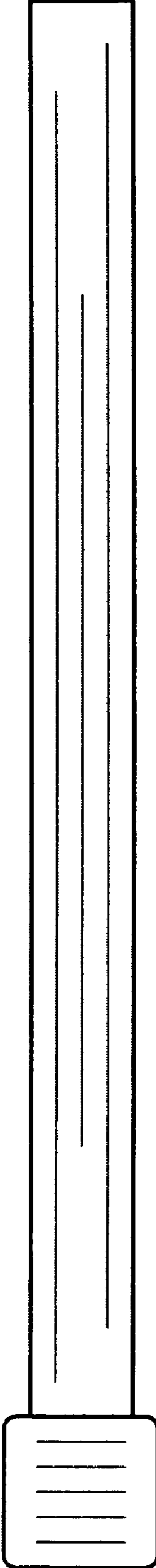


FIG. 2

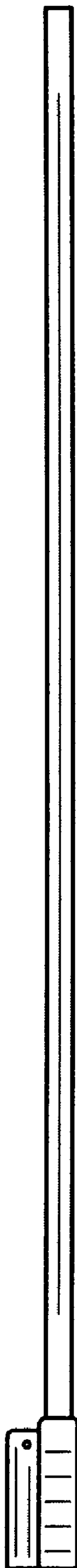


FIG. 3



FIG. 4



FIG. 5

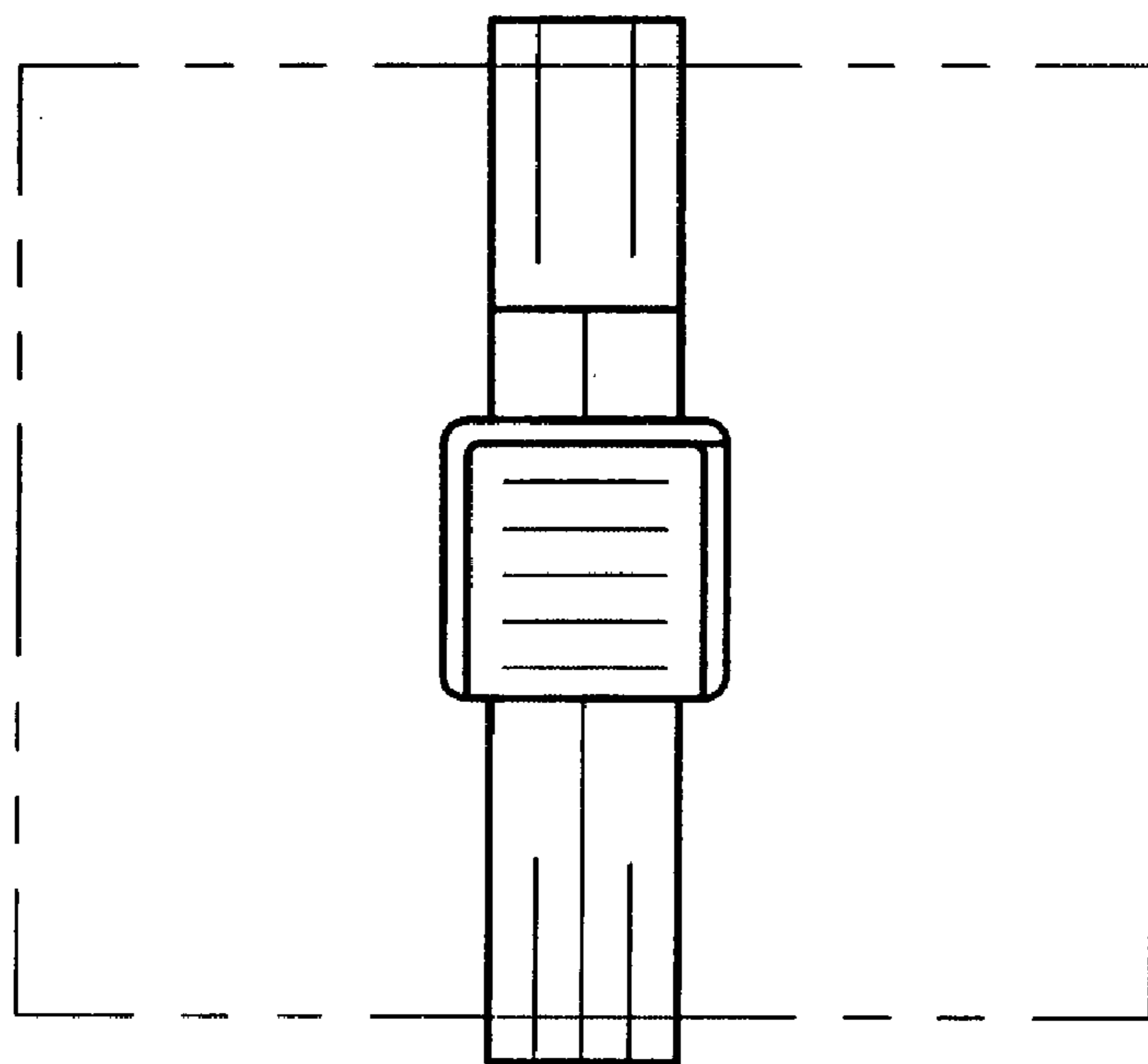


FIG. 6