



US00D587125S

(12) **United States Design Patent**
Bourne

(10) **Patent No.:** **US D587,125 S**

(45) **Date of Patent:** **** Feb. 24, 2009**

(54) **CONTAINER**

(75) Inventor: **Damien Bourne**, Le Havre Cedex (FR)

(73) Assignee: **Sidel Participations**, Octeville sur Mer (FR)

(**) Term: **14 Years**

(21) Appl. No.: **29/290,963**

(22) Filed: **Feb. 4, 2008**

(30) **Foreign Application Priority Data**

Oct. 29, 2007 (EP) 816 772

(51) **LOC (9) Cl.** **09-01**

(52) **U.S. Cl.** **D9/539; D9/551; D9/552; D9/557**

(58) **Field of Classification Search** D9/500, D9/502, 516, 529-530, 537, 540, 543, 549, D9/551, 557-558, 560, 564-570, 574-575, D9/454; D24/197; 215/381-384; D7/510
See application file for complete search history.

(56) **References Cited**

U.S. PATENT DOCUMENTS

D92,098 S *	4/1934	Little	D9/502
D157,488 S *	2/1950	Graf	D9/502
D167,914 S *	10/1952	Taranton	D24/197
D204,164 S *	3/1966	Melind	D9/530 X
D222,961 S *	2/1972	Edwards	D9/502
D227,222 S *	6/1973	Plummer	D9/543
D237,853 S *	12/1975	Katz	D9/500 X
D314,136 S *	1/1991	Malvoisin	D9/502

D315,409 S *	3/1991	Baarber	D24/197
D410,821 S *	6/1999	Huang	D7/608
D412,085 S *	7/1999	Roush et al.	D7/396.2
6,722,514 B2 *	4/2004	Renz	215/384
D504,049 S *	4/2005	Morano et al.	D7/510 X
D506,931 S *	7/2005	Delmotte	D9/538
6,959,827 B2 *	11/2005	Morano et al.	215/396
D543,847 S *	6/2007	Yelland	D9/502
D548,083 S *	8/2007	Bourne	D9/502
D561,044 S *	2/2008	Lepoitevin	D9/658
D570,700 S *	6/2008	Laupie	D9/552 X

* cited by examiner

Primary Examiner—Carol Rademaker

(74) *Attorney, Agent, or Firm*—McKenna Long & Aldridge LLP

(57) **CLAIM**

The ornamental design for a container, as shown and described.

DESCRIPTION

FIG. 1 is a front elevational view of the container of the present invention;

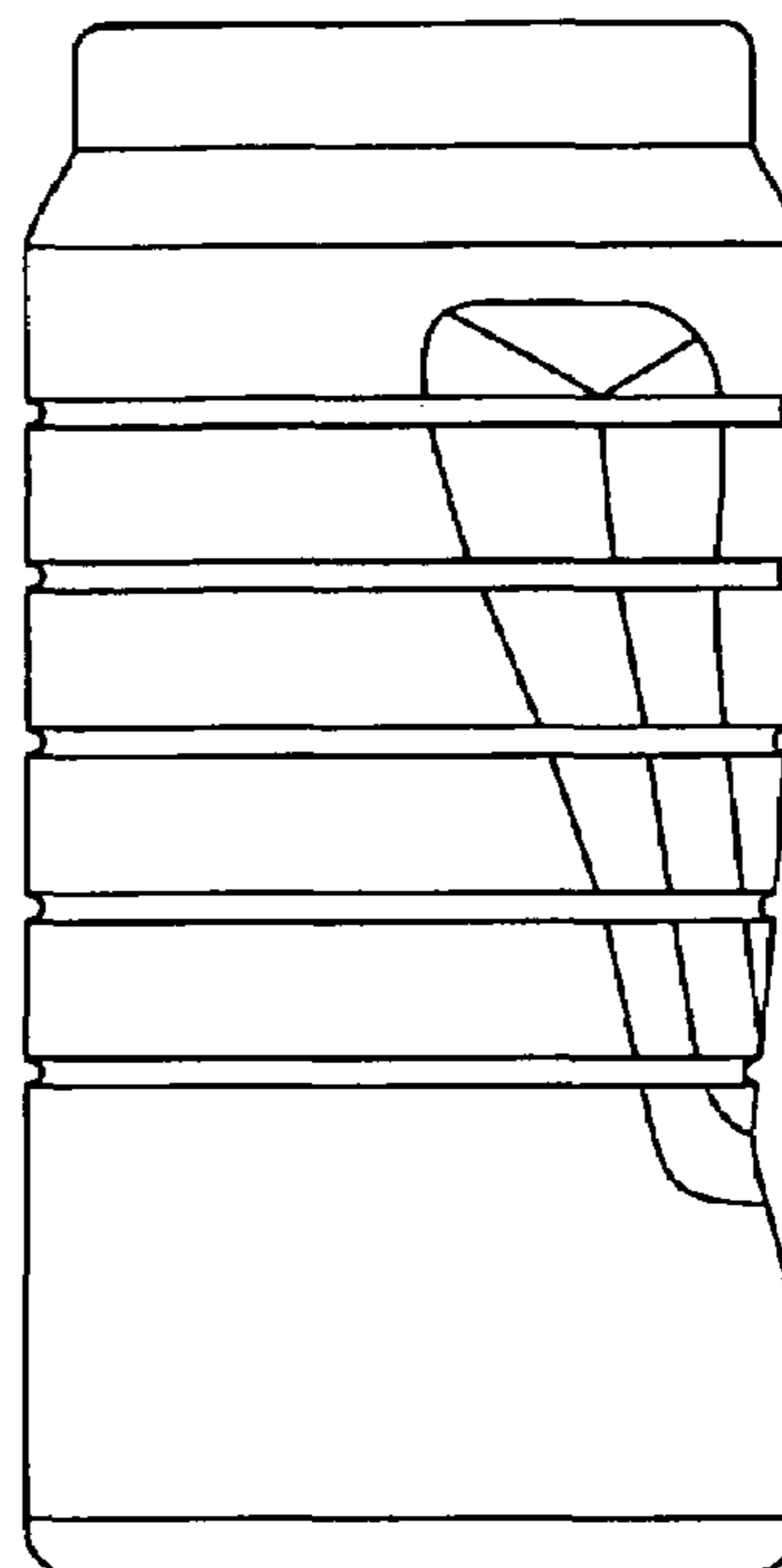
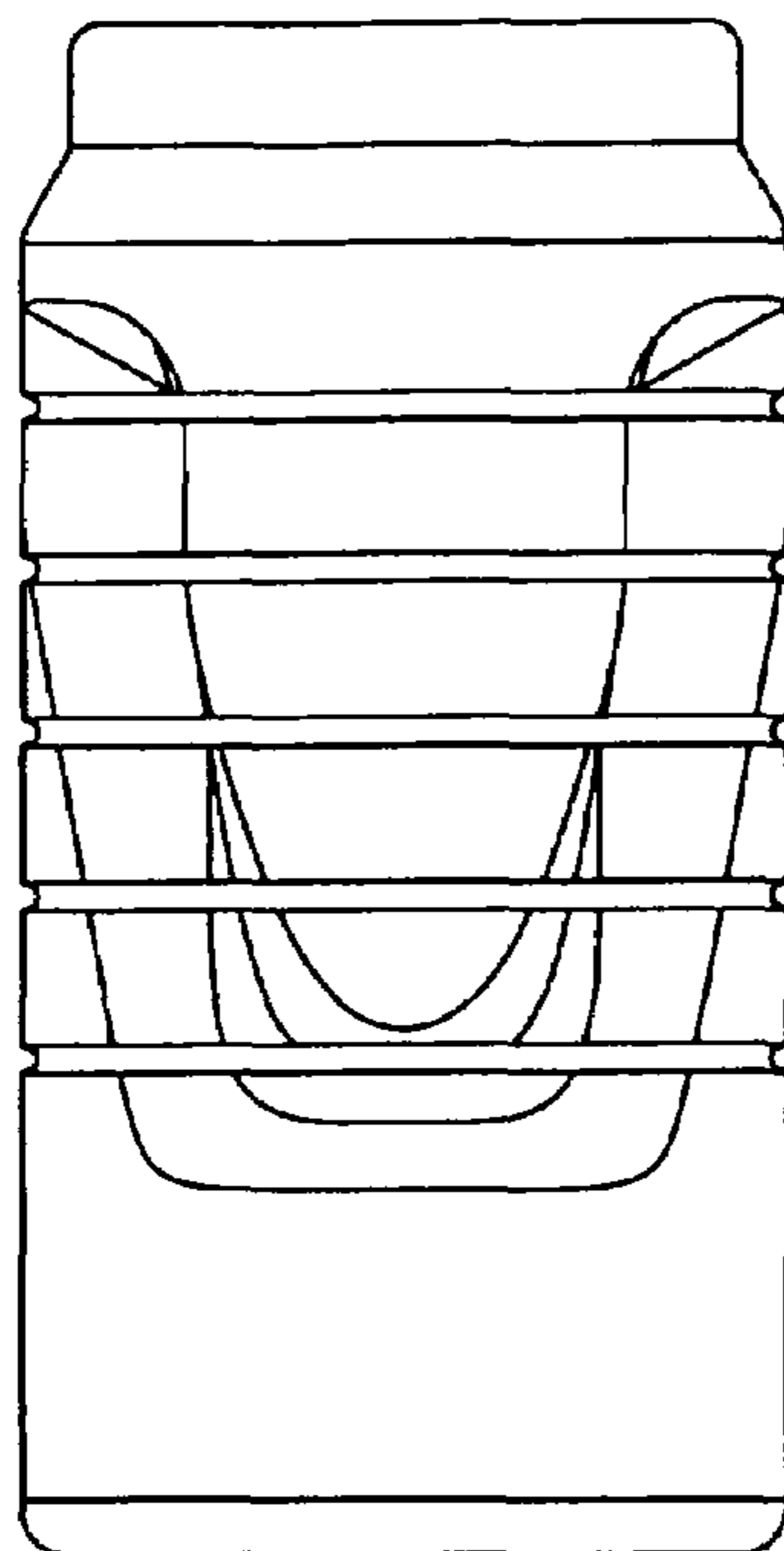
FIG. 2 is a left side elevational view thereof;

FIG. 3 is a, top, rear, left side perspective view thereof; and,

FIG. 4 is a top plan view thereof.

The broken line shown in the FIG. 4 drawing view is included for the purpose of defining the top boundary of the claim, the area within this circular boundary line now shown as environmental structure that forms no part of the claimed design.

1 Claim, 1 Drawing Sheet



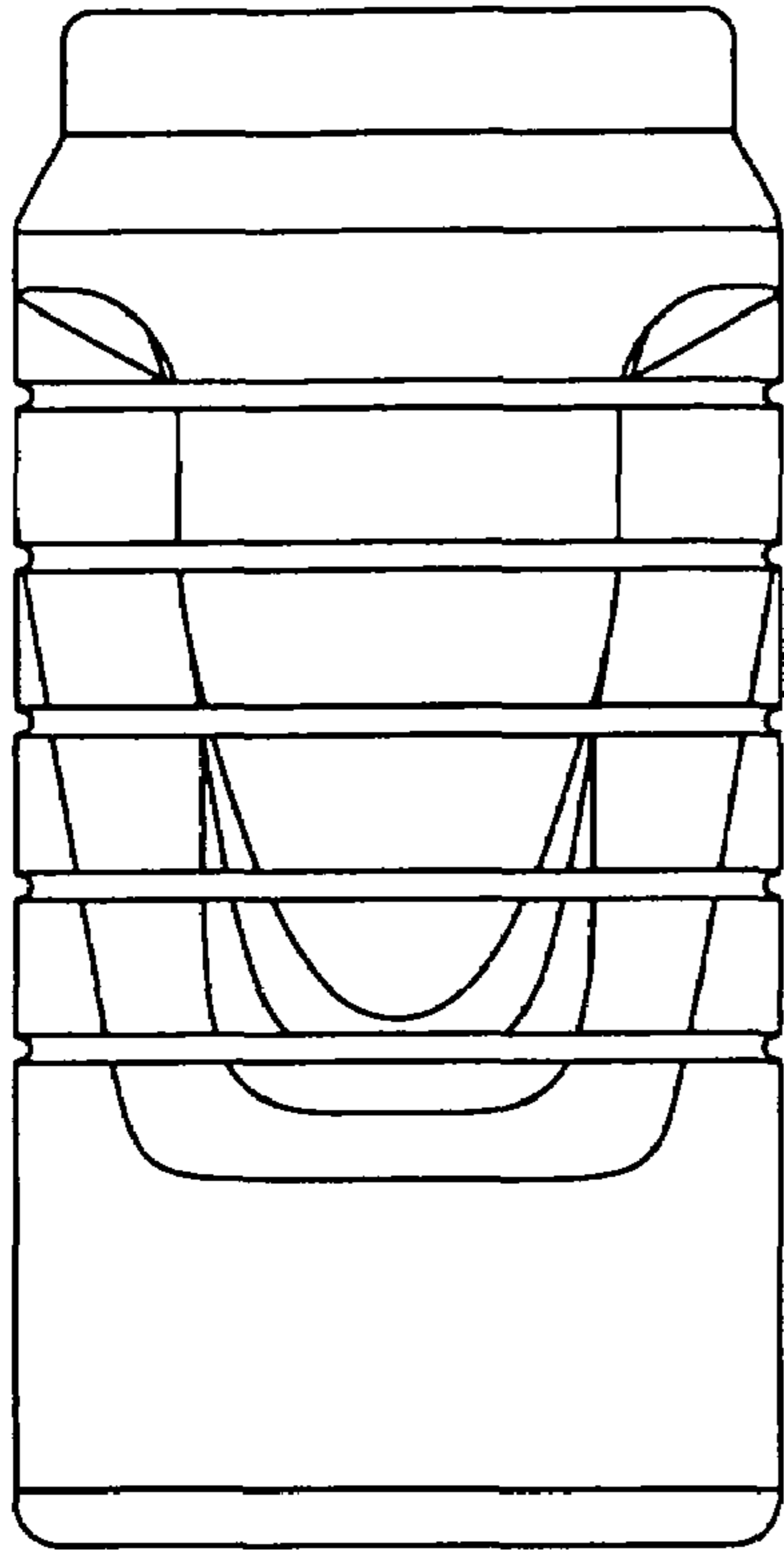


FIG. 1

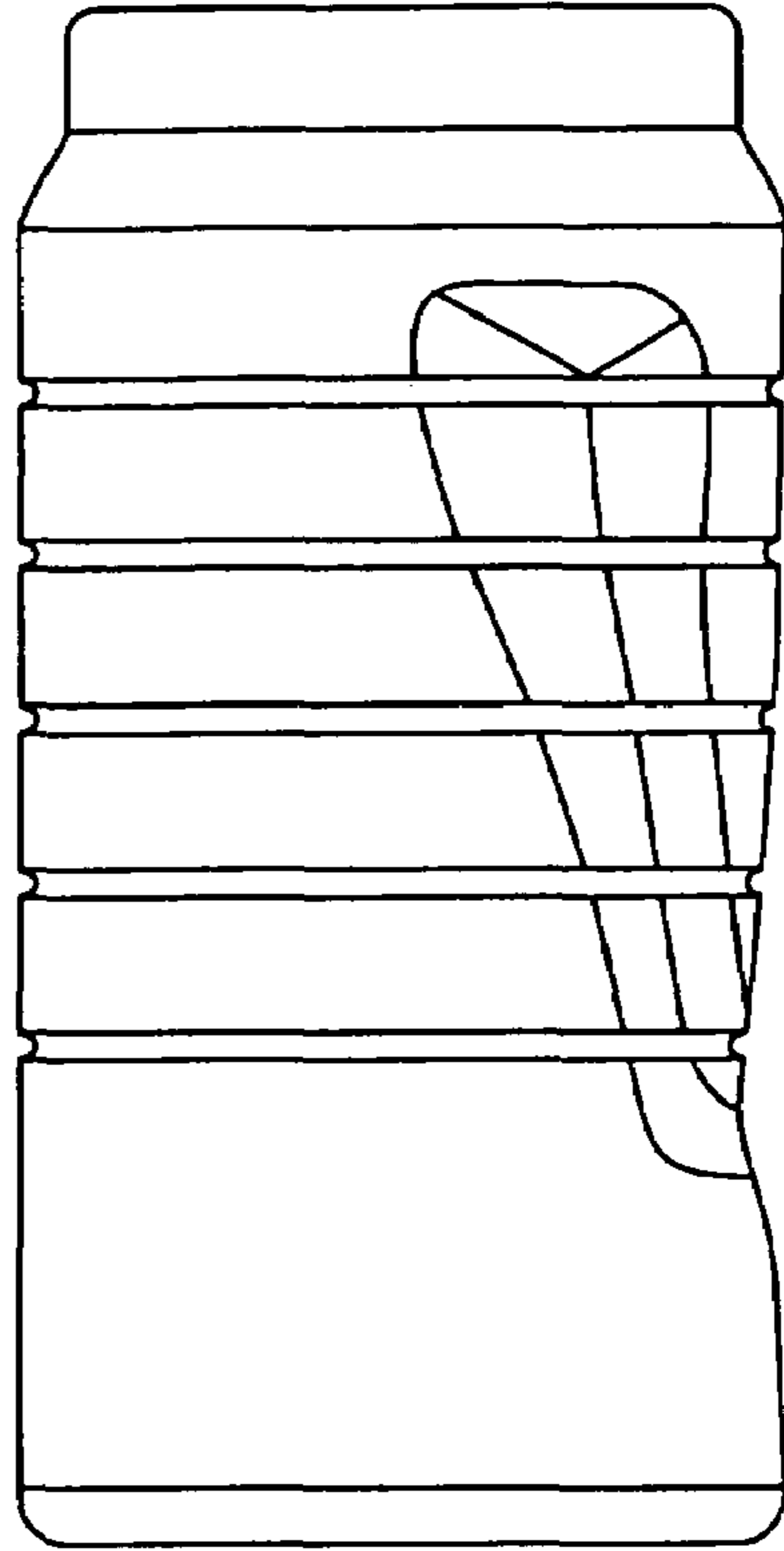


FIG. 2

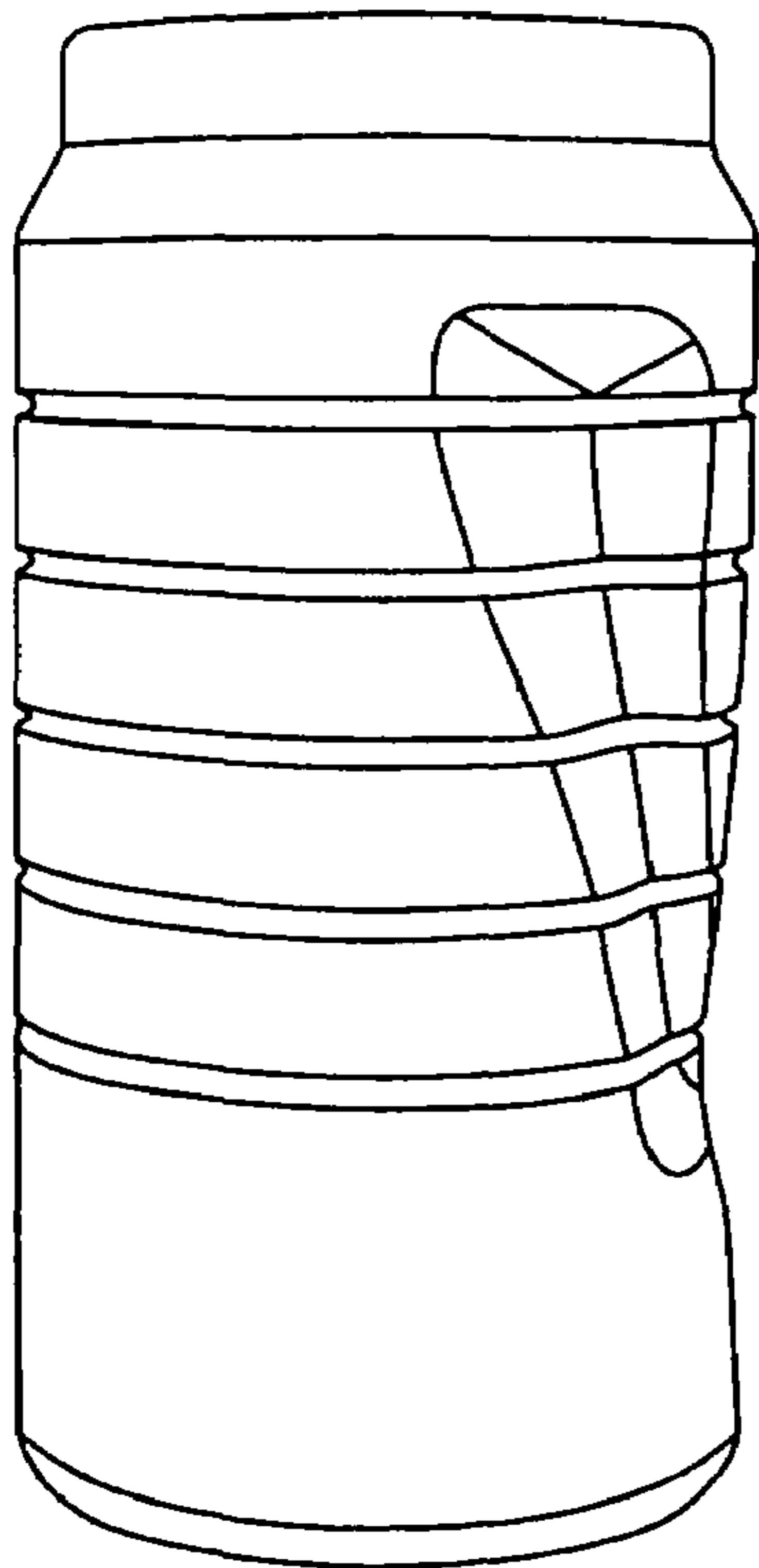


FIG. 3

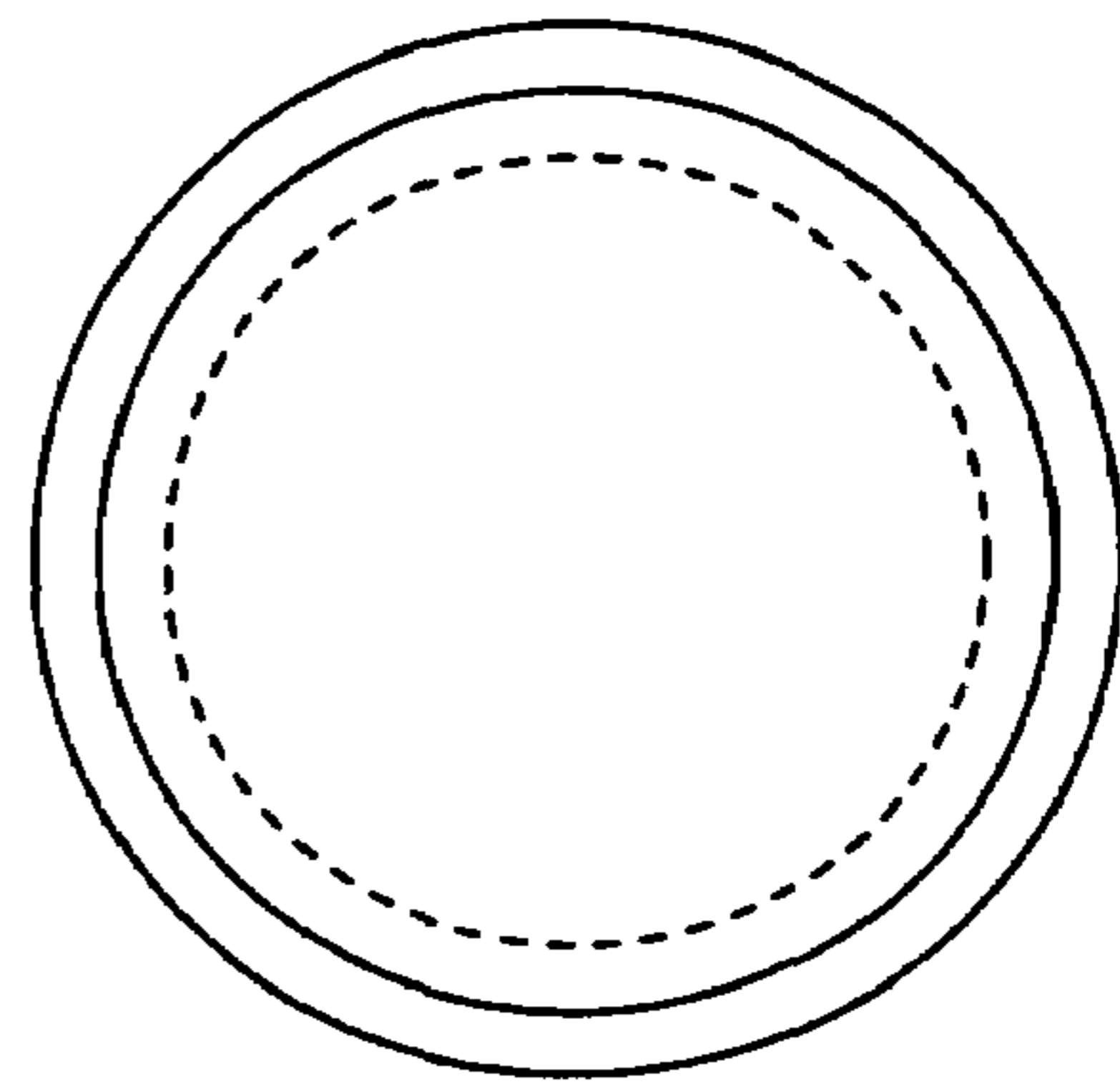


FIG. 4