



US00D587120S

(12) **United States Design Patent**  
**Meillerais**

(10) **Patent No.:** **US D587,120 S**  
(45) **Date of Patent:** **\*\* Feb. 24, 2009**

(54) **BOTTLE**

(75) Inventor: **Sylvain Meillerais**, Le Havre Cedex  
(FR)

(73) Assignee: **Sidel Participations**, Octeville sur Mer  
(FR)

(\*\*) Term: **14 Years**

(21) Appl. No.: **29/290,213**

(22) Filed: **Nov. 5, 2007**

(30) **Foreign Application Priority Data**

Jun. 25, 2007 (EP) ..... 746 110

(51) **LOC (9) Cl.** ..... **09-01**

(52) **U.S. Cl.** ..... **D9/520; D9/537; D9/538**

(58) **Field of Classification Search** ..... D9/516,  
D9/520, 522, 529, 530, 537, 539, 540, 542,  
D9/543, 544, 545, 549, 551, 552, 554, 558,  
D9/564, 565, 567, 571, 574, 575, 381-385,  
D9/396, 398

See application file for complete search history.

(56) **References Cited**

**U.S. PATENT DOCUMENTS**

D358,547 S \* 5/1995 Darr ..... D9/520  
5,464,106 A \* 11/1995 Slat et al. .... 215/12.1  
D383,677 S \* 9/1997 Darr ..... D9/520  
D409,919 S \* 5/1999 Young ..... D9/520  
D435,219 S \* 12/2000 Williams et al. .... D9/538

D443,519 S \* 6/2001 Warner et al. .... D9/538  
D469,697 S \* 2/2003 Herrin et al. .... D9/539  
D534,080 S \* 12/2006 Mody et al. .... D9/516  
D556,044 S \* 11/2007 Hirata ..... D9/538  
D556,580 S \* 12/2007 Yamada ..... D9/520  
D565,961 S \* 4/2008 Dellevigne ..... D9/550  
D576,049 S \* 9/2008 Trollope et al. .... D9/550  
D576,886 S \* 9/2008 Venkataraman et al. .... D9/550  
D577,291 S \* 9/2008 Kinmont et al. .... D9/516

\* cited by examiner

*Primary Examiner*—Stella M Reid

*Assistant Examiner*—Elizabeth J Oswecki

(74) *Attorney, Agent, or Firm*—McKenna Long & Aldridge  
LLP

(57) **CLAIM**

The ornamental design for a bottle, as shown and described.

**DESCRIPTION**

FIG. 1 is a first perspective view of a bottle showing my new design;

FIG. 2 is a second perspective view thereof;

FIG. 3 is a first side elevation view thereof;

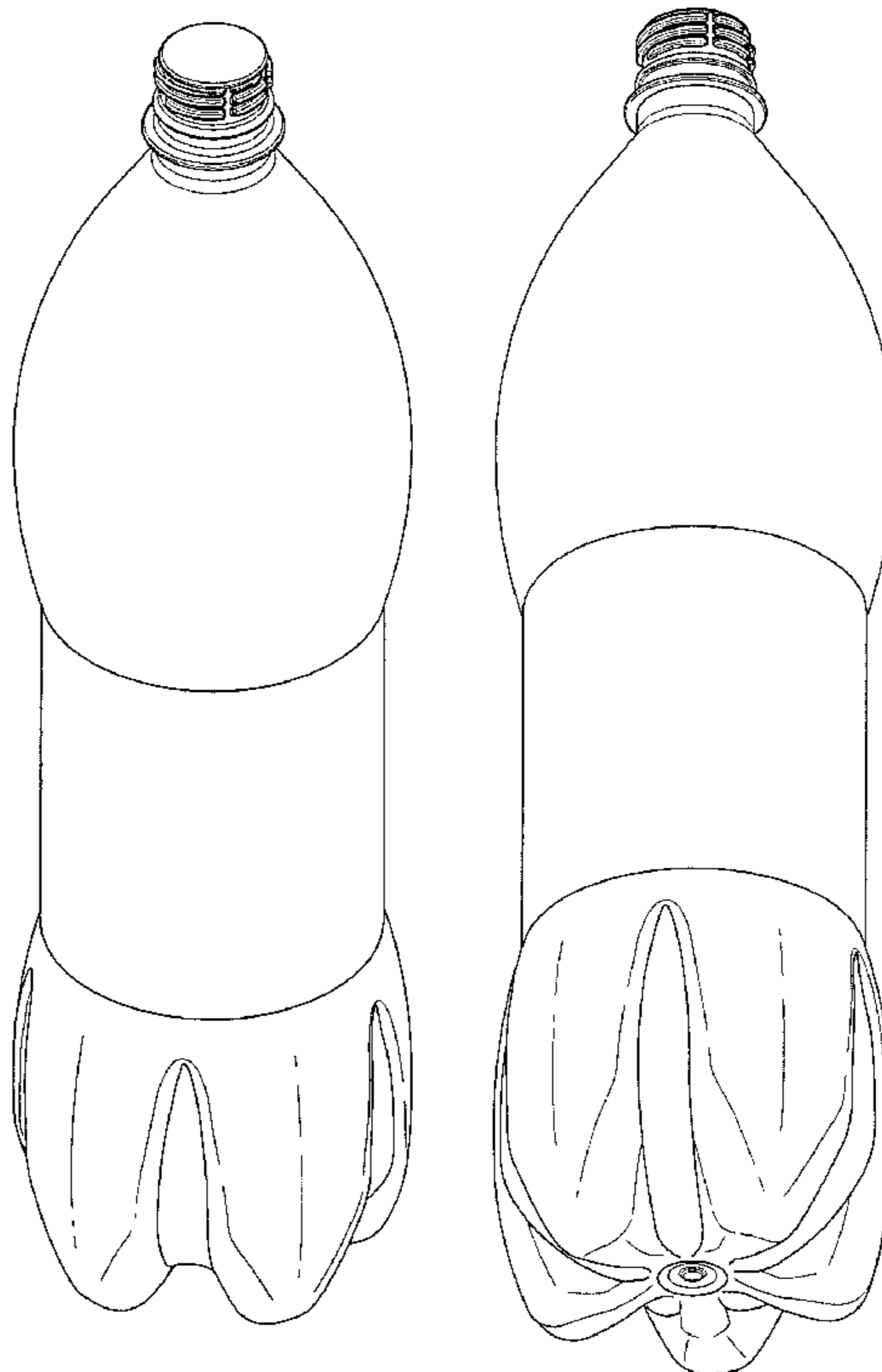
FIG. 4 is a second side elevation view thereof;

FIG. 5 is a third side elevation view thereof;

FIG. 6 is a top plan view thereof; and,

FIG. 7 is a bottom plan view thereof.

**1 Claim, 6 Drawing Sheets**



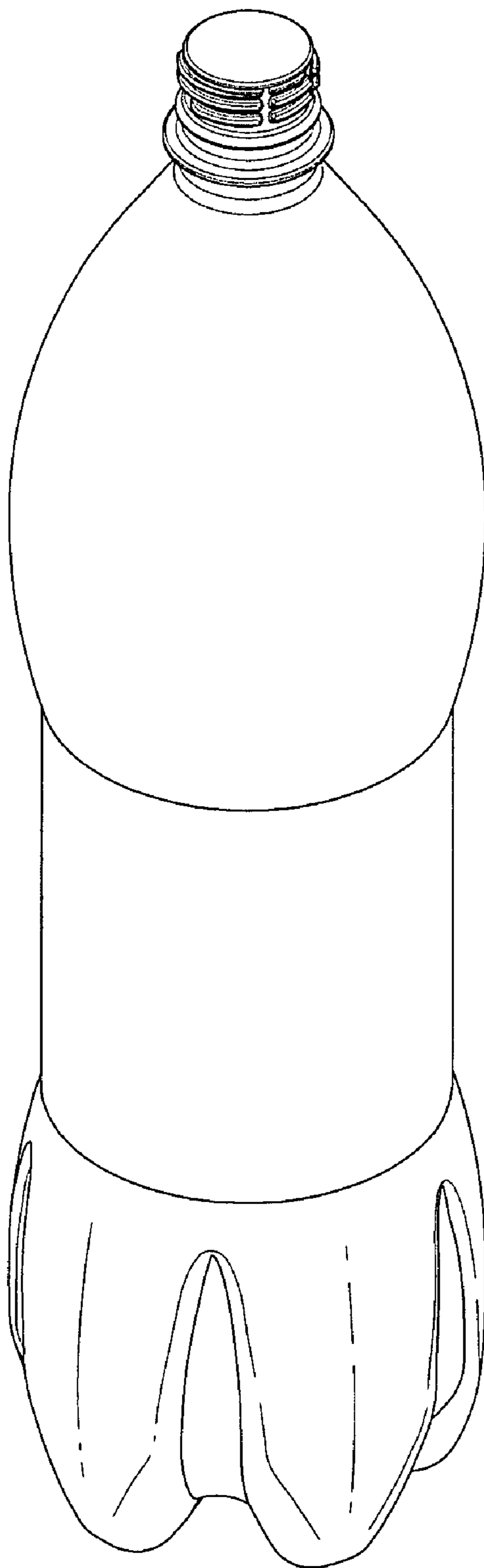


FIG. 1

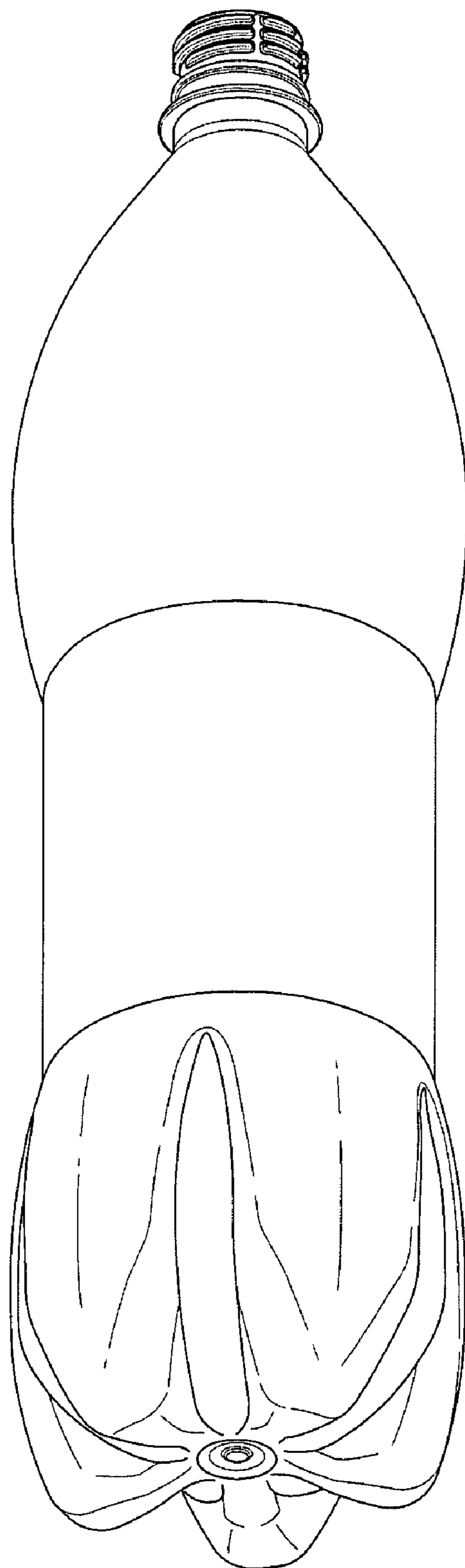


FIG. 2

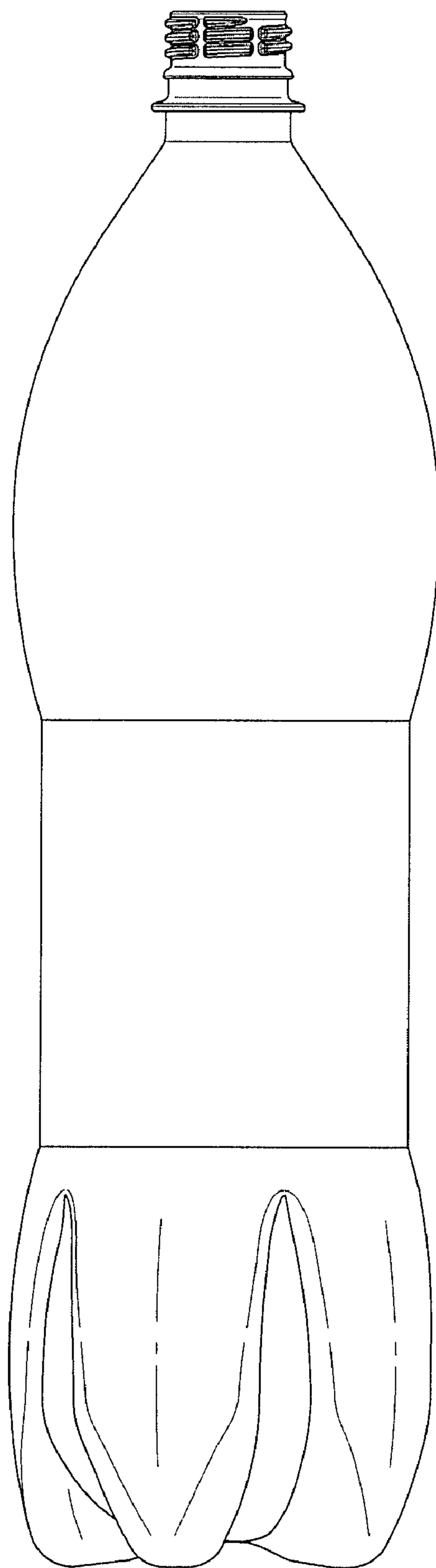


FIG. 3




FIG. 4




FIG. 5

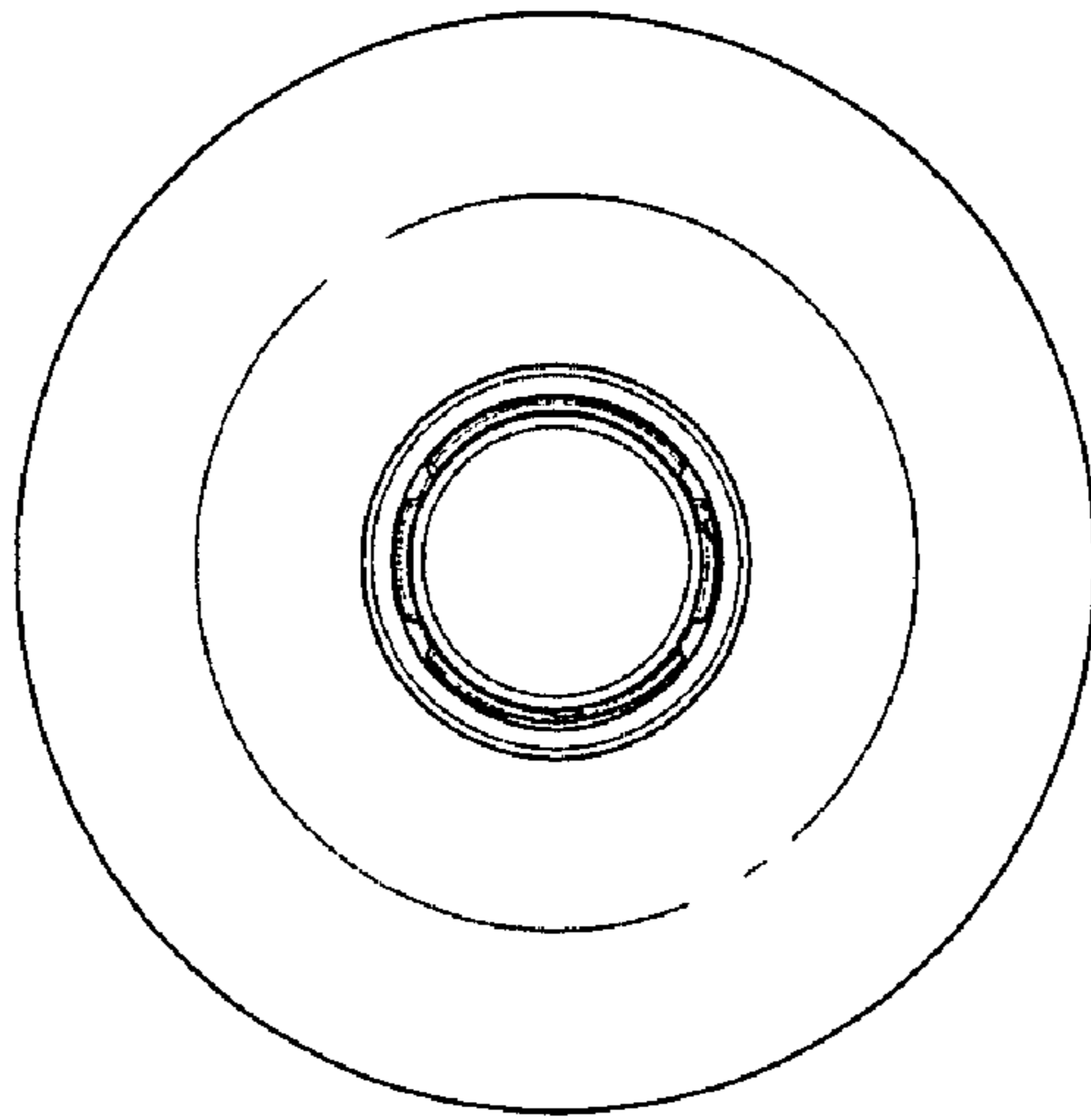


FIG. 6

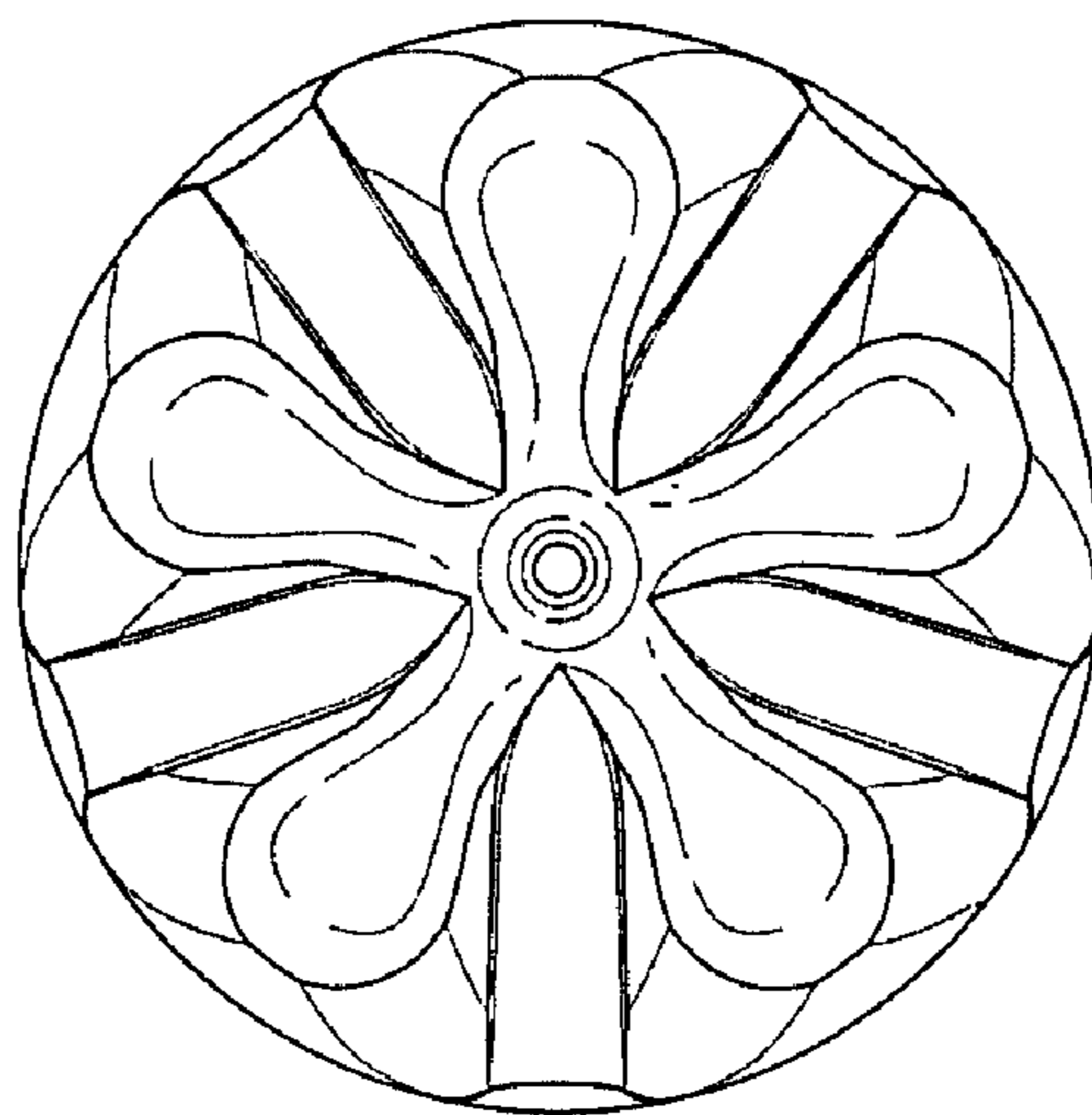


FIG. 7