



US00D587101S

(12) **United States Design Patent**
Morgan

(10) **Patent No.:** **US D587,101 S**
(45) **Date of Patent:** **** Feb. 24, 2009**

(54) **WIRE ORGANIZER**

(76) Inventor: **Wayne B. Morgan**, 482 Fawn Cove La.,
Ames, IA (US) 50010

(**) Term: **14 Years**

(21) Appl. No.: **29/298,560**

(22) Filed: **Dec. 7, 2007**

Related U.S. Application Data

(63) Continuation-in-part of application No. 29/262,773,
filed on Jul. 11, 2006, now Pat. No. Des. 568,723.

(51) **LOC (9) Cl.** **08-08**

(52) **U.S. Cl.** **D8/356**

(58) **Field of Classification Search** D8/105,
D8/107, 333, 349, 354, 356, 358, 360, 360.1,
D8/367, 373, 382, 383, 394-396, 400; D23/261;
D26/38; 24/18, 197, 561; 174/153 G, 650,
174/656, 135; 242/400.1, 405.1, 405.2, 600,
242/603, 604, 604.1, 607, 608, 608.6, 608.7,
242/609, 916; 248/65, 74.1-74.4, 201, 214,
248/215, 229.26, 302, 304, 316.7, 316.8;
439/367, 369, 371, 472; 211/119; D13/153;
224/268, 269, 666

See application file for complete search history.

(56) **References Cited**

U.S. PATENT DOCUMENTS

2,397,291 A	3/1946	Robertson	
D190,429 S	5/1961	Hoagland	
D206,876 S	2/1967	Emley	
3,890,459 A	6/1975	Caveney	
4,114,241 A	9/1978	Bisping	
D256,303 S	8/1980	Rieman	
4,244,544 A	1/1981	Kornat	
4,431,152 A *	2/1984	Reed, Jr.	248/65
D303,192 S	9/1989	Bogar	
4,874,908 A *	10/1989	Johansson	174/72 A
D311,487 S *	10/1990	Platt	D8/396
4,971,271 A	11/1990	Sularz	
4,993,961 A *	2/1991	Hisatomi et al.	439/125

D316,954 S *	5/1991	Glaser et al.	D8/71
5,209,441 A	5/1993	Satoh	
D336,929 S	6/1993	Mori	
5,316,246 A	5/1994	Scott	
5,487,475 A *	1/1996	Knee	211/70.8
5,566,269 A	10/1996	Eberle	
D378,408 S	3/1997	Pyeatt	
5,607,126 A	3/1997	Cordola	
5,615,850 A	4/1997	Cloninger	
D386,388 S *	11/1997	Antonucci	D8/354
5,954,301 A	9/1999	Joseph	
6,206,330 B1	3/2001	Oi	
6,227,502 B1	5/2001	Derman	
6,241,198 B1	6/2001	Maruyama	
6,360,051 B1	3/2002	Daoud	
D488,054 S	4/2004	Myers	
D568,723 S *	5/2008	Morgan	D8/356
2003/0132352 A1 *	7/2003	Weaver	248/68.1
2005/0189453 A1	9/2005	DeGuevara	

* cited by examiner

Primary Examiner—T. Chase Nelson

Assistant Examiner—Karen Acker

(74) *Attorney, Agent, or Firm*—Sturm & Fix LLP

(57) **CLAIM**

The ornamental design for a wire organizer, as shown and described.

DESCRIPTION

FIG. 1 is a front perspective view of the wire organizer showing my new design;

FIG. 2 is a front elevational view of the wire organizer thereof;

FIG. 3 is a rear side elevational view of the wire organizer thereof;

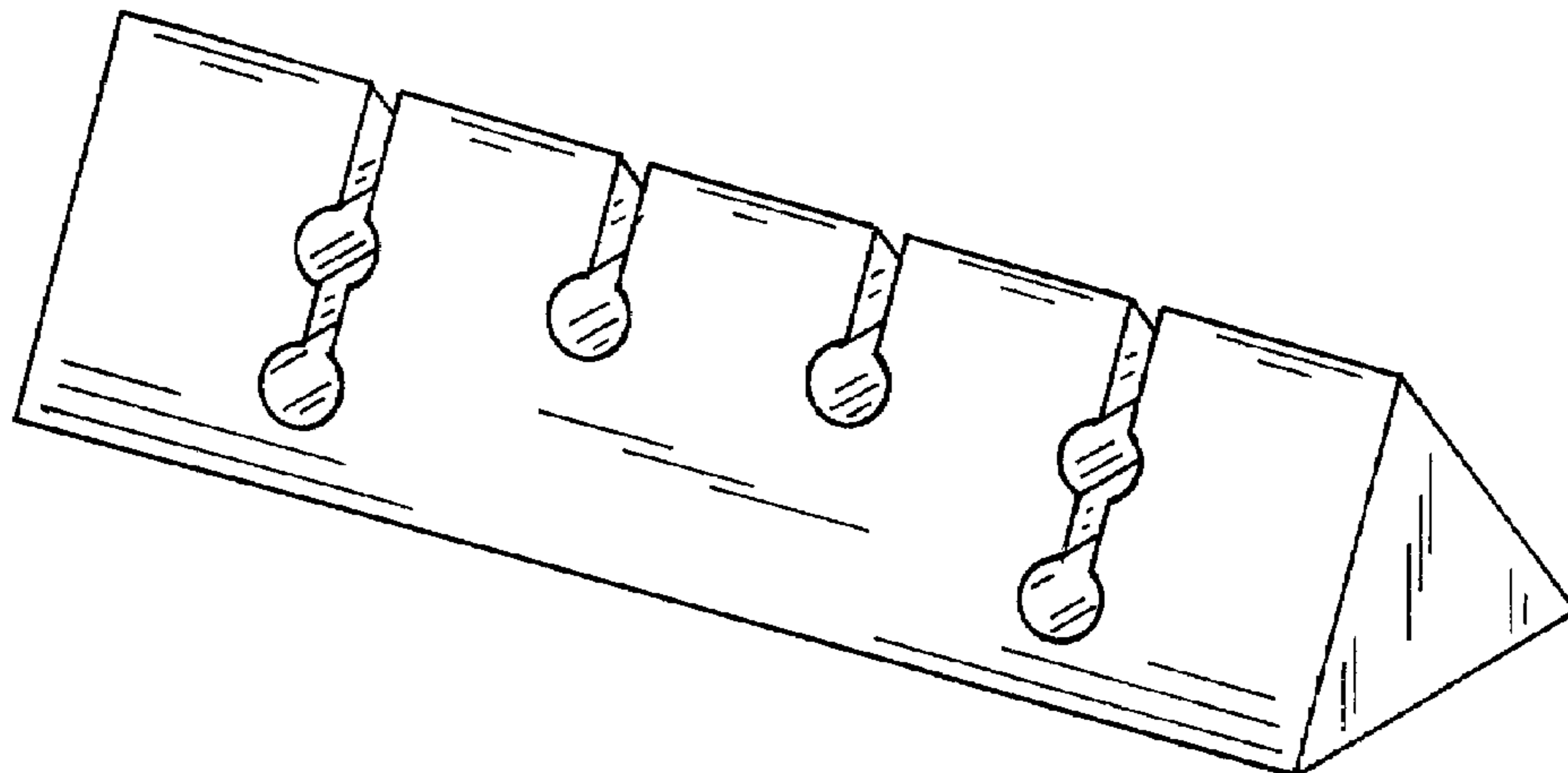
FIG. 4 is a right end elevational view of the wire organizer thereof;

FIG. 5 is a left end elevational view of the wire organizer;

FIG. 6 is a top plan view of the wire organizer; and,

FIG. 7 is a bottom plan view of the wire organizer.

1 Claim, 2 Drawing Sheets



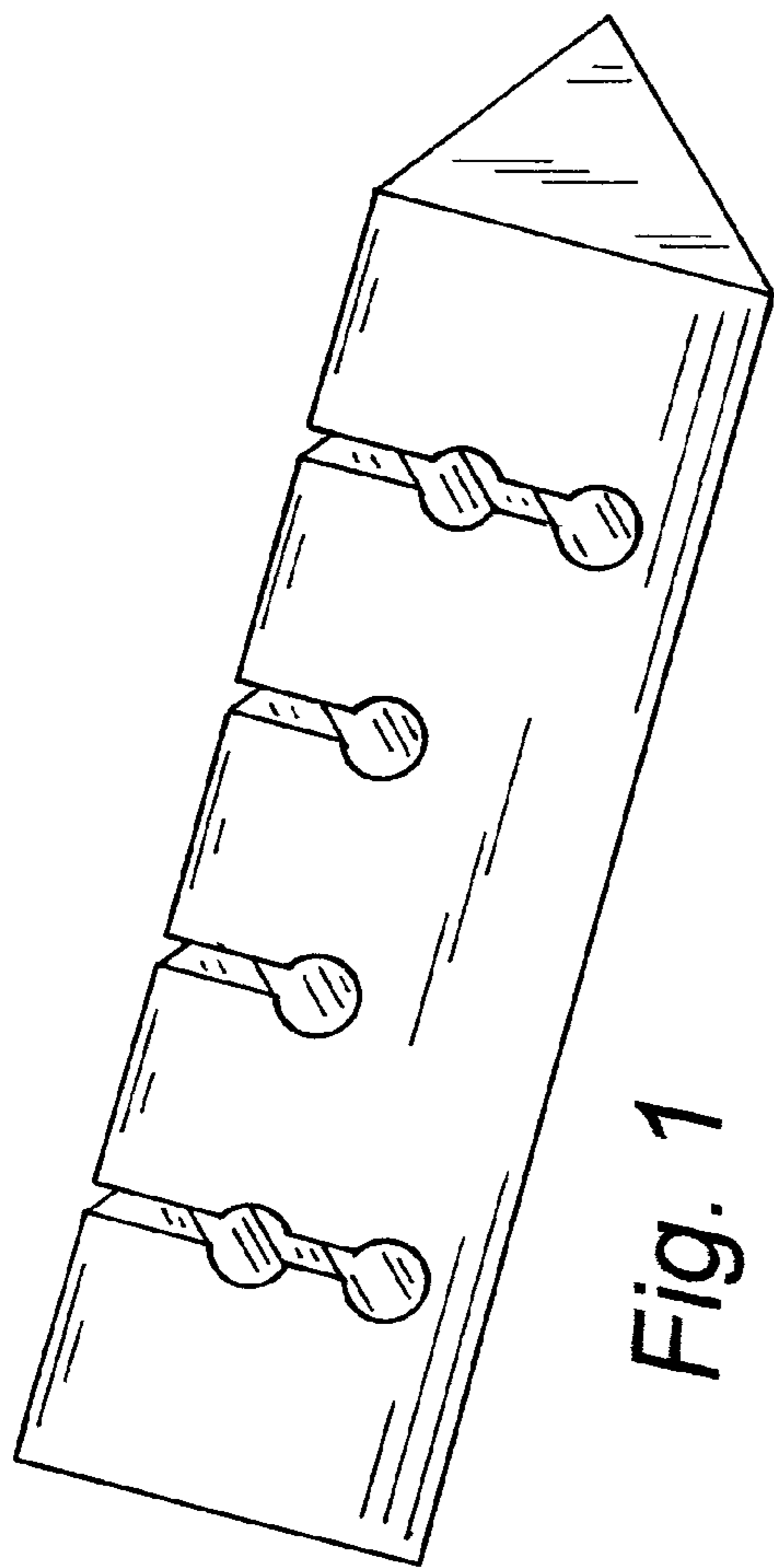


Fig. 1

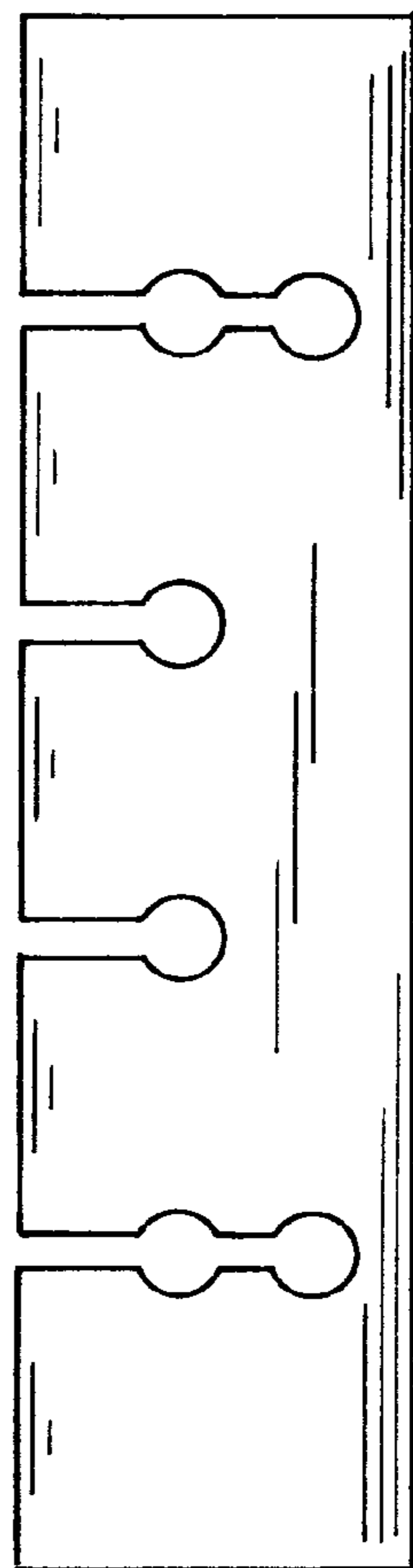


Fig. 2

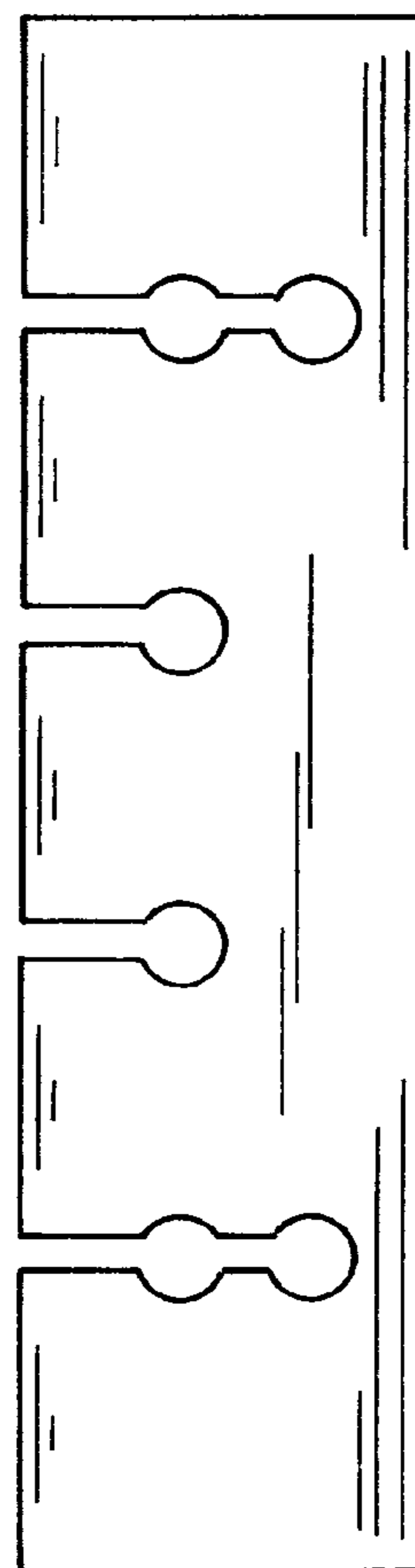


Fig. 3

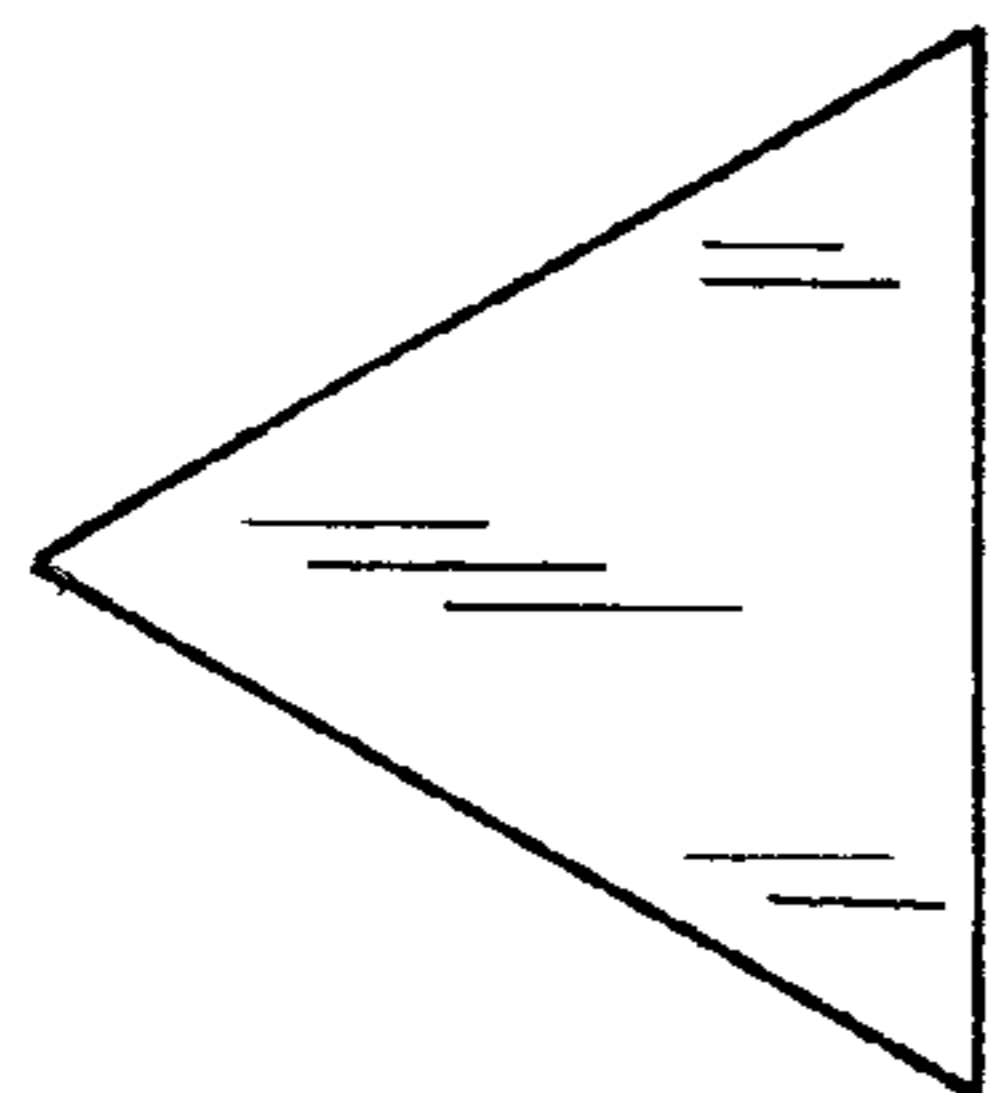


Fig. 4

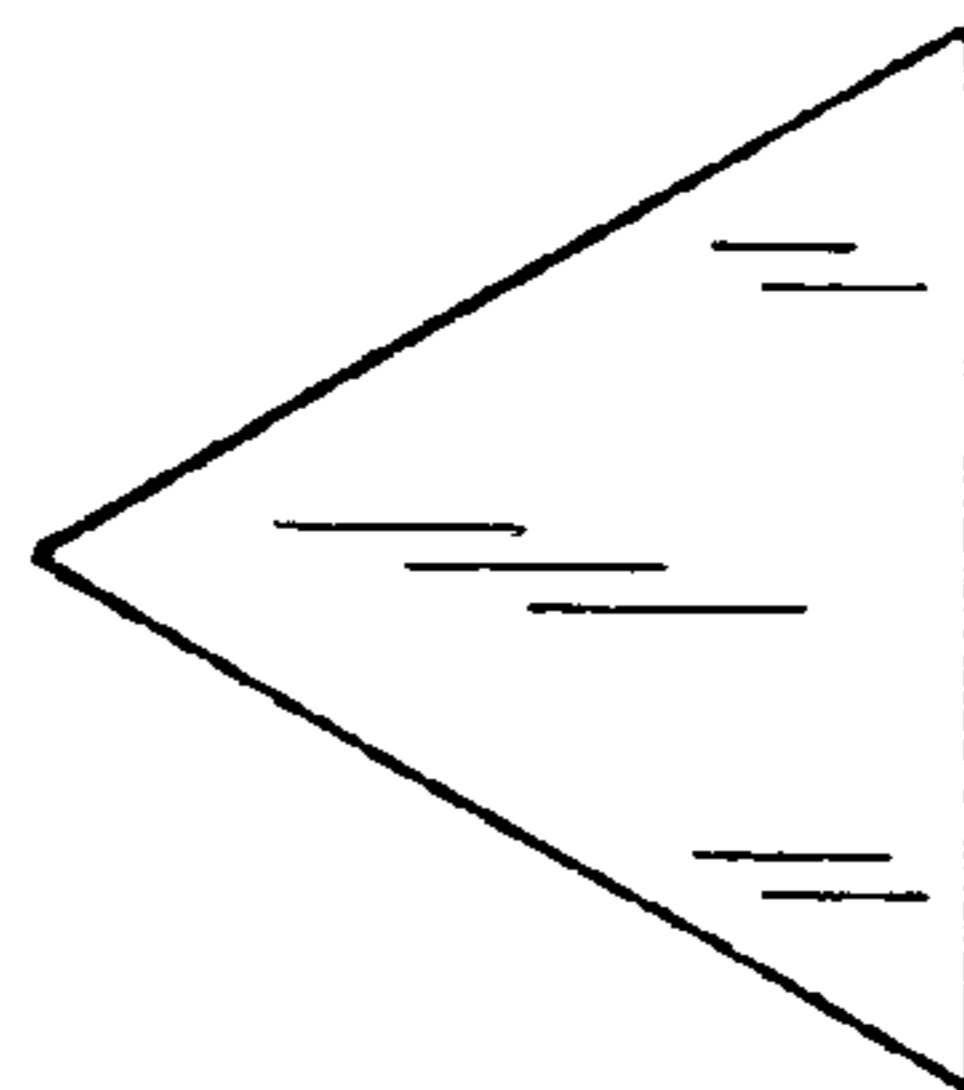


Fig. 5

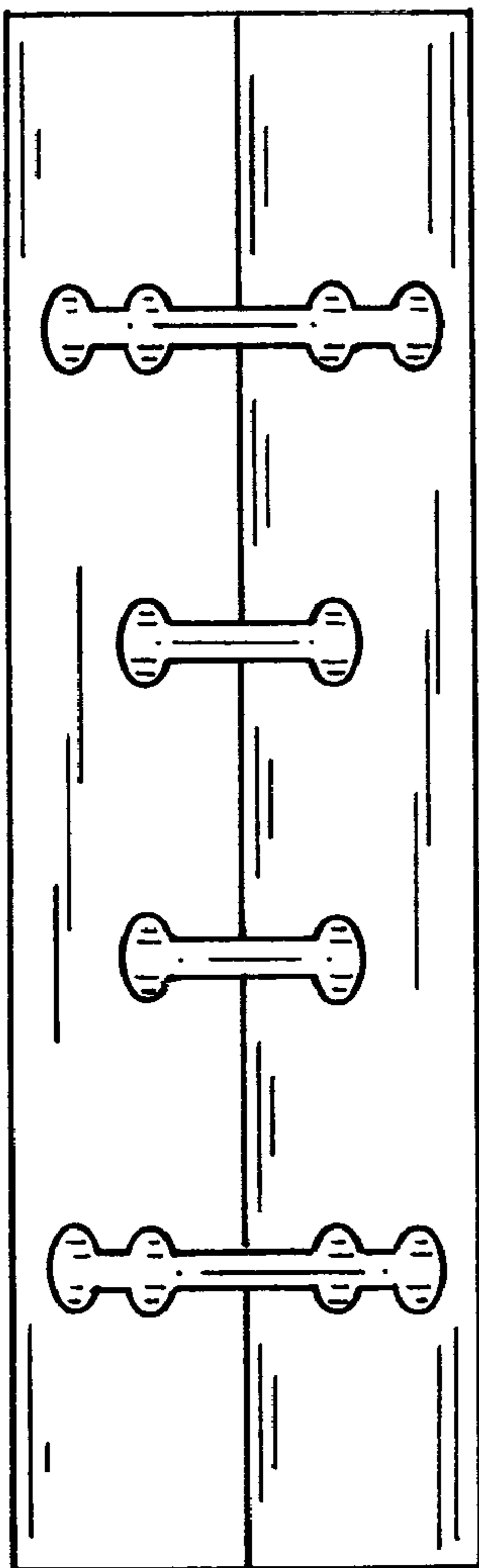


Fig. 6




Fig. 7