



US00D587092S

(12) **United States Design Patent**
Kaluza

(10) **Patent No.:** **US D587,092 S**

(45) **Date of Patent:** **** Feb. 24, 2009**

(54) **DOOR CLOSER**

(75) Inventor: **Georg Kaluza**, Velbert (DE)

(73) Assignee: **Dorma GmbH + Co, KG**, Ennepetal (DE)

(**) Term: **14 Years**

(21) Appl. No.: **29/268,284**

(22) Filed: **Nov. 2, 2006**

(30) **Foreign Application Priority Data**

May 16, 2006 (DE) 4 06 02 750

(51) **LOC (9) Cl.** **08-07**

(52) **U.S. Cl.** **D8/330**

(58) **Field of Classification Search** D8/330,
D8/346, 343; 16/49, 71, 52, 58, 62
See application file for complete search history.

(56) **References Cited**

U.S. PATENT DOCUMENTS

3,777,423 A * 12/1973 Coulter et al. 49/31

3,877,108 A * 4/1975 Del Fiacco 16/49

3,905,063 A * 9/1975 Coulter et al. 16/48.5

D241,003 S * 8/1976 Meisner D8/330

4,286,412 A * 9/1981 Stevens 49/379

D364,081 S * 11/1995 Yates et al. D8/330

D420,992 S * 2/2000 Hu D14/454

6,591,551 B2 * 7/2003 Winkler 49/339

D491,787 S * 6/2004 Homberg D8/330

D493,352 S * 7/2004 Homberg D8/330

* cited by examiner

Primary Examiner—Prabhakar Deshmukh

(74) *Attorney, Agent, or Firm*—Cohen Pontani Lieberman & Pavane LLP

(57) **CLAIM**

The ornamental design for a door closer, as shown and described.

DESCRIPTION

FIG. 1 is a perspective view of a door closer;

FIG. 2 is a top view thereof;

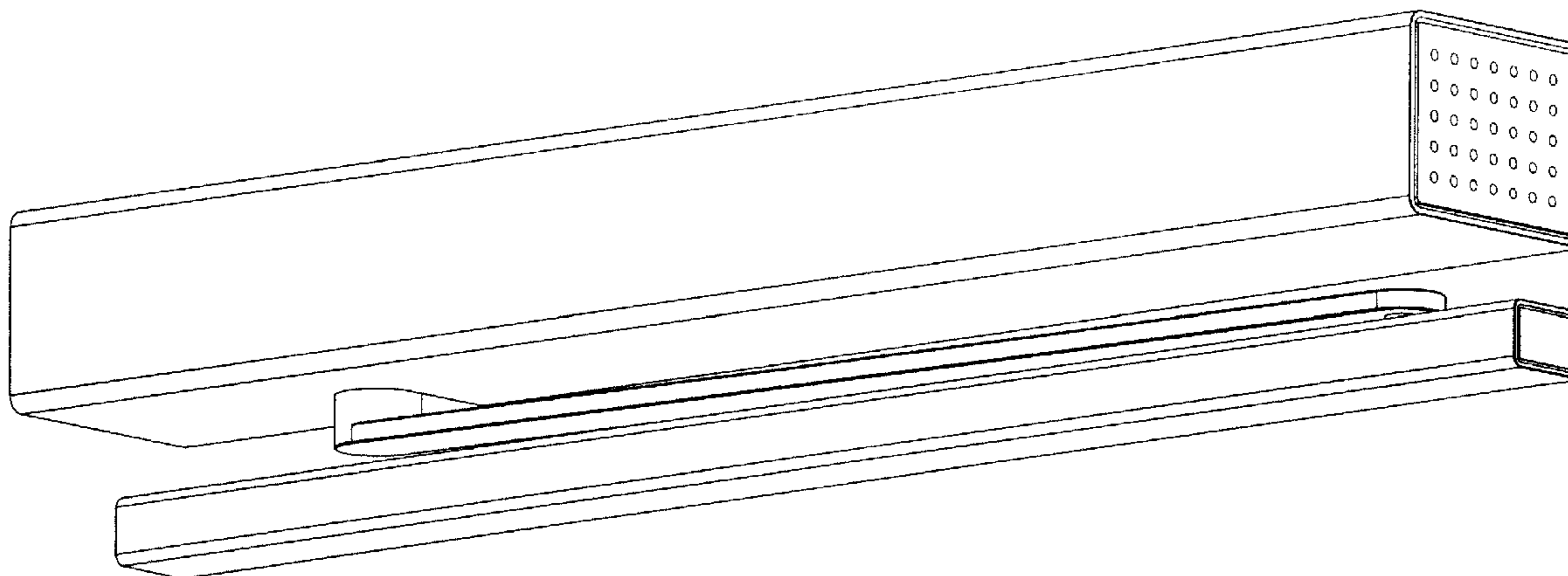
FIG. 3 is a front view;

FIG. 4 is a left side view thereof;

FIG. 5 is a right side view thereof; and,

FIG. 6 is a bottom view thereof.

1 Claim, 2 Drawing Sheets






Figure 1




Figure 2




Figure 3




Figure 6

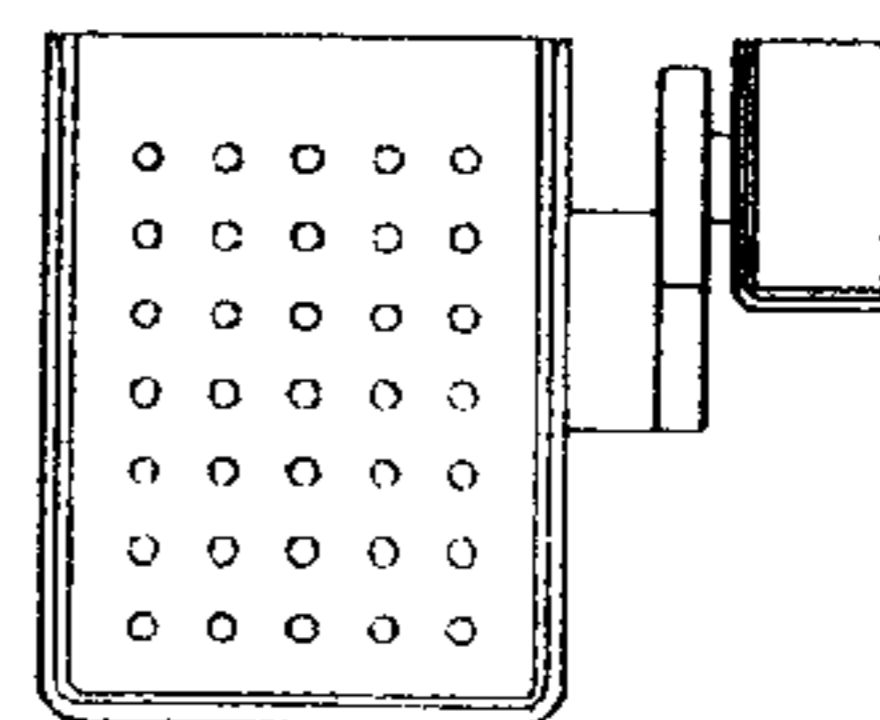


Figure 4

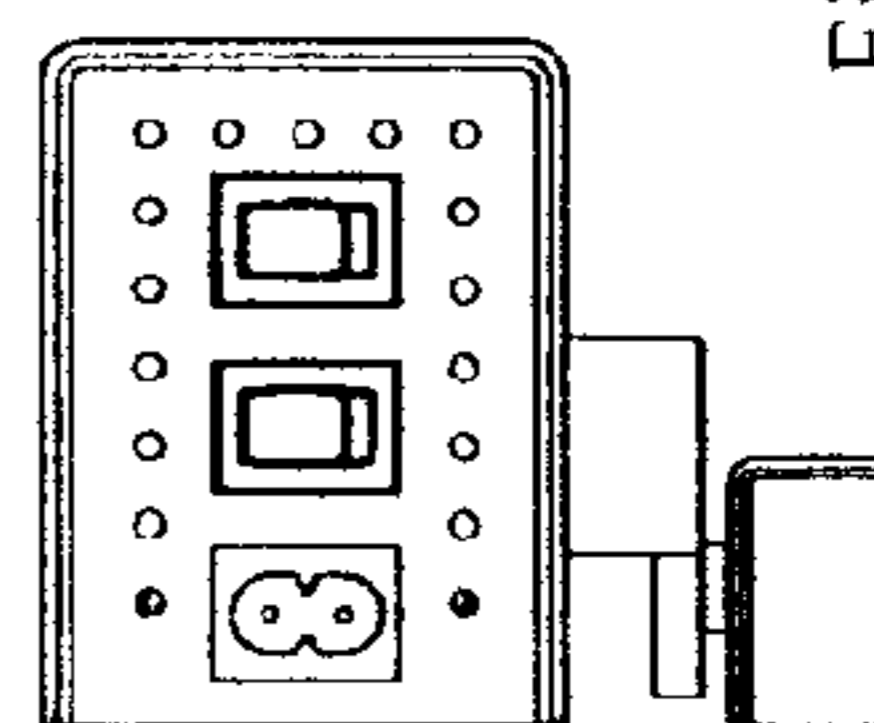


Figure 5