



US00D587074S

(12) **United States Design Patent**  
**Casarta**

(10) **Patent No.:** **US D587,074 S**

(45) **Date of Patent:** **\*\* Feb. 24, 2009**

(54) **COOKIE CUTTER WITH MULTIPLE CUTTERS**

*Primary Examiner*—Terry A Wallace

(74) *Attorney, Agent, or Firm*—Michael J. Tavella

(76) **Inventor:** **Efinalia Casarta**, 7901 Highlander Dr., Anchorage, AK (US) 99501

(57) **CLAIM**

(\*\*) **Term:** **14 Years**

The ornamental design for a cookie cutter with multiple cutters, as shown and described.

(21) **Appl. No.:** **29/293,201**

(22) **Filed:** **Nov. 9, 2007**

**DESCRIPTION**

(51) **LOC (9) Cl.** ..... **07-04**

(52) **U.S. Cl.** ..... **D7/675**

(58) **Field of Classification Search** ..... D7/672-677;  
249/115, 135, 117; 30/314-317, 301, 280,  
30/303, 305, 306

See application file for complete search history.

FIG. 1 is a top plan view of a cookie cutter with multiple cutters showing my new design.

FIG. 2 is a rear perspective view of the cookie cutter with multiple cutters showing my new design.

FIG. 3 is a front perspective view of the cookie cutter with multiple cutters showing my new design.

FIG. 4 is a front elevation view of the cookie cutter with multiple cutters showing my new design.

FIG. 5 is a right side elevation view of the cookie cutter with multiple cutters showing my new design; and,

FIG. 6 is a left side elevation view of the cookie cutter with multiple cutters showing my new design.

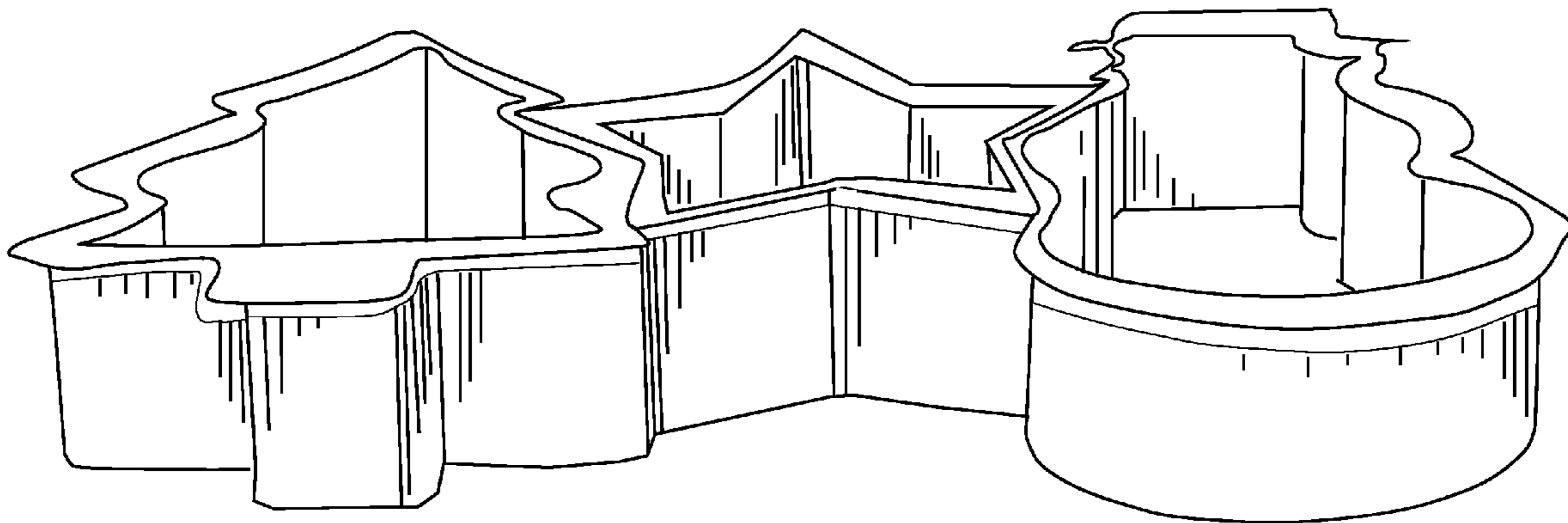
(56) **References Cited**

**U.S. PATENT DOCUMENTS**

D227,430	S	*	6/1973	Di Lorenzo	.....	D7/675
D249,112	S	*	8/1978	Garson et al.	.....	D7/675
D257,817	S	*	1/1981	Young	.....	D7/675
4,245,973	A	*	1/1981	Greaney	.....	249/117
D349,017	S	*	7/1994	Kaiser	.....	D7/676
D350,461	S	*	9/1994	Christopher et al.	.....	D7/675

\* cited by examiner

**1 Claim, 6 Drawing Sheets**



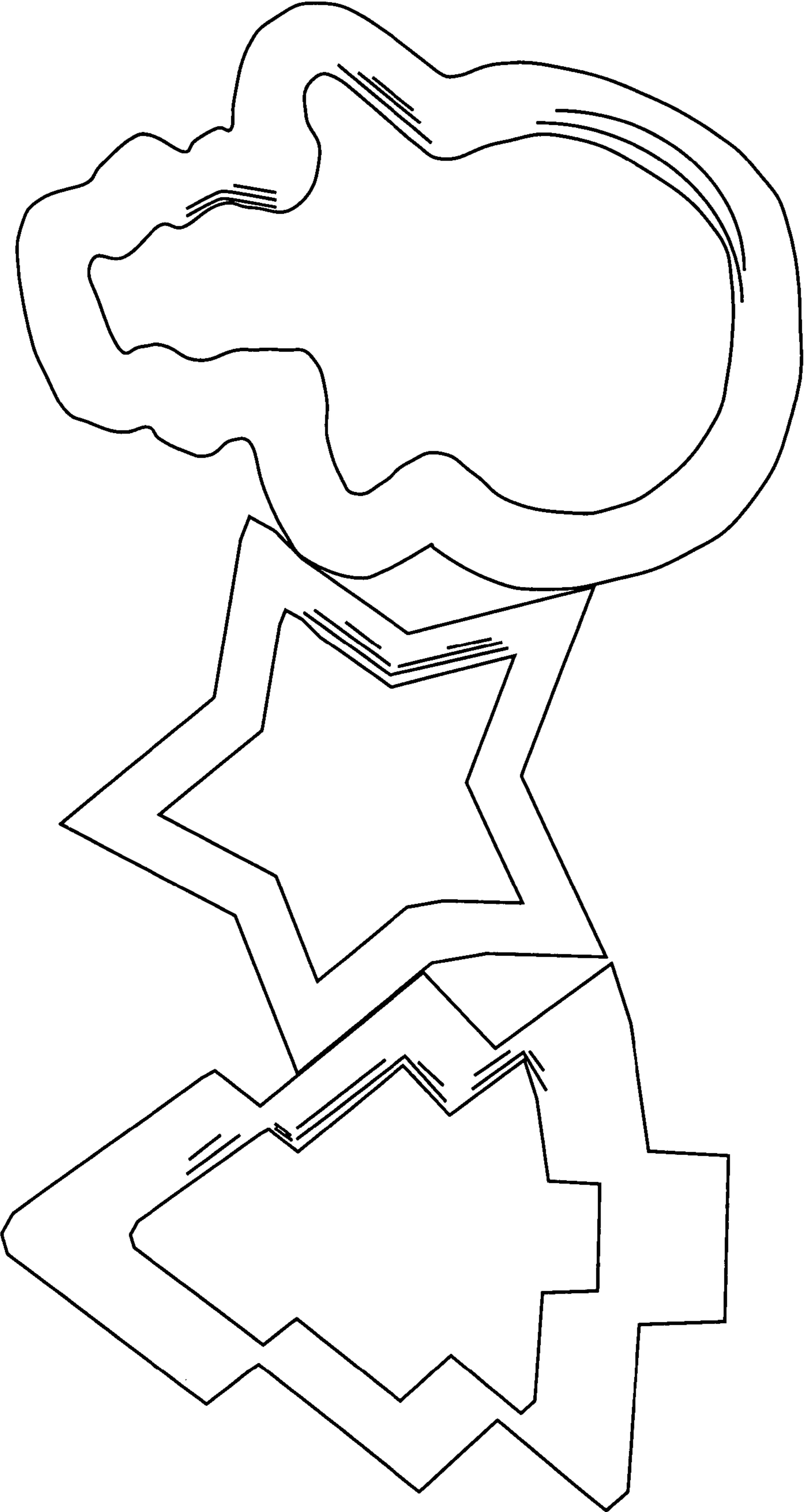


Figure 1

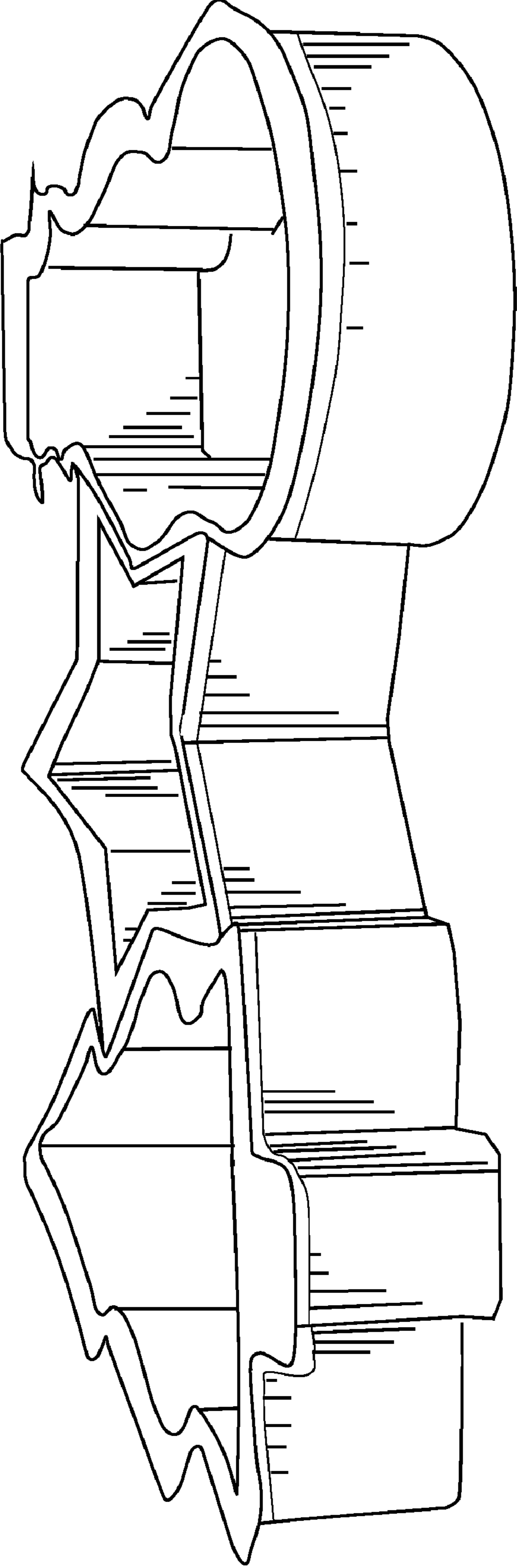


Figure 2

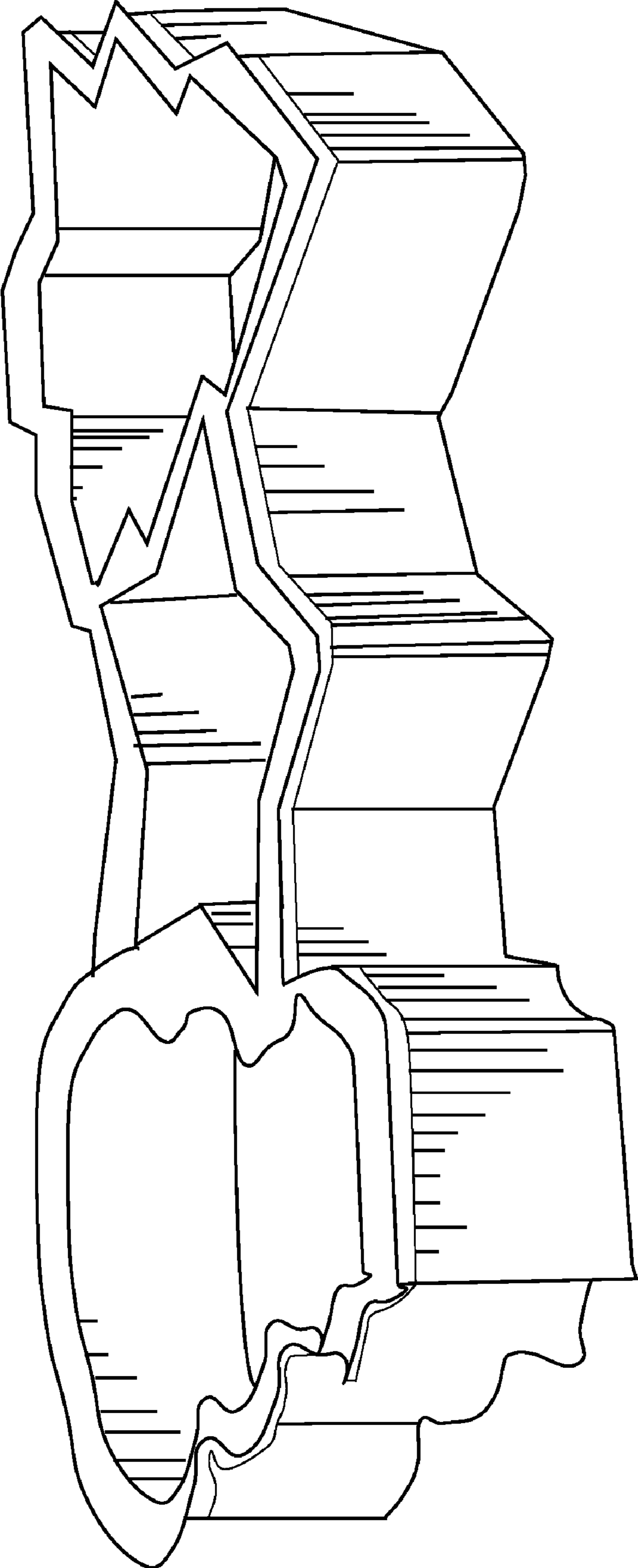


Figure 3




Figure 4




Figure 5

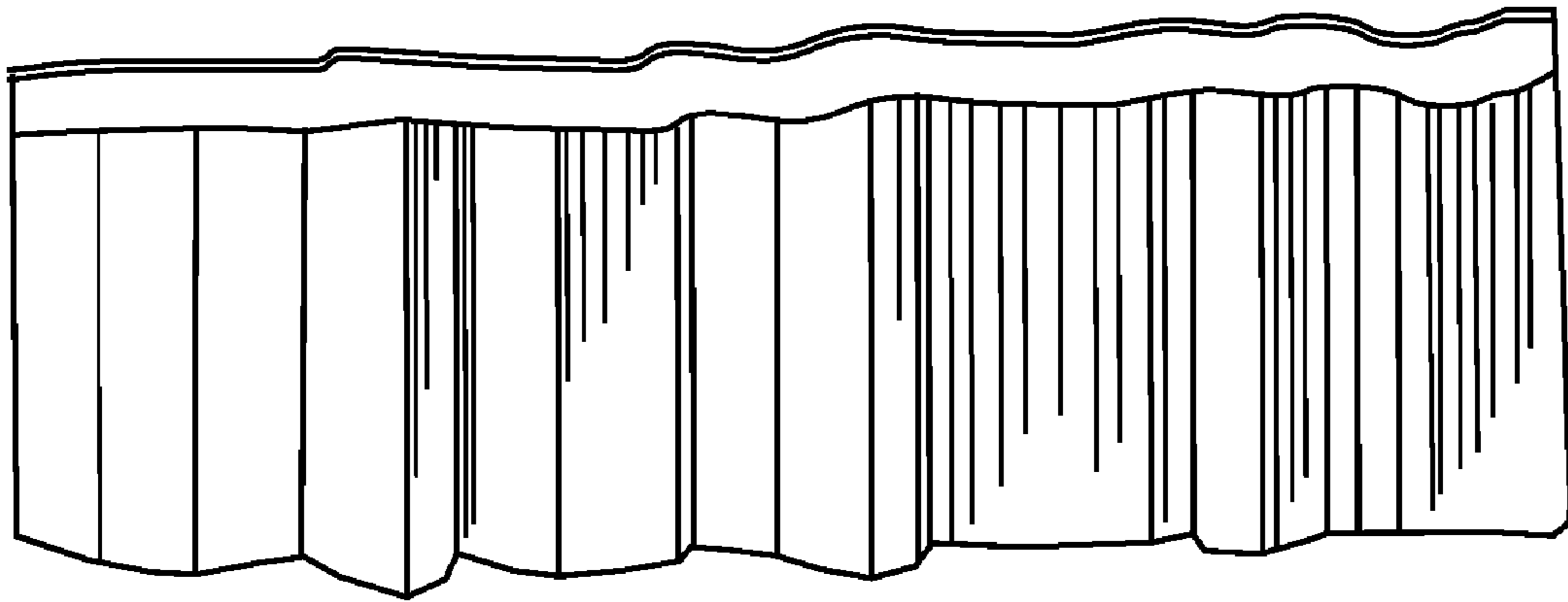


Figure 6