



US00D587045S

(12) **United States Design Patent**
Auberger et al.

(10) **Patent No.:** **US D587,045 S**

(45) **Date of Patent:** **** Feb. 24, 2009**

(54) **SEAT PART**

(75) Inventors: **Benoit Auberger**, Mouilleron en Pareds (FR); **Christelle Boutin**, Bressuire (FR)

(73) Assignee: **WESCO Company, S.A.**, Cerizay (FR)

(**) Term: **14 Years**

(21) Appl. No.: **29/288,797**

(22) Filed: **Jun. 19, 2007**

(30) **Foreign Application Priority Data**

Dec. 19, 2006 (EM) 000643333-0077

(51) **LOC (9) Cl.** **06-01**

(52) **U.S. Cl.** **D6/502**

(58) **Field of Classification Search** D6/349-353, D6/355, 363, 364, 500-502, 511; 297/16.1, 297/118, 175, 195.1, 423.1, 423.14, 423.39, 297/423.41, 440.1, 440.12, 461, 462; 108/150
See application file for complete search history.

(56) **References Cited**

U.S. PATENT DOCUMENTS

3,338,190 A * 8/1967 Hammond 108/156

D309,681 S * 8/1990 Solomon et al. D6/351
D432,802 S * 10/2000 Taylor et al. D6/351
D445,268 S * 7/2001 Taylor et al. D6/351
D481,229 S * 10/2003 Weaver D6/499
D482,741 S * 11/2003 Chaudoreille D21/493
D506,080 S * 6/2005 Ho D6/349
D570,124 S * 6/2008 Auberger et al. D6/349
D570,137 S * 6/2008 Auberger et al. D6/500

* cited by examiner

Primary Examiner—Sandra Snapp

(74) *Attorney, Agent, or Firm*—Horst M. Kasper

(57) **CLAIM**

The ornamental design for a seat part, as shown and described.

DESCRIPTION

FIG. 1 is a front elevational view of a seat part;

FIG. 2 is a top plan view thereof;

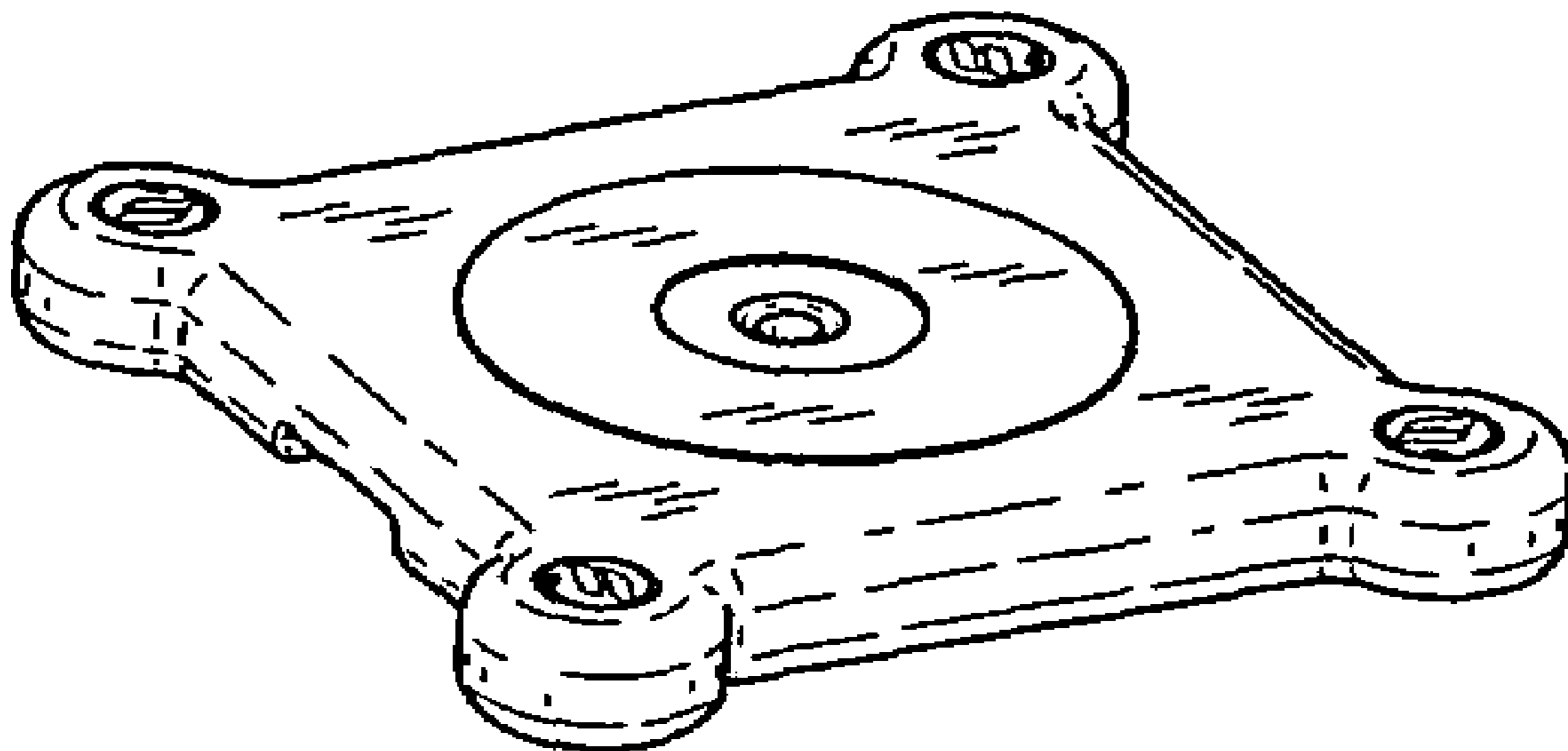
FIG. 3 is a rear elevational view thereof;

FIG. 4 is a right side elevational view thereof;

FIG. 5 is a left side elevational view thereof; and,

FIG. 6 is a front perspective view thereof.

1 Claim, 2 Drawing Sheets



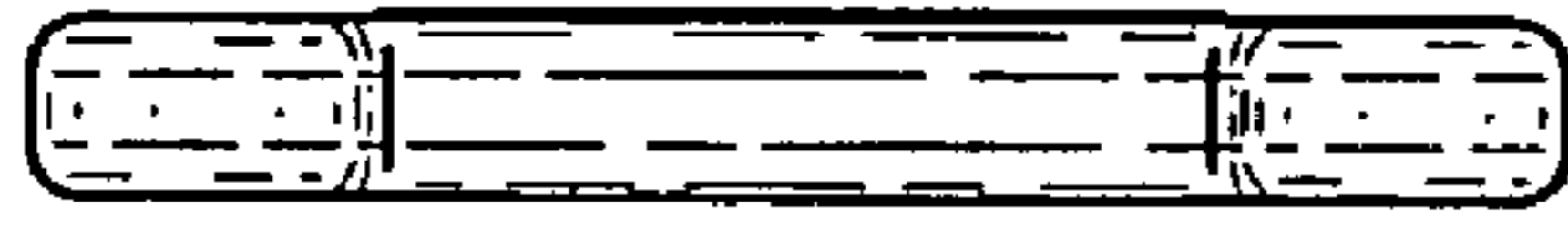


Fig. 1




Fig. 2

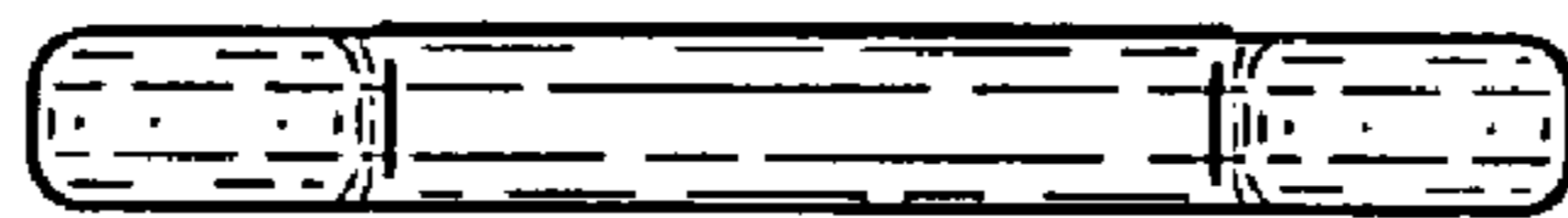


Fig. 3

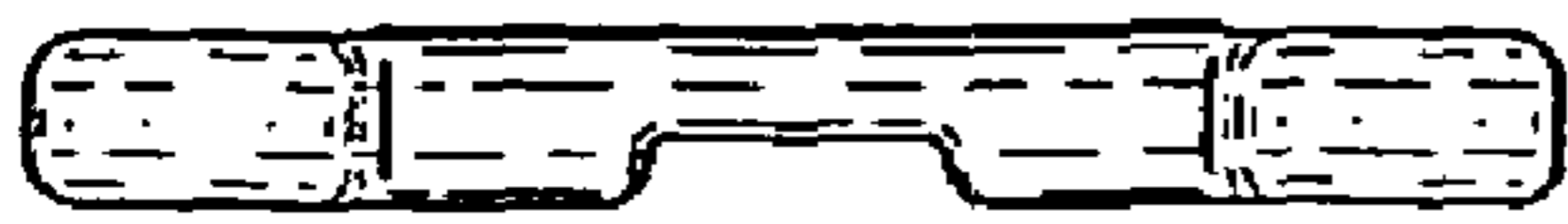


Fig.4

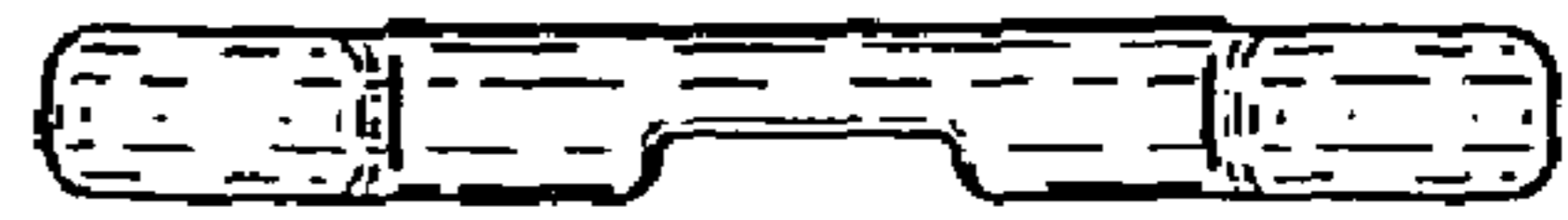


Fig.5

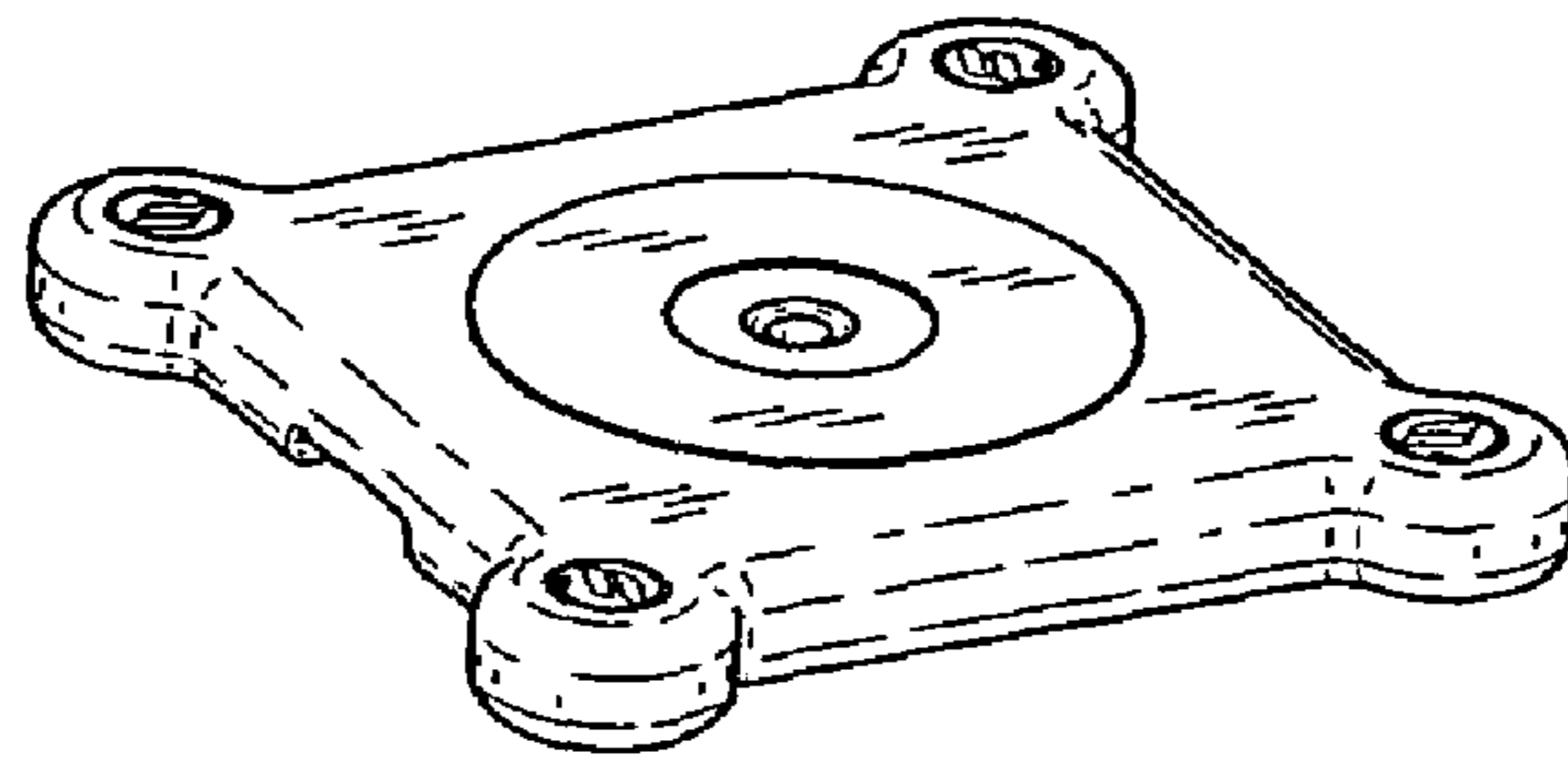


Fig.6