



US00D587041S

(12) **United States Design Patent**
Winsor

(10) **Patent No.:** **US D587,041 S**
(45) **Date of Patent:** **** Feb. 24, 2009**

(54) **MULTIPLE REMOTE CONTROL HOLDER
FOR HOOK AND LOOP EQUIPPED REMOTE
CONTROL DEVICES**

D496,192 S * 9/2004 Walker D6/466
D511,633 S 11/2005 Viola
D551,008 S * 9/2007 Hidalgo D6/567
2006/0091029 A1 5/2006 Tawanapoor

(76) Inventor: **Dana Michael Winsor**, 32 Harold St.,
Sharon, MA (US) 02067-2519

* cited by examiner

(**) Term: **14 Years**

Primary Examiner—Caron Veynar
Assistant Examiner—Abraham Bahta

(21) Appl. No.: **29/268,232**

(57) **CLAIM**

(22) Filed: **Nov. 1, 2006**

The ornamental design for a multiple remote control holder for hook and loop equipped remote control devices, as shown and described.

(51) **LOC (9) Cl.** **06-06**

(52) **U.S. Cl.** **D6/466**

(58) **Field of Classification Search** D9/449,
D9/466, 479, 476, 510, 511, 432; D14/218,
D14/251; D19/92, 100; D13/304, 309, 108;
D8/373; 211/13.1, 85.1, 85.2, 26.1; 248/205.2,
248/309.1

DESCRIPTION

See application file for complete search history.

FIG. 1 is a top, front, and left side perspective view of my new remote control holder;

FIG. 2 is a top plan view;

FIG. 3 is a bottom plan view;

FIG. 4 is a front elevational view; the rear being a mirror image thereof;

FIG. 5 is a top plan view, showing the orientation of remote control devices to the holder;

FIG. 6 is a left side elevational view, the right side being a mirror image thereof; and,

FIG. 7 is a section view, taken along section lines 7—7 in FIG. 5.

The remote control devices depicted in phantom lines in FIGS. 5 and 7 are for illustrative purposes only and form no part of the claimed design.

My remote control holder is characterized by a pedestal base, a felt covered mounting surface for hook and loop equipped remote control devices, and protective end handles at both sides of the remote control mounting surface.

(56) **References Cited**

U.S. PATENT DOCUMENTS

4,856,658	A	8/1989	Novak	
5,082,229	A	1/1992	Dahl	
D332,360	S *	1/1993	Golds	D6/475
D333,394	S	2/1993	Warrington	
5,370,238	A	12/1994	Czajkowski et al.	
5,370,241	A	12/1994	Silvers	
D358,278	S	5/1995	Goodwin	
D360,780	S *	8/1995	Kennedy, Jr.	D6/449
D363,619	S *	10/1995	Karnaze	D6/449
D378,555	S *	3/1997	Moberg	D6/513
D391,098	S *	2/1998	Northrop	D6/466
5,872,702	A	2/1999	Kopel	
5,954,208	A	9/1999	Schultz	
D425,937	S *	5/2000	Serrault et al.	D19/92
D426,985	S	6/2000	Casalino	
D476,831	S *	7/2003	Fulmer	D6/467

1 Claim, 4 Drawing Sheets

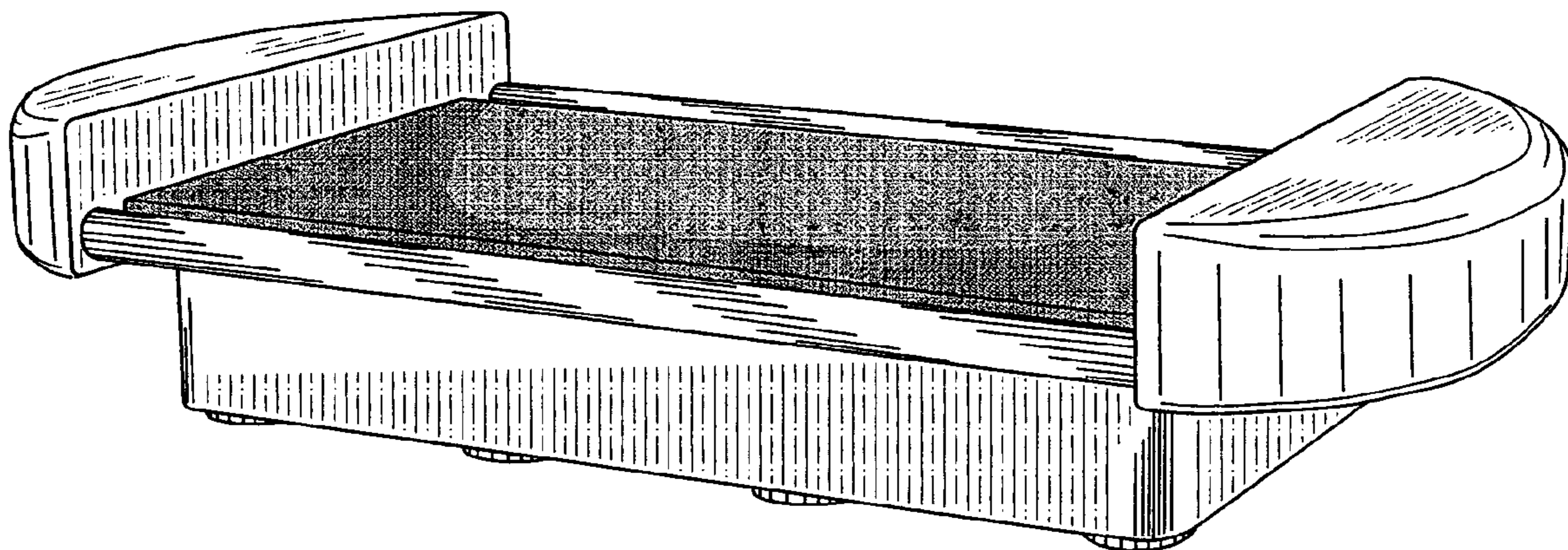


Fig. 1

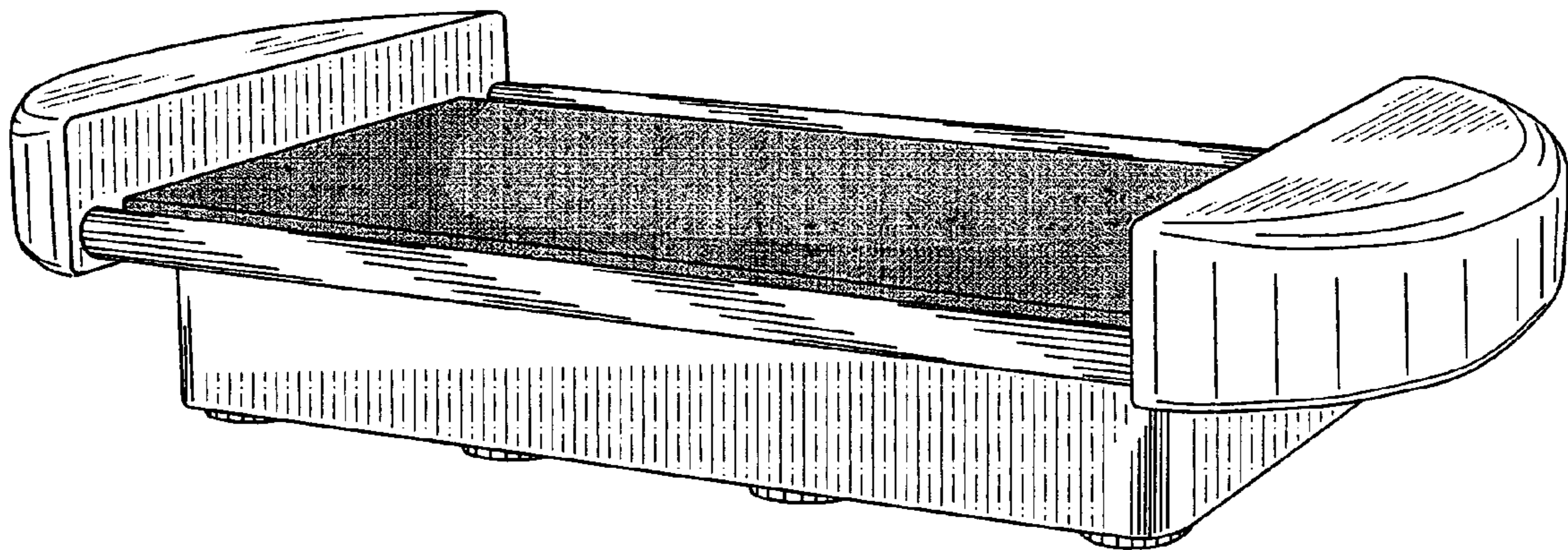


Fig. 2

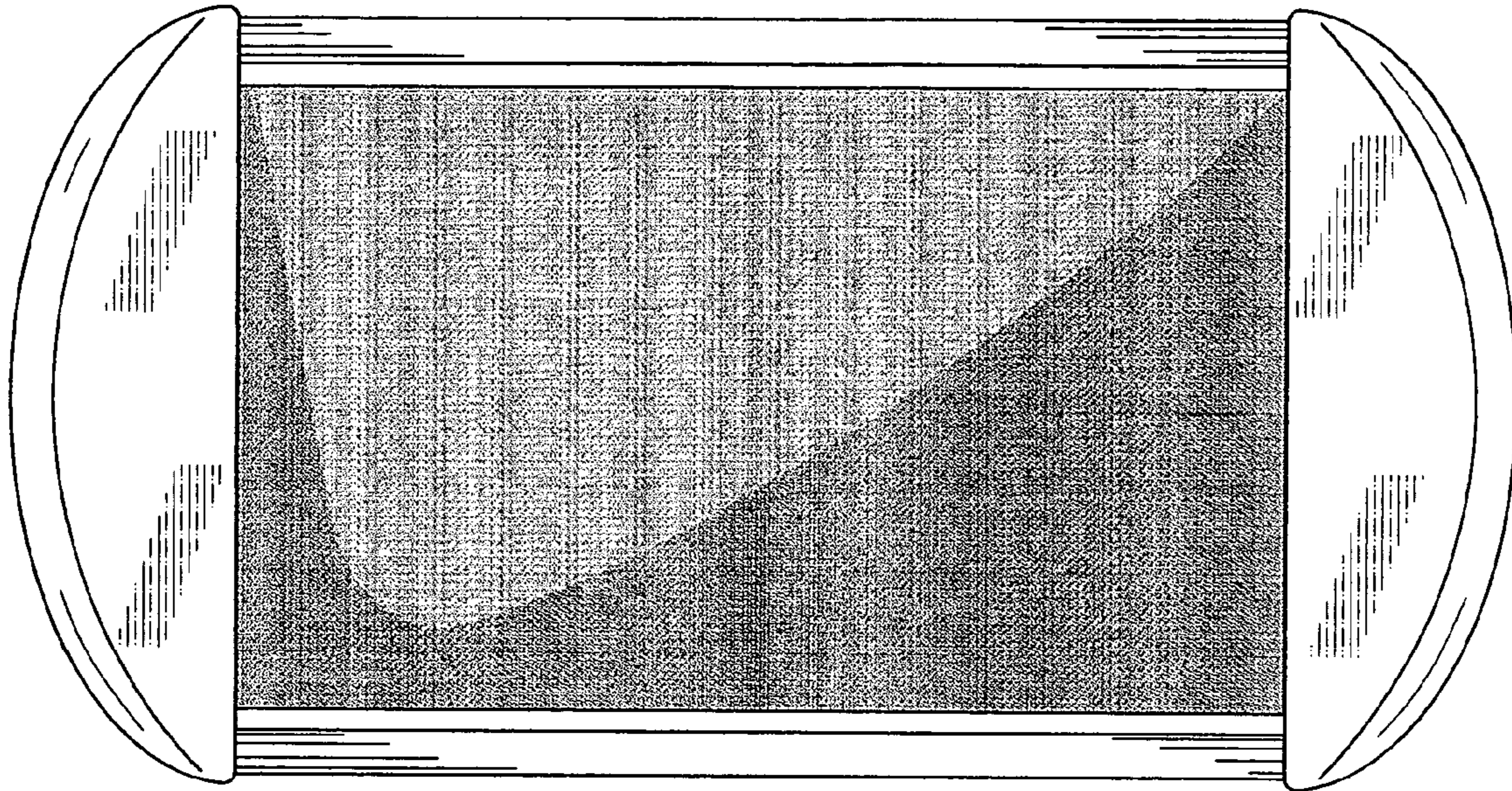


Fig. 3

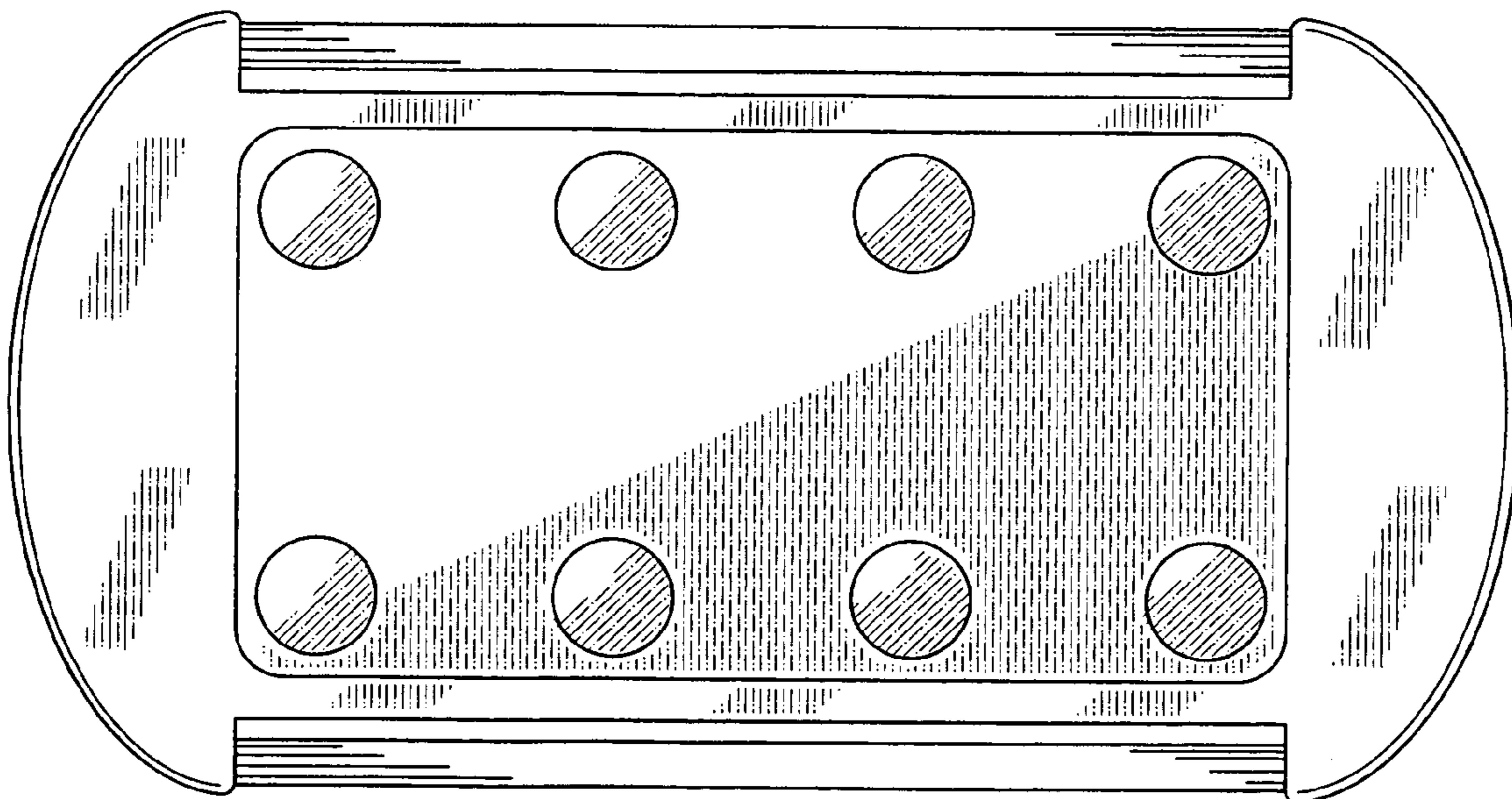


Fig. 4




Fig. 5

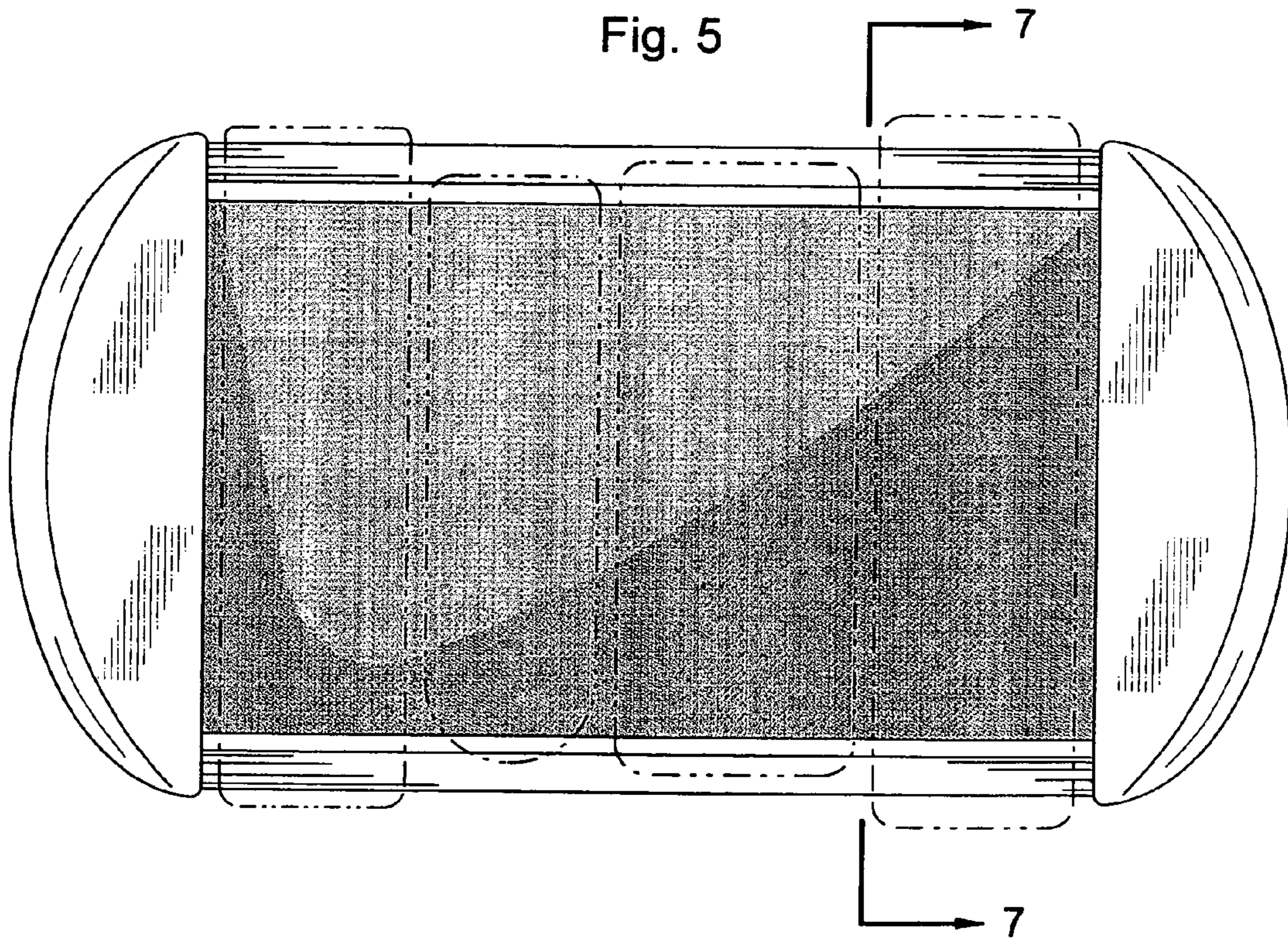


Fig. 6

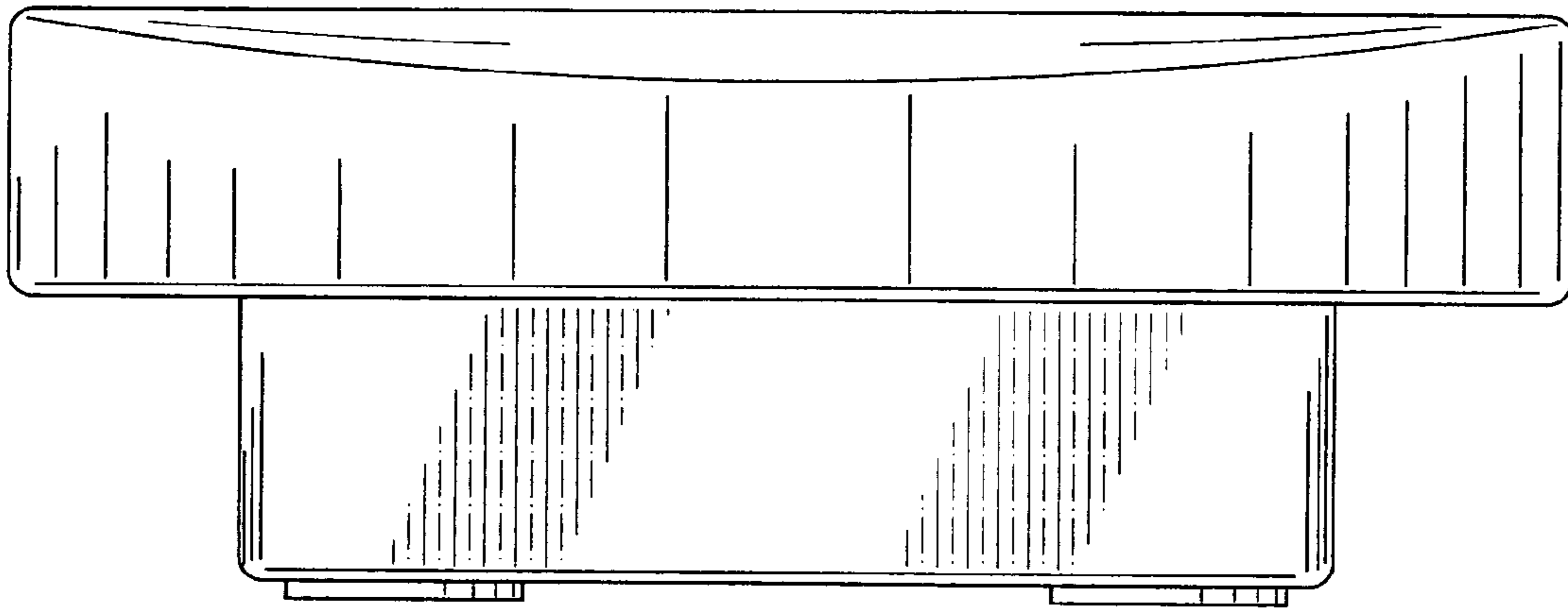


Fig. 7

