



US00D587039S

(12) **United States Design Patent**  
**Goodman et al.**

(10) **Patent No.:** **US D587,039 S**  
(45) **Date of Patent:** **\*\* Feb. 24, 2009**

(54) **VERTICAL PLATE RACK**

(75) Inventors: **Sheldon H. Goodman**, Solon, OH (US);  
**Omer I. Sazir**, Cleveland, OH (US)

(73) Assignee: **Spectrum Diversified Designs, Inc.**,  
Streetsboro, OH (US)

(\*\*) Term: **14 Years**

(21) Appl. No.: **29/303,544**

(22) Filed: **Feb. 12, 2008**

(51) **LOC (9) Cl.** ..... **06-04**

(52) **U.S. Cl.** ..... **D6/462**

(58) **Field of Classification Search** ..... D6/566,  
D6/567, 569, 570, 462, 466, 461, 458, 457,  
D6/487, 449, 537, 553, 411; 211/32, 85.15,  
211/13.1, 41.1, 41.4, 41.2, 181.1; 248/302,  
248/309.1, 311.2, 490, 489; D19/91  
See application file for complete search history.

(56) **References Cited**

**U.S. PATENT DOCUMENTS**

- 547,856 A \* 10/1895 Matthies ..... 211/32
- 2,682,956 A \* 7/1954 Pike ..... 211/85.15
- D176,872 S \* 2/1956 Marcus ..... D6/411
- D392,140 S \* 3/1998 Goodman ..... D6/553

- D396,372 S \* 7/1998 Goodman ..... D6/566
- D495,548 S \* 9/2004 Goodman et al. .... D6/566
- D551,482 S \* 9/2007 Goodman et al. .... D6/566

\* cited by examiner

*Primary Examiner*—Janice E Seeger  
*Assistant Examiner*—Sydney R Buffalow  
(74) *Attorney, Agent, or Firm*—Pearne & Gordon LLP

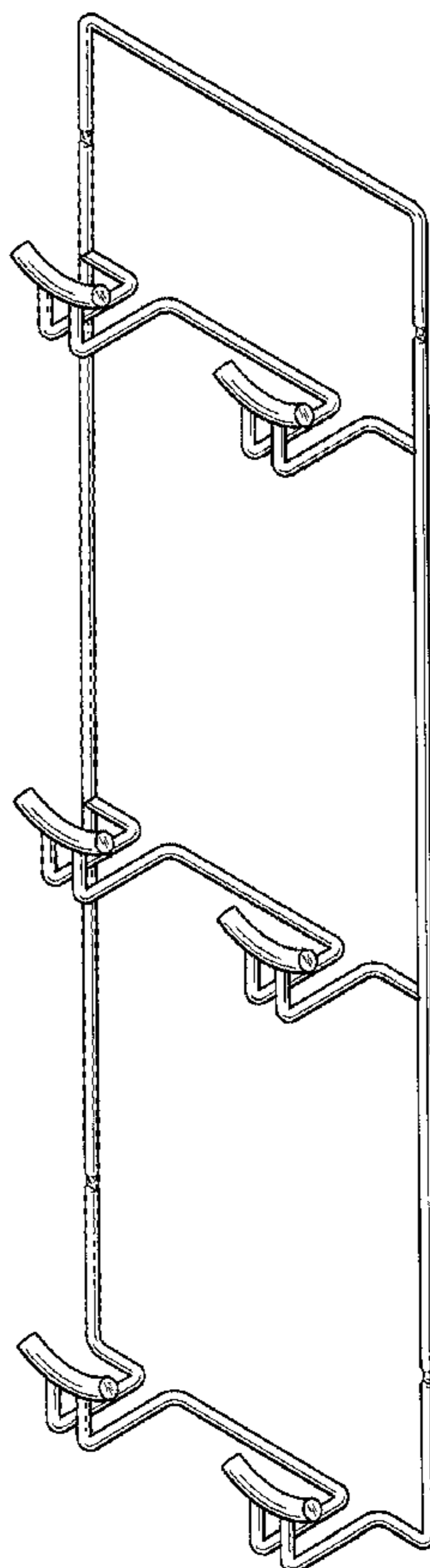
(57) **CLAIM**

The ornamental design for a vertical plate rack, as shown and described.

**DESCRIPTION**

FIG. 1 is a perspective view of a vertical plate rack, showing our new design;  
FIG. 2 is a front elevational view thereof;  
FIG. 3 is a rear elevational view thereof;  
FIG. 4 is a side elevational view thereof;  
FIG. 5 is a top plan view thereof; and,  
FIG. 6 is a perspective view of an alternate embodiment of a vertical plate rack, wherein the jagged lines are cut away to show indeterminate length and the plate holders would be identical with those shown and uniformly spaced along the height of the rack.

**1 Claim, 3 Drawing Sheets**



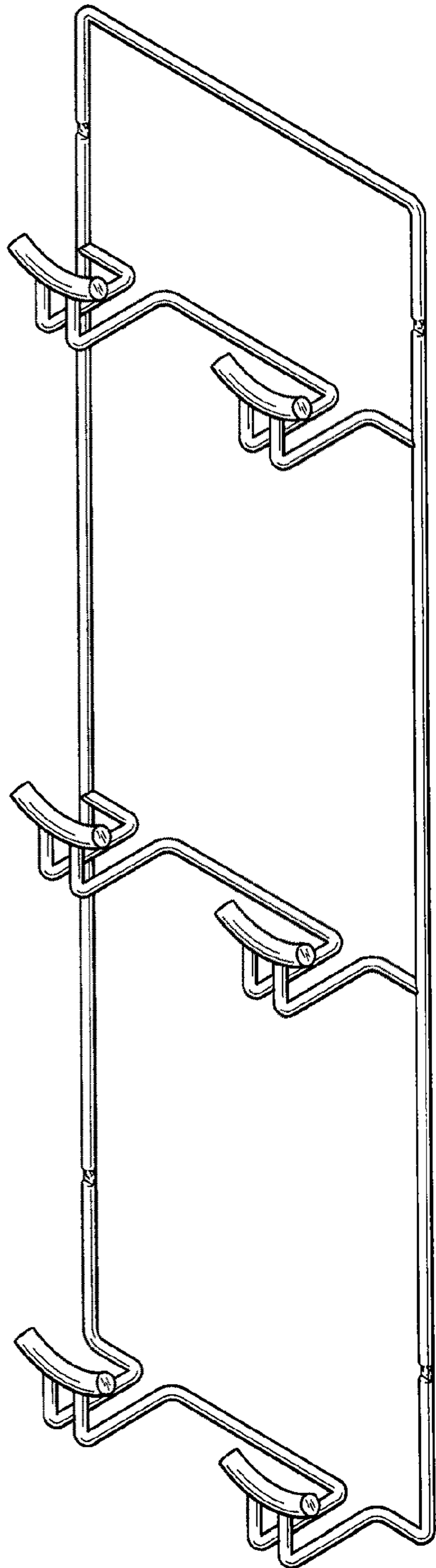


FIG. 1

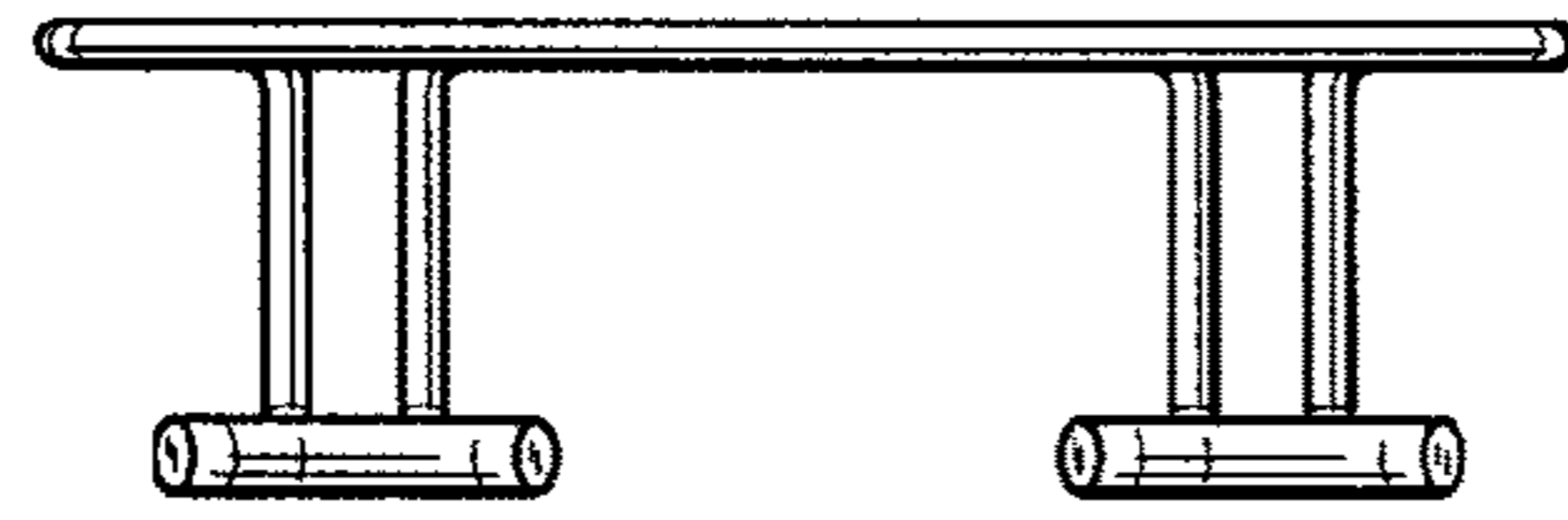


FIG. 5




FIG. 2




FIG. 3




FIG. 4

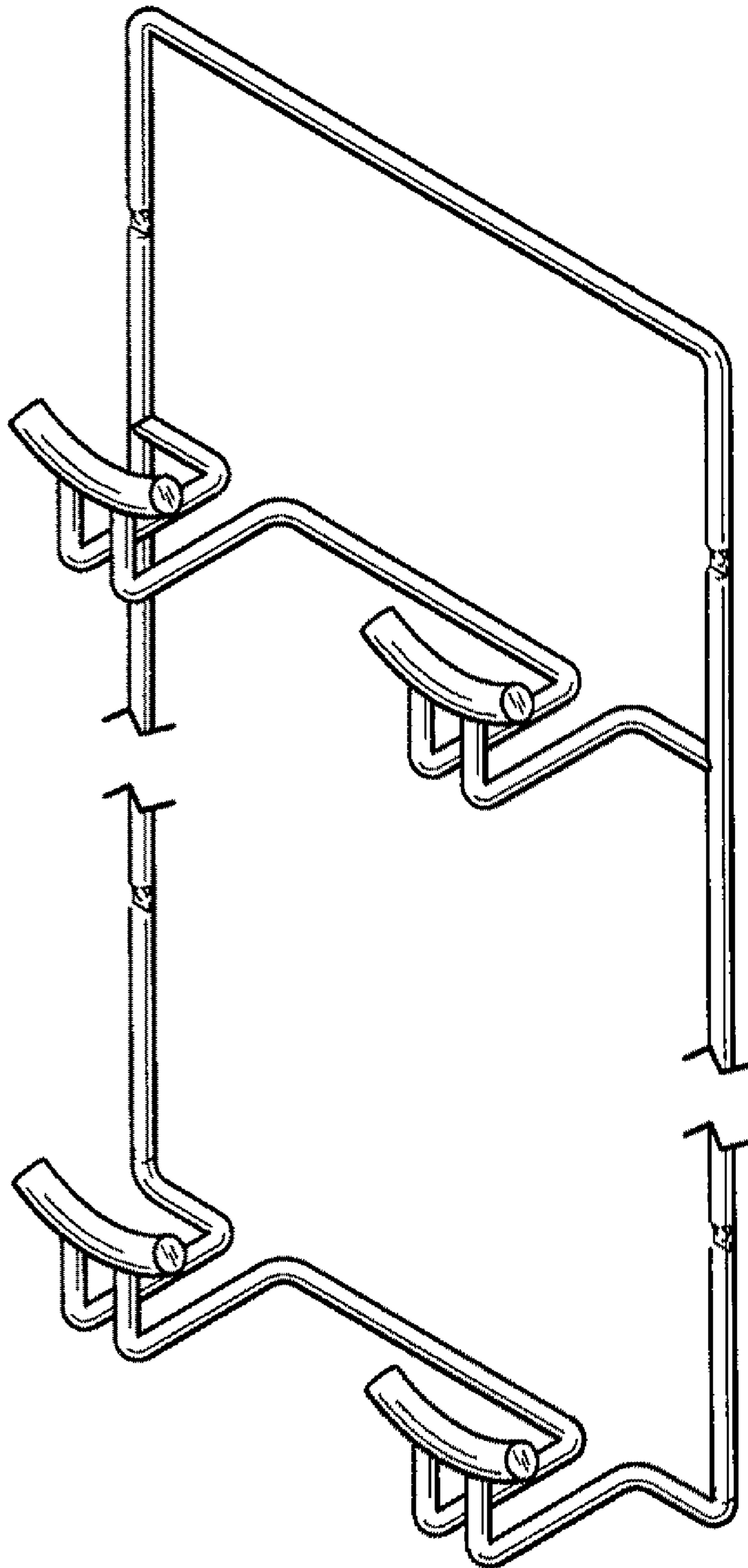


FIG. 6