



US00D587028S

(12) **United States Design Patent**  
**Mourgue**

(10) **Patent No.:** **US D587,028 S**

(45) **Date of Patent:** **\*\* Feb. 24, 2009**

(54) **SOFA**

(75) Inventor: **Pascal Mourgue**, Montreuil sur Bois  
(FR)

(73) Assignee: **Cinna** (FR)

(\*\*) Term: **14 Years**

(21) Appl. No.: **29/321,055**

(22) Filed: **Jul. 10, 2008**

(30) **Foreign Application Priority Data**

Jan. 14, 2008 (FR) ..... 000 857 529-0006

(51) **LOC (9) Cl.** ..... **06-01**

(52) **U.S. Cl.** ..... **D6/381**

(58) **Field of Classification Search** ..... D6/334-338,  
D6/349, 355, 361, 368-370, 376, 379-381,  
D6/492, 500-502; 297/16.1, 42, 94, 135,  
297/175, 232, 233, 350, 351, 445.1, 448.1,  
297/448.2, 451.9; 5/12.1, 12.2

See application file for complete search history.

(56) **References Cited**

**U.S. PATENT DOCUMENTS**

D166,954 S \* 6/1952 Eisendrath ..... D6/367  
D170,088 S \* 7/1953 Hoffman ..... D6/381  
D171,217 S \* 12/1953 Maurer ..... D6/381  
D171,368 S \* 1/1954 Rothstein ..... D6/381  
D174,584 S \* 4/1955 Michlin ..... D6/377  
2,774,977 A \* 12/1956 Mintz ..... 5/12.1  
D193,833 S \* 10/1962 Bendall ..... D6/336  
3,319,269 A \* 5/1967 Maddox ..... 5/12.1  
3,331,086 A \* 7/1967 Hopkins ..... 5/8  
D240,783 S \* 8/1976 Zapf ..... D6/334  
5,137,332 A \* 8/1992 Gualtierotti et al. .... 297/440.15

D376,274 S \* 12/1996 Lewis ..... D6/381  
D439,071 S \* 3/2001 D'Urso et al. .... D6/381  
D444,305 S \* 7/2001 Mourgue ..... D6/335  
D446,962 S \* 8/2001 Mourgue ..... D6/381  
D448,196 S \* 9/2001 Gomez ..... D6/377  
D484,712 S \* 1/2004 Gomez ..... D6/377  
D484,713 S \* 1/2004 Gomez ..... D6/381  
D498,075 S \* 11/2004 Mourgue ..... D6/381  
D518,302 S \* 4/2006 Tapinassi et al. .... D6/361  
D542,561 S \* 5/2007 Ricci ..... D6/381  
D560,920 S \* 2/2008 Bedei et al. .... D6/381  
D566,416 S \* 4/2008 Mourgue ..... D6/381  
D566,417 S \* 4/2008 Mourgue ..... D6/381  
D566,980 S \* 4/2008 Mourgue ..... D6/381  
D575,963 S \* 9/2008 Gomez ..... D6/381

\* cited by examiner

*Primary Examiner*—Sandra Snapp

(74) *Attorney, Agent, or Firm*—Cantor Colburn LLP

(57) **CLAIM**

I claim, the ornamental design for a sofa, as shown and described.

**DESCRIPTION**

FIG. 1 is a front perspective view of a sofa showing my new design;

FIG. 2 is another front perspective view thereof;

FIG. 3 is a side perspective view thereof;

FIG. 4 is a rear perspective view thereof;

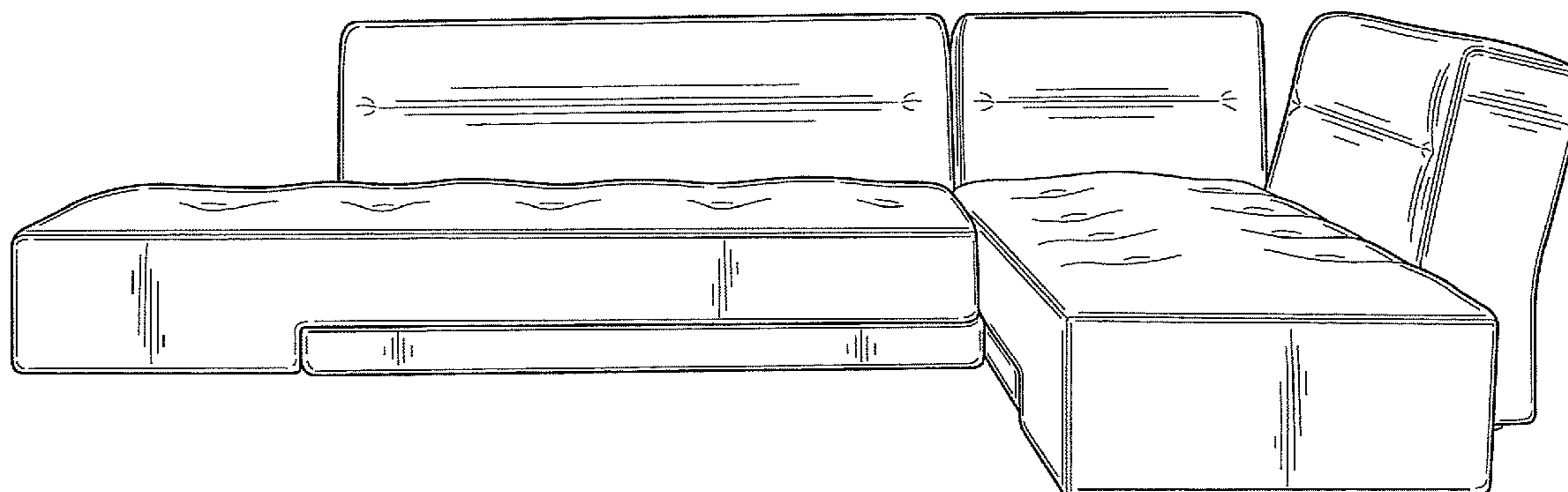
FIG. 5 is a top plan view thereof;

FIG. 6 is another side perspective view thereof;

FIG. 7 is a side elevation view thereof; and,

FIG. 8 is a rear elevation view thereof.

**1 Claim, 8 Drawing Sheets**



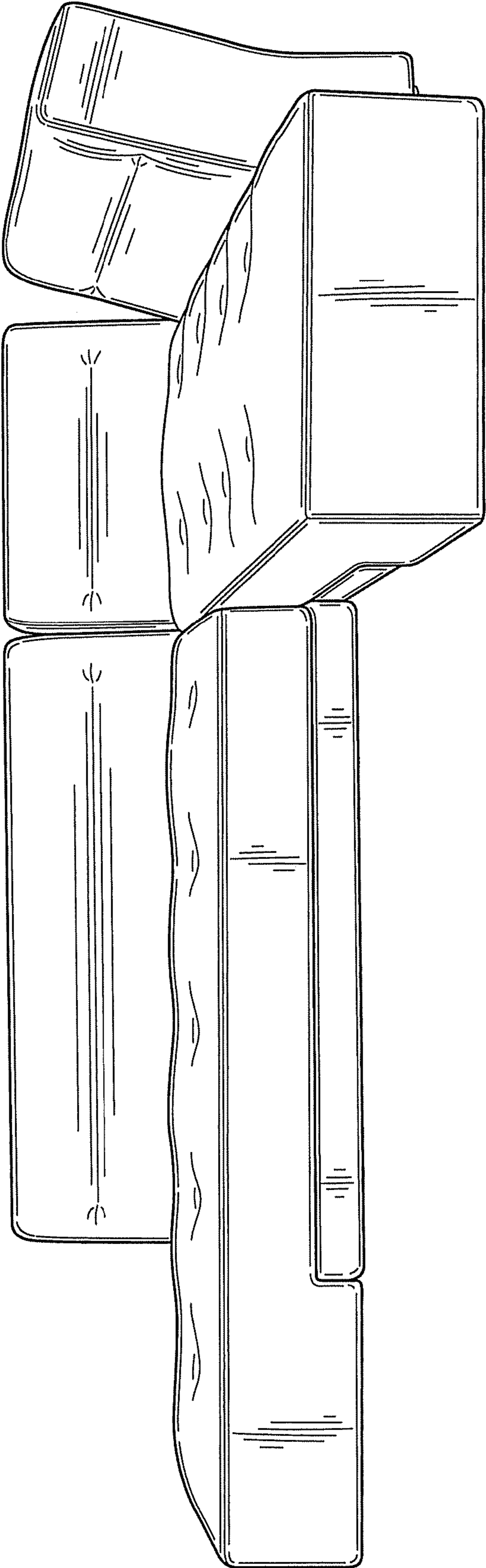


FIG. 1

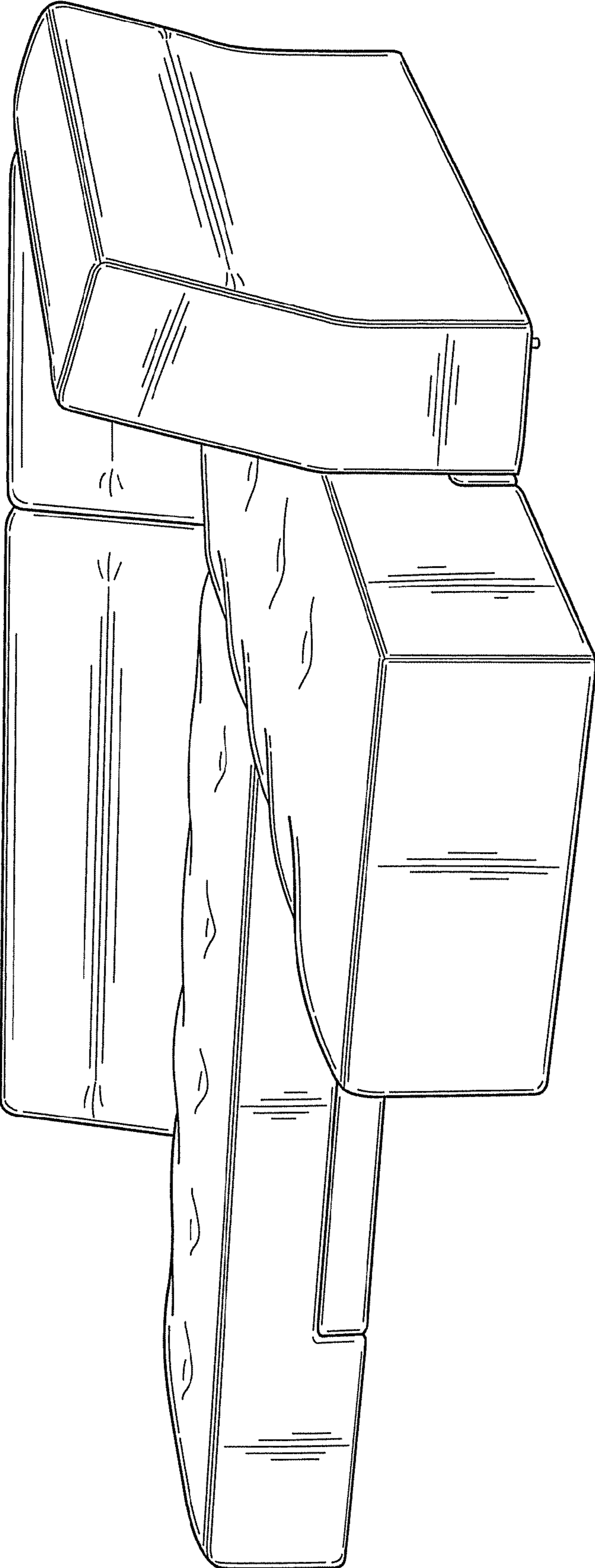


FIG. 2

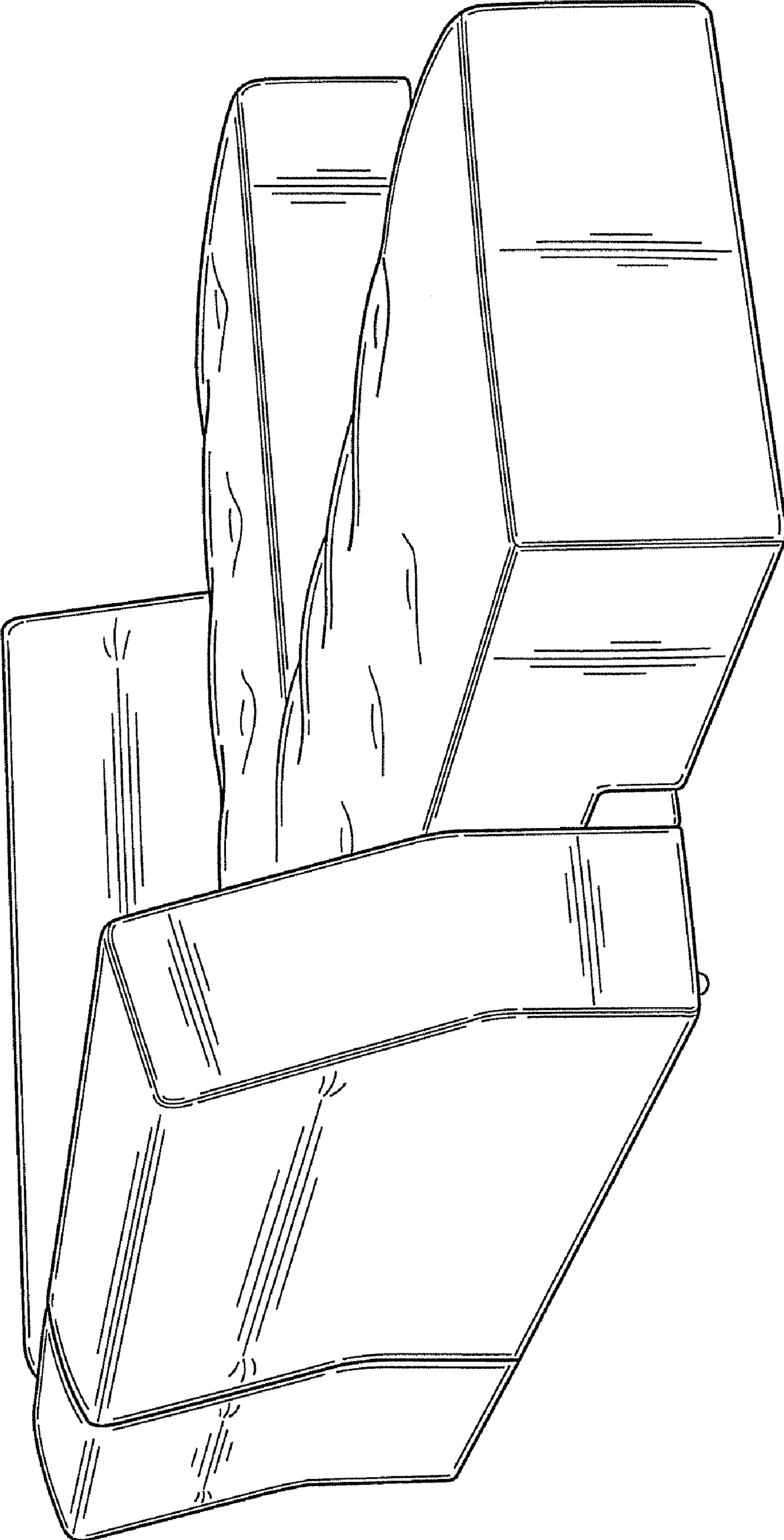


FIG. 3






FIG. 4

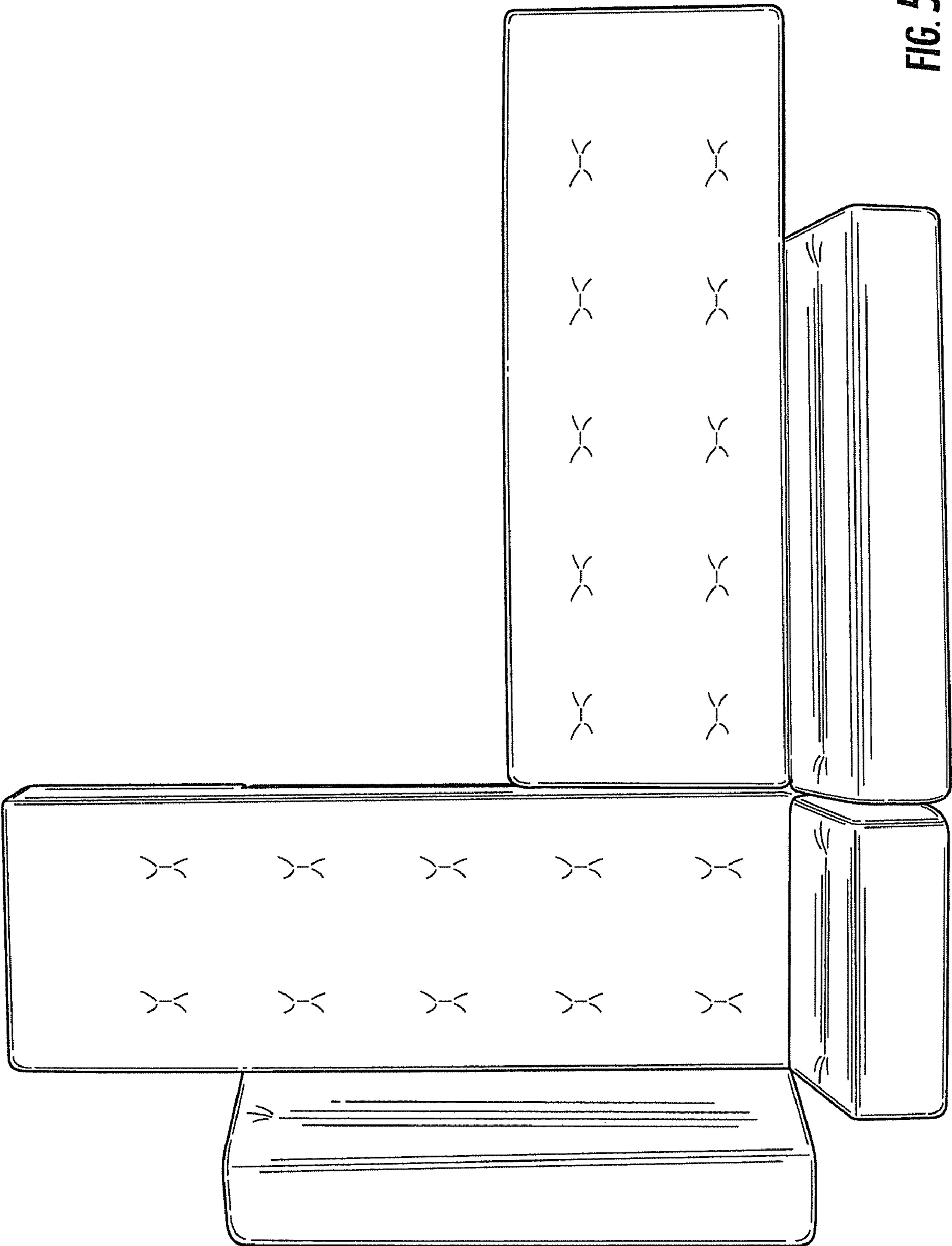


FIG. 5

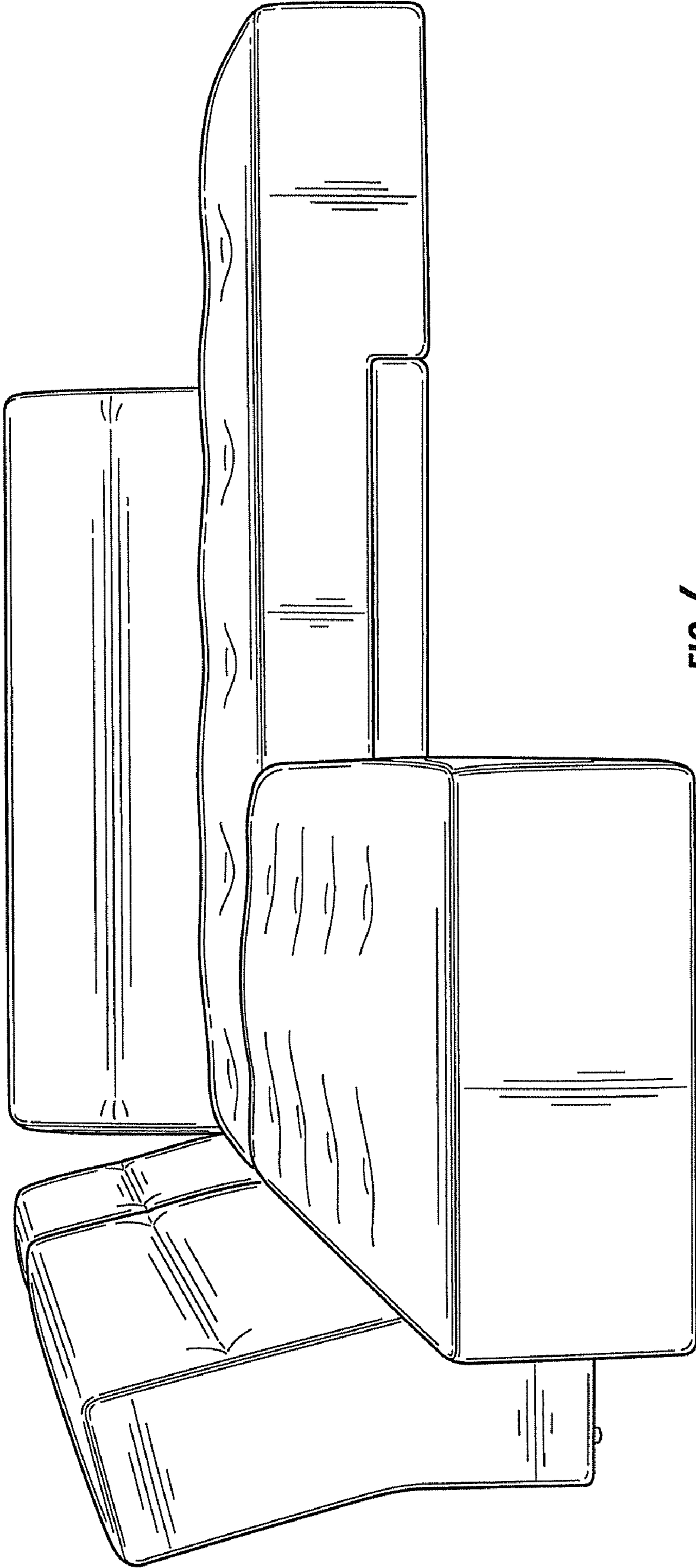


FIG. 6

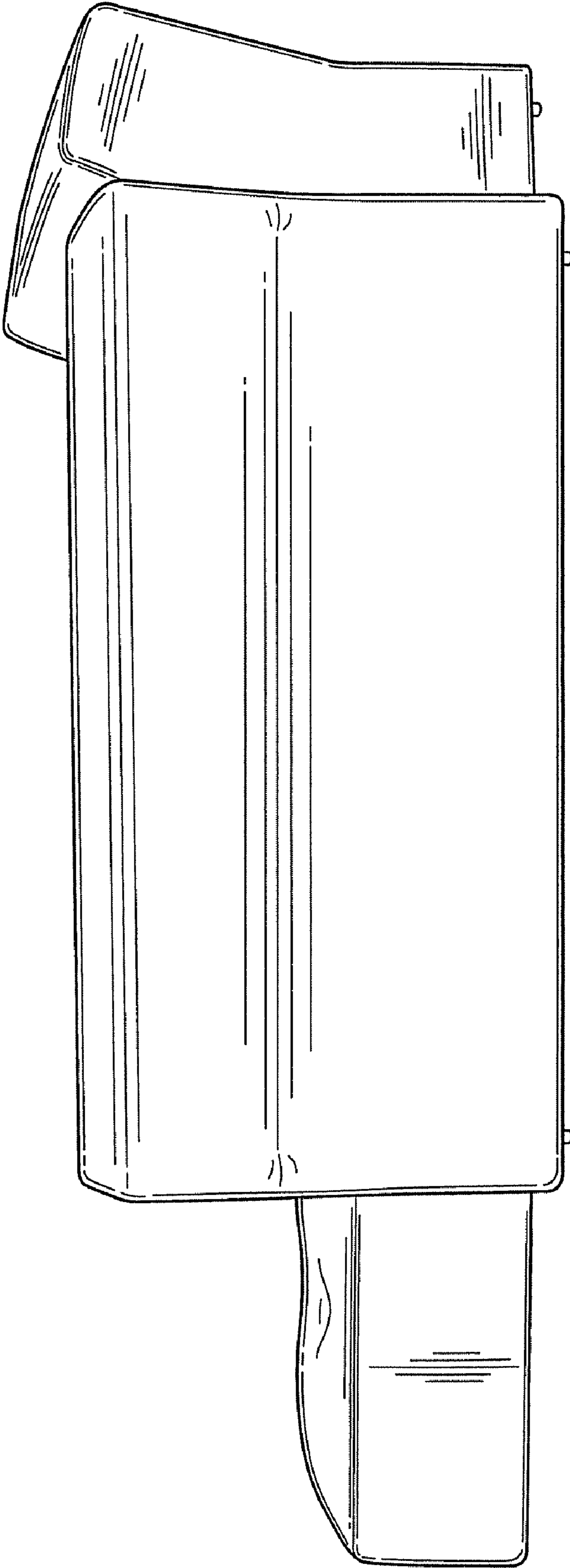


FIG. 7



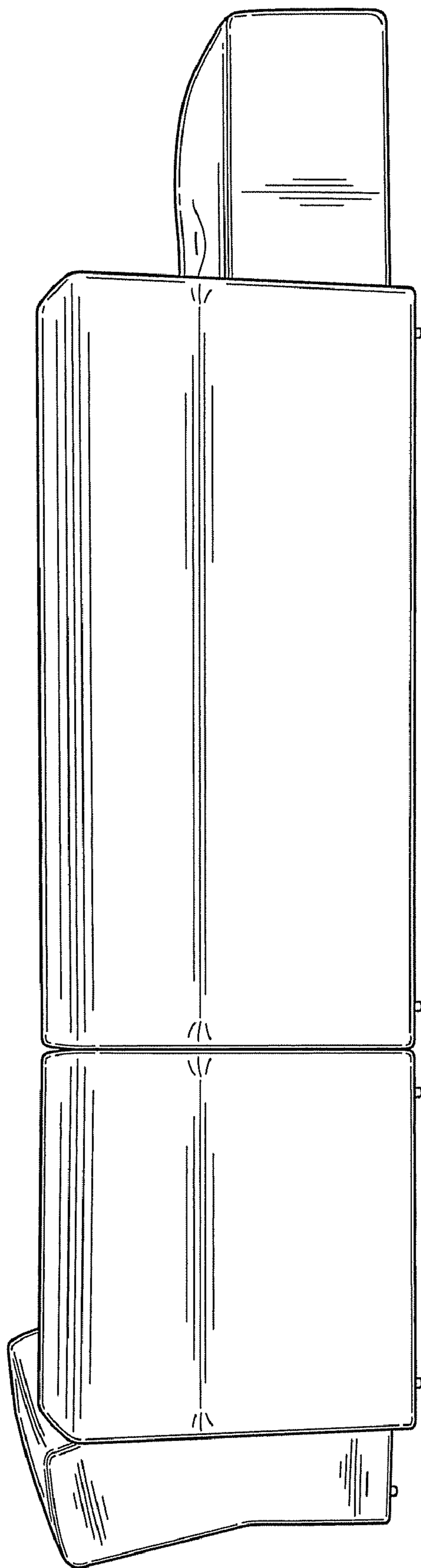


FIG. 8