



US00D587022S

(12) **United States Design Patent**
Goodman et al.

(10) **Patent No.:** **US D587,022 S**
(45) **Date of Patent:** **** Feb. 24, 2009**

(54) **SLIDING HANGER HOLDER**

(75) Inventors: **Sheldon H. Goodman**, Solon, OH (US);
Omer I. Sazir, Cleveland, OH (US)

(73) Assignee: **Spectrum Diversified Designs, Inc.**,
Streetsboro, OH (US)

(**) Term: **14 Years**

(21) Appl. No.: **29/317,032**

(22) Filed: **Apr. 22, 2008**

(51) **LOC (9) Cl.** **06-08**

(52) **U.S. Cl.** **D6/327; D6/320; D6/324**

(58) **Field of Classification Search** D6/315,
D6/317, 320, 323, 324, 327, 328; D8/363,
D8/367, 370; D12/223; 211/1, 13.1, 85.3,
211/86.01; 248/214, 215, 317, 322, 323,
248/339; 223/85-98

See application file for complete search history.

(56) **References Cited**

U.S. PATENT DOCUMENTS

- D247,085 S * 1/1978 Stoddard D6/328
- D269,397 S * 6/1983 Van Duyne D6/567
- D271,546 S * 11/1983 Smith D6/324
- D276,195 S * 11/1984 Smith D6/324
- D304,168 S * 10/1989 Gurganus D12/223
- D309,835 S * 8/1990 Stone et al. D6/328
- D314,867 S * 2/1991 Goodman et al. D6/324

- D323,284 S * 1/1992 Thompson D8/363
- D503,046 S * 3/2005 Caiazzo D6/327
- D509,669 S * 9/2005 Krebs D6/315

* cited by examiner

Primary Examiner—Stella M Reid

Assistant Examiner—Shanda C Hill

(74) *Attorney, Agent, or Firm*—Pearne & Gordon LLP

(57) **CLAIM**

The ornamental design for a sliding hanger holder, as shown and described.

DESCRIPTION

FIG. 1 is a perspective view of a sliding hanger holder showing our new design;

FIG. 2 is a front elevational view thereof;

FIG. 3 is a rear elevational view thereof;

FIG. 4 is a side elevational view thereof;

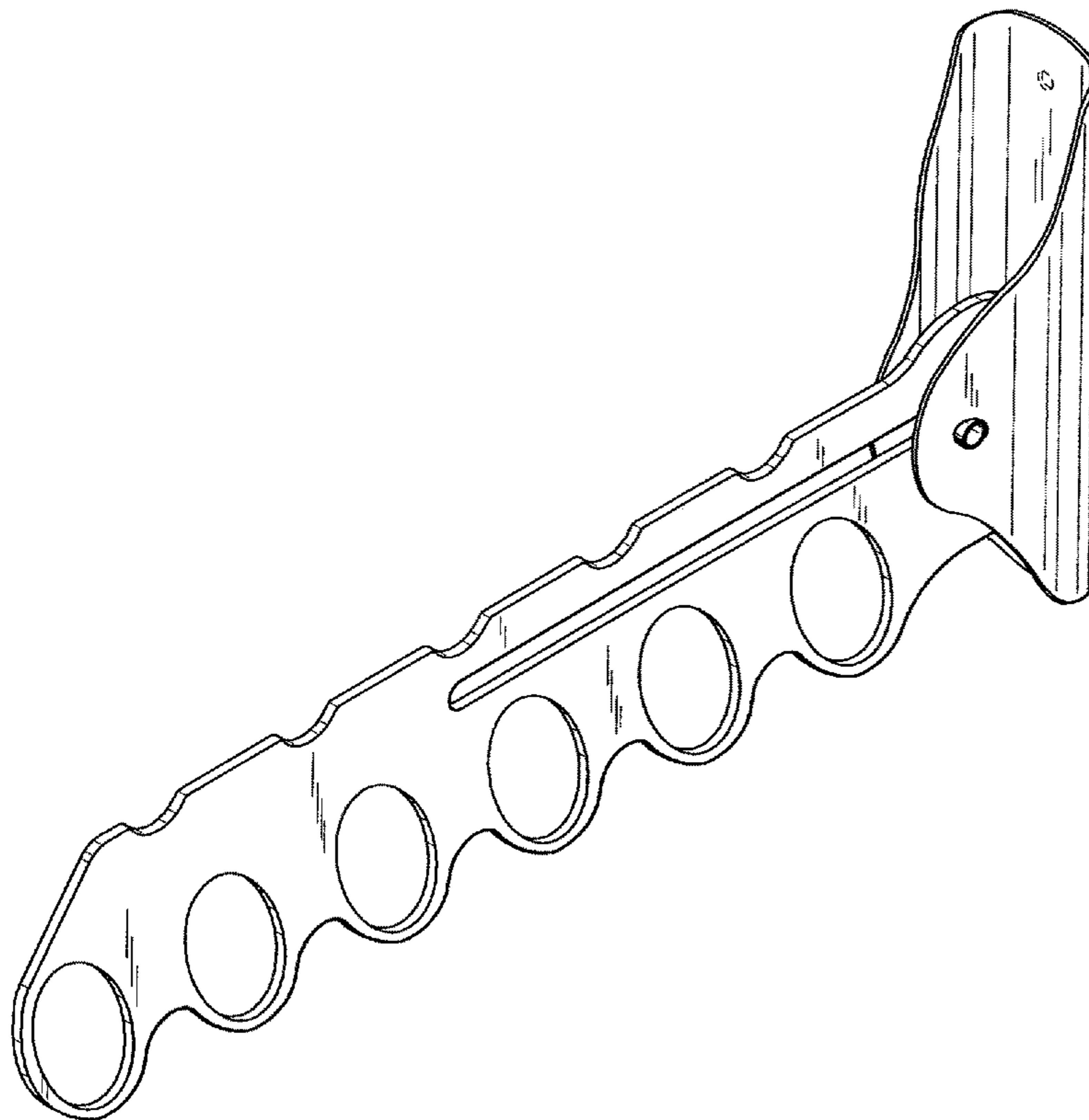
FIG. 5 is a top plan view thereof;

FIG. 6 is a bottom plan view thereof; and,

FIG. 7 is a perspective view of the sliding hanger holder of FIG. 1 with the hanger arm in a vertically extending storage position.

The broken lines shown in the drawing disclosure are for illustrative purposes only and form no part of the claimed design.

1 Claim, 3 Drawing Sheets



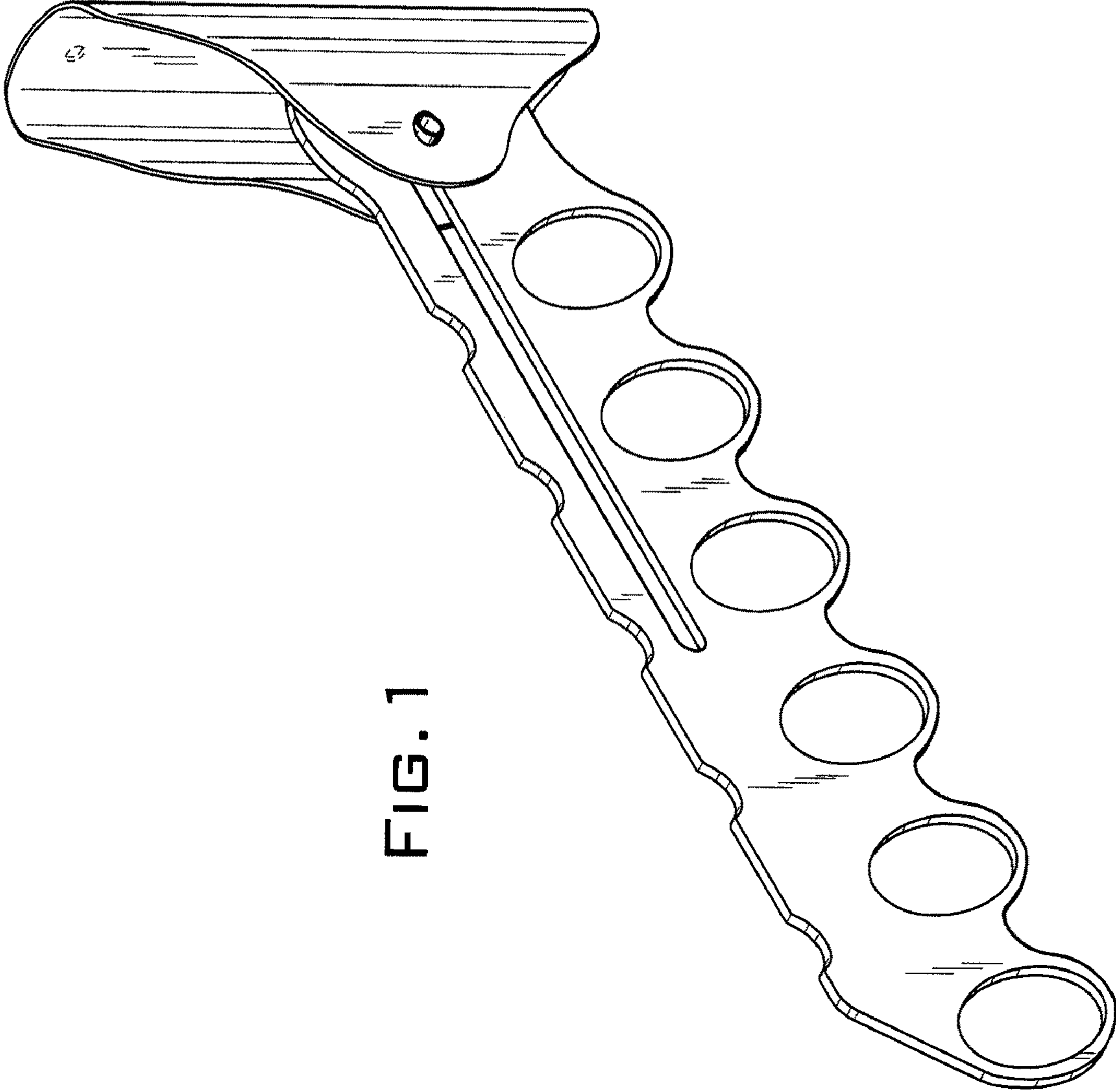


FIG. 1

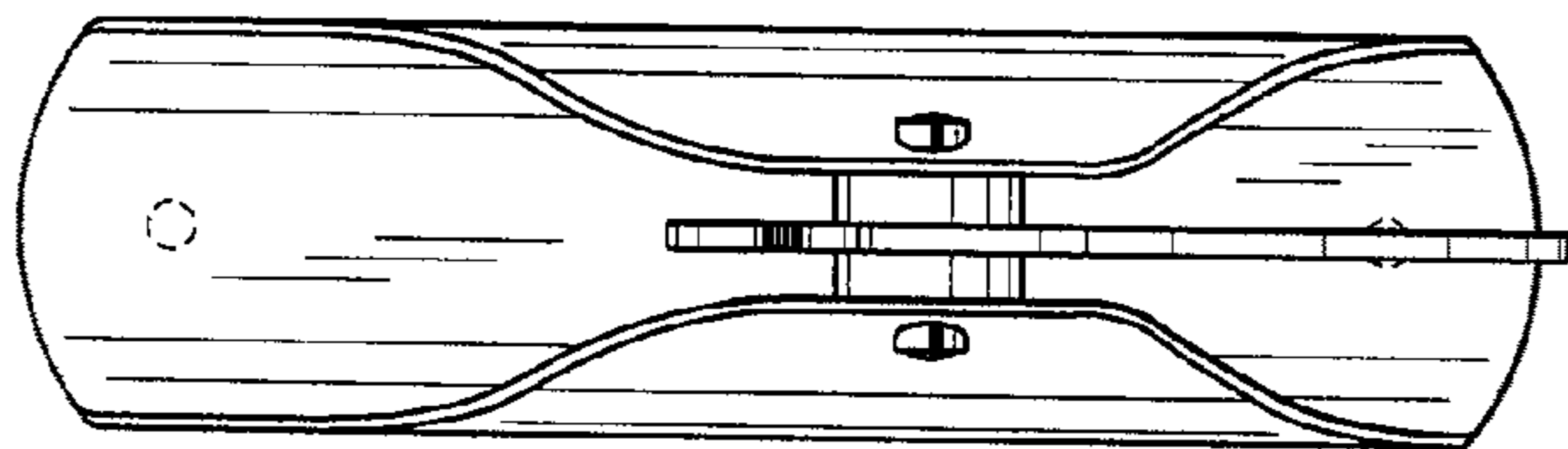


FIG. 2

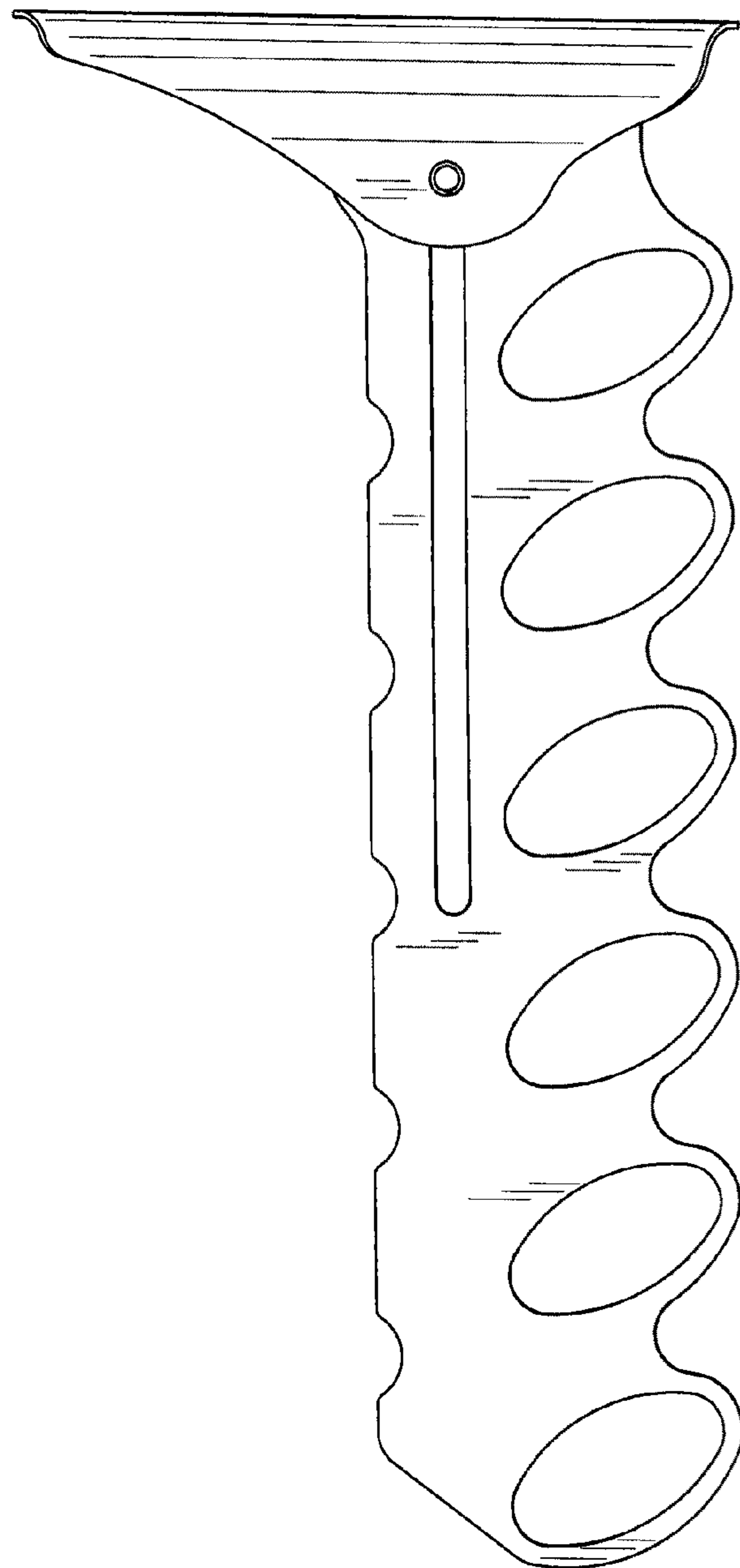


FIG. 4

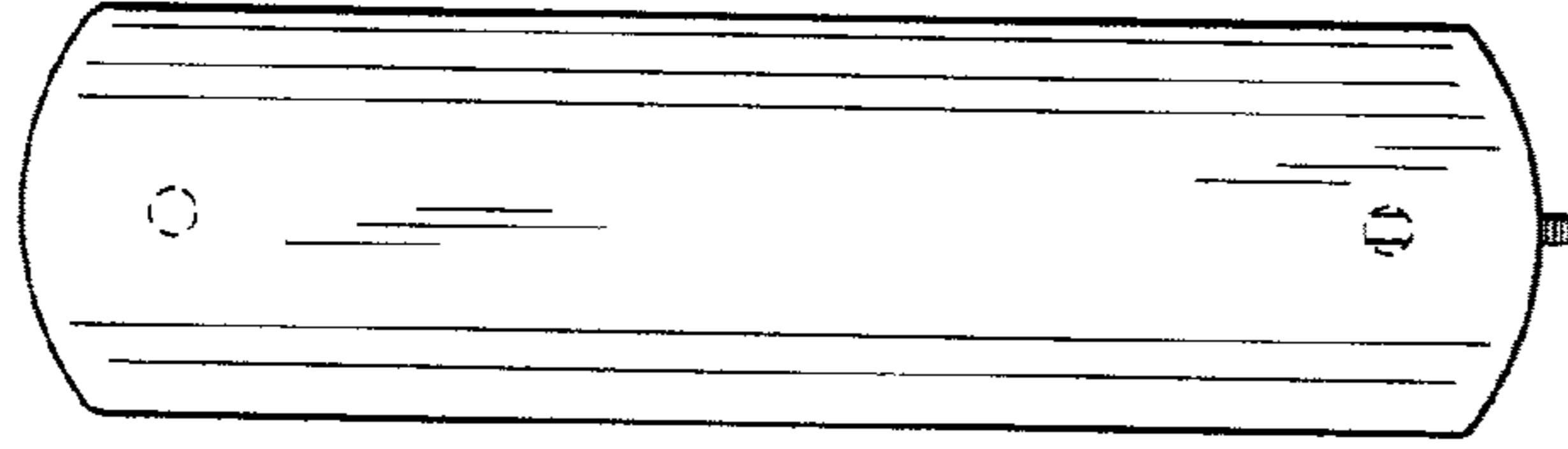


FIG. 3

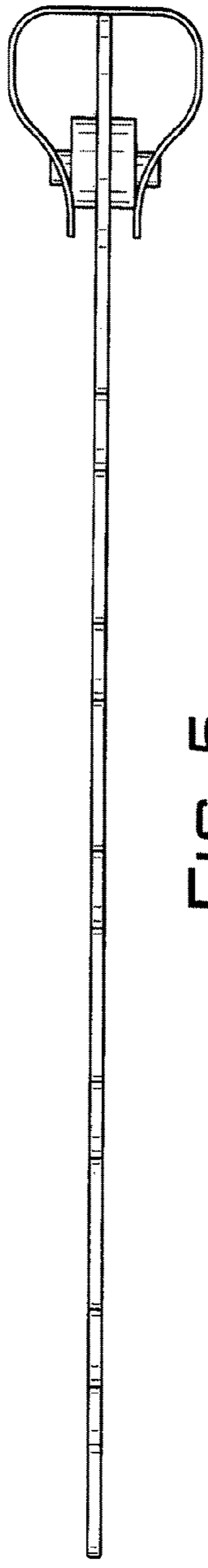


FIG. 5

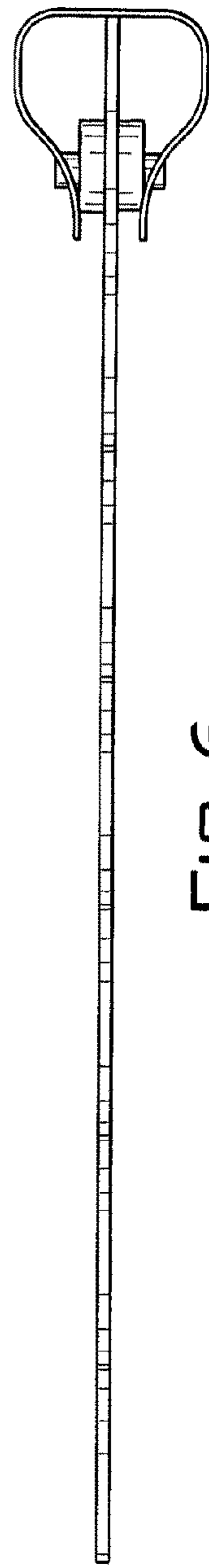


FIG. 6

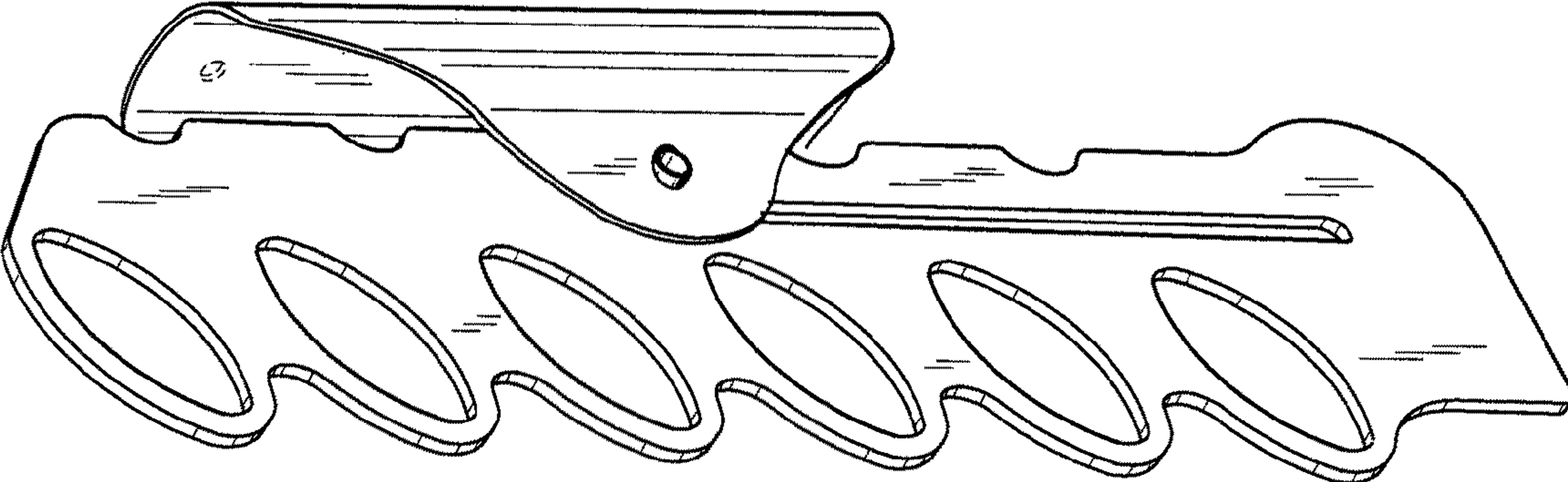


FIG. 7