



US00D587016S

(12) **United States Design Patent**
Yasoshima

(10) **Patent No.:** **US D587,016 S**
(45) **Date of Patent:** **** Feb. 24, 2009**

(54) **COATING TOOL**

(75) Inventor: **Rira Yasoshima**, Tokyo (JP)

(73) Assignee: **Tsukineko Co., Ltd.**, Tokyo (JP)

(**) Term: **14 Years**

(21) Appl. No.: **29/253,340**

(22) Filed: **Feb. 3, 2006**

(30) **Foreign Application Priority Data**

Dec. 26, 2005 (JP) 2005-038040

(51) **LOC (9) Cl.** **04-01**

(52) **U.S. Cl.** **D4/114; D4/137**

(58) **Field of Classification Search** D4/103,
D4/114, 127, 137; D21/385, 386, 388; 15/104.92,
15/104.94, 227; 401/6, 7; 101/333, 405,
101/406; 273/288-290; D8/300, 307, 310;
16/414, 417, 433, 441

See application file for complete search history.

(56) **References Cited**

U.S. PATENT DOCUMENTS

1,297,784 A * 3/1919 Birnbaum 15/227
2,873,464 A * 2/1959 Rosenthal 401/196

5,870,796 A * 2/1999 Yasoshima 15/244.1
6,098,237 A * 8/2000 Yasoshima 15/227
D522,840 S * 6/2006 Haug et al. D8/310

* cited by examiner

Primary Examiner—Melanie H Tung

Assistant Examiner—Lavone D Tabor

(74) *Attorney, Agent, or Firm*—Seed IP Law Group PLLC

(57) **CLAIM**

The ornamental design for a coating tool, as shown and described.

DESCRIPTION

FIG. 1 is a front elevation view of a coating tool showing my new design, the rear elevation view being identical thereof.


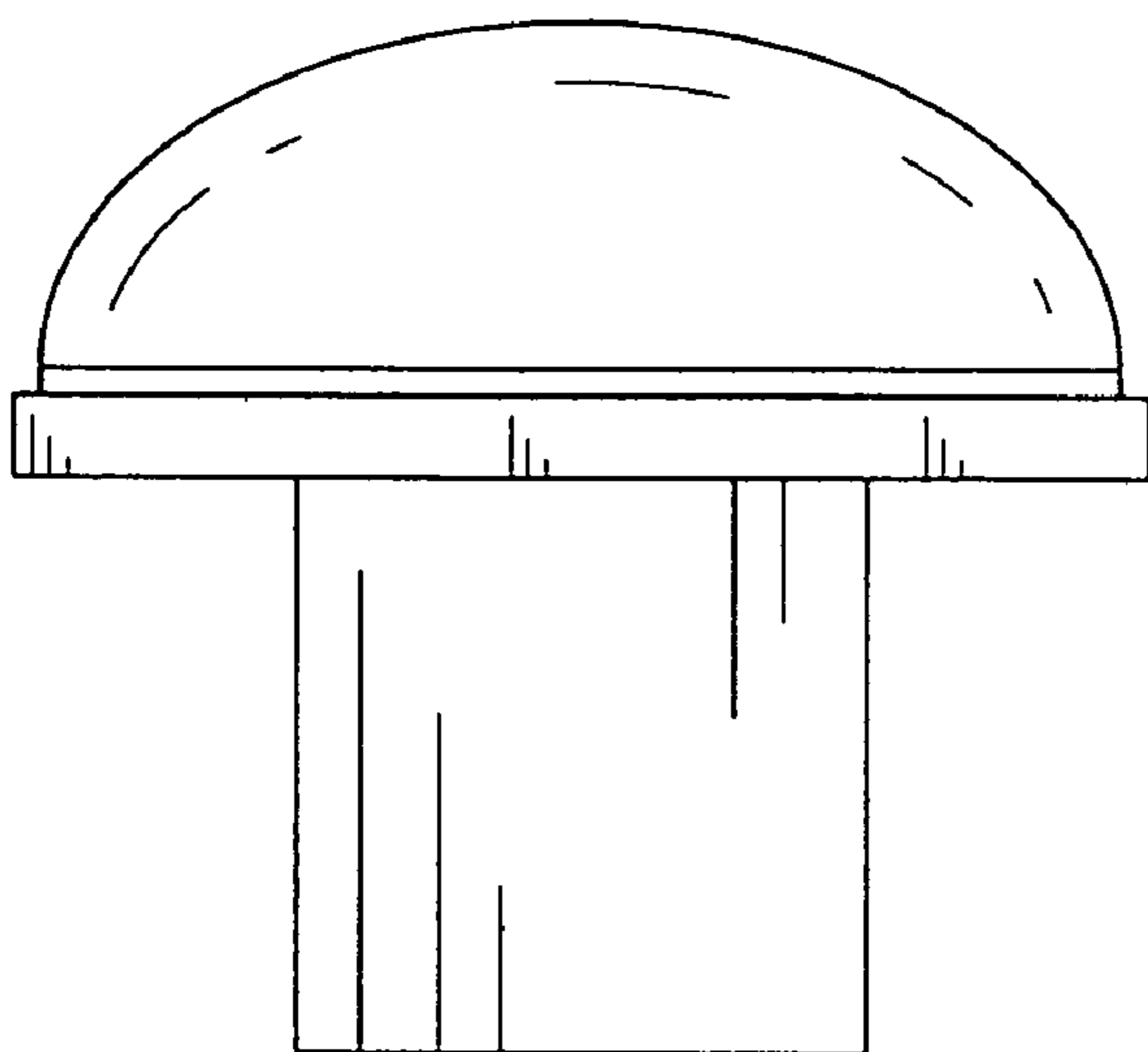
FIG. 2 is a top plan view thereof.

FIG. 3 is a right side elevation view, the left side elevation view being identical thereof; and,

FIG. 4 is a bottom plan view thereof.

The broken line shown in FIG. 4 represents the bounds of the claimed design and forms no part thereof.

1 Claim, 2 Drawing Sheets



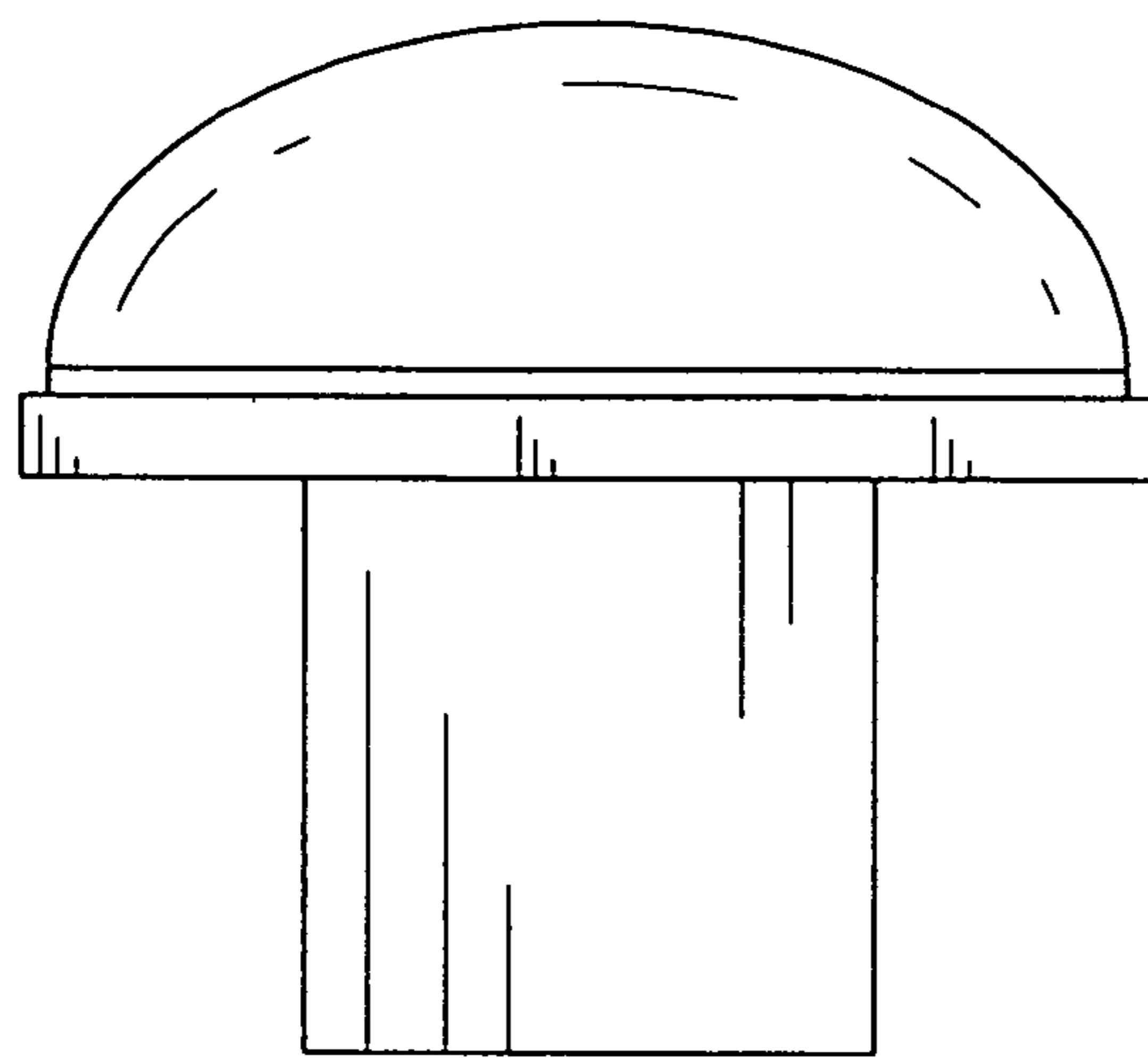


FIG. 1




FIG. 2

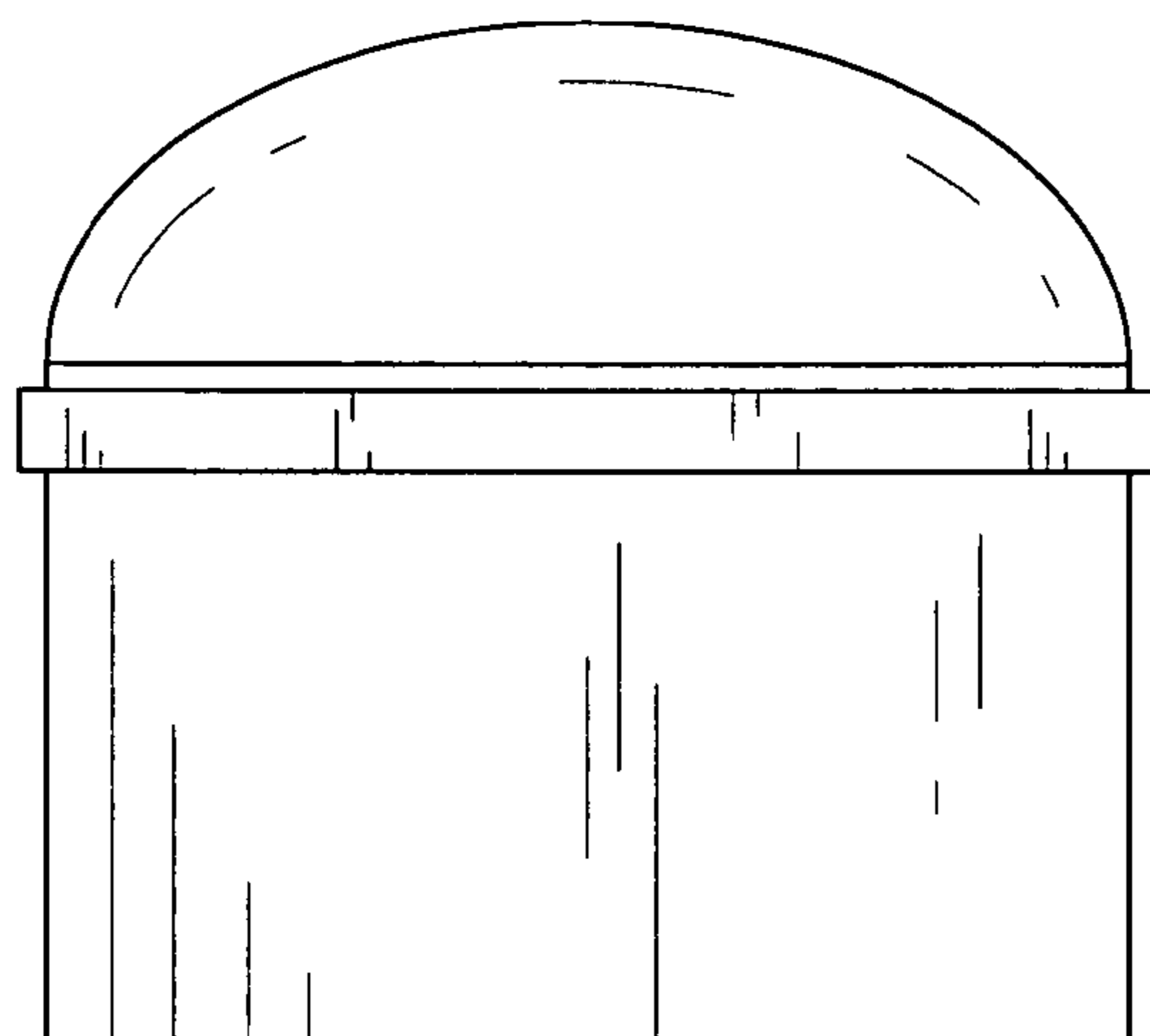


FIG. 3

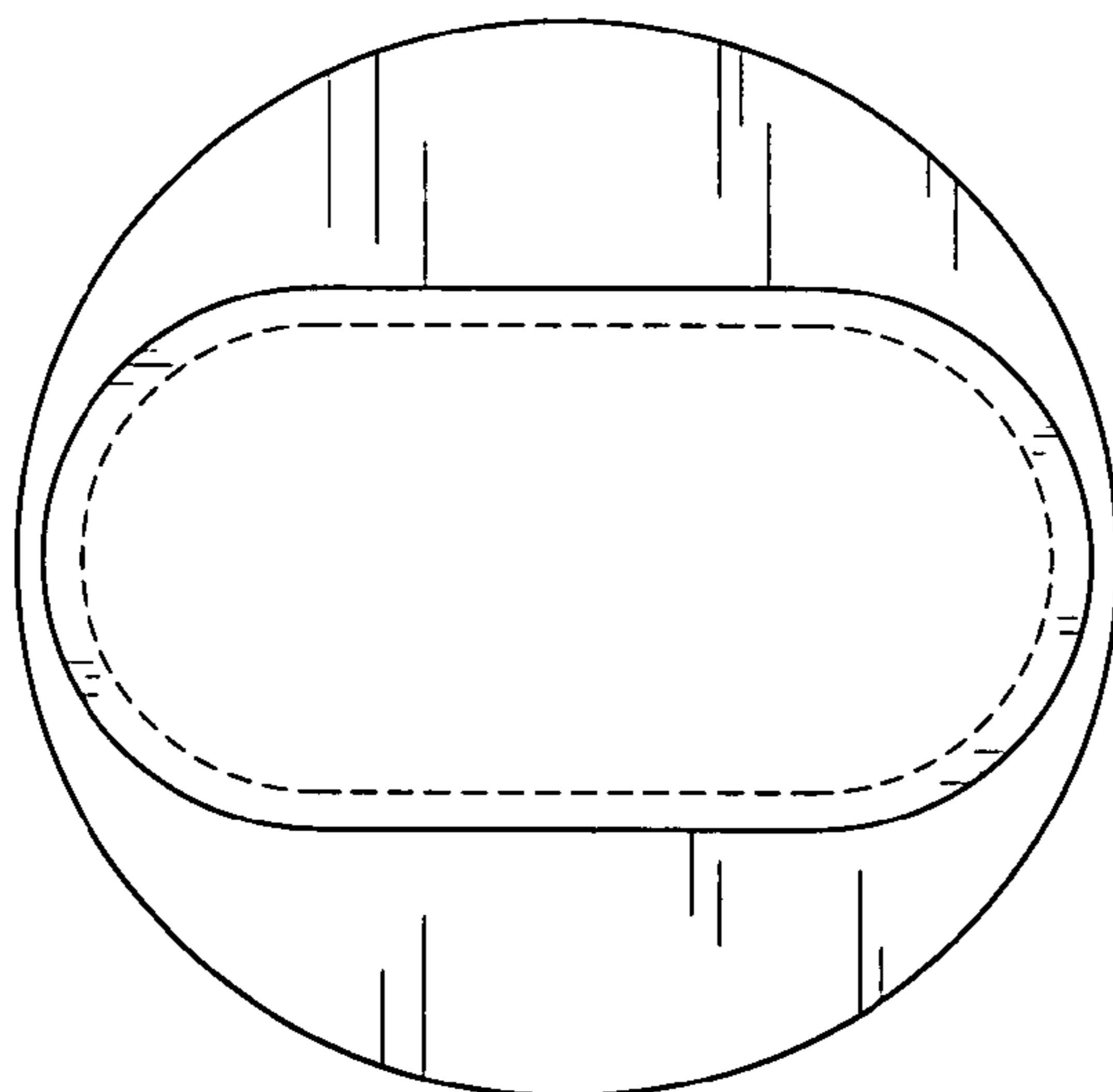


FIG. 4