



US00D587015S

(12) **United States Design Patent**
Le Coq et al.

(10) **Patent No.:** **US D587,015 S**
(45) **Date of Patent:** **** Feb. 24, 2009**

(54) **CONTAINER FOR FLY FISHING TACKLE**

(75) Inventors: **John Land Le Coq**, Silverthorne, CO (US); **David Thompson**, Overland Park, KS (US)

(73) Assignee: **fishpond, LLC**, Silverthorne, CO (US)

(**) Term: **14 Years**

(21) Appl. No.: **29/317,413**

(22) Filed: **Apr. 29, 2008**

Related U.S. Application Data

(62) Division of application No. 29/291,102, filed on Aug. 14, 2007, now Pat. No. Des. 567,505, which is a division of application No. 29/260,339, filed on May 23, 2006, now Pat. No. Des. 548,460, which is a division of application No. 29/213,357, filed on Sep. 16, 2004, now Pat. No. Des. 521,234.

(51) **LOC (9) Cl.** **03-01**

(52) **U.S. Cl.** **D3/321; D3/260; D3/301; D3/904**

(58) **Field of Classification Search** D3/218, D3/260, 267, 289, 301, 303, 904, 905, 215-217, D3/265, 318-319, 321, 902; 206/315.11, 206/579; 43/54.1; D2/829-830; D6/632
See application file for complete search history.

(56) **References Cited**

U.S. PATENT DOCUMENTS

D379,262 S 5/1997 Seigel
D425,295 S * 5/2000 Borja et al. D3/203.1
D430,393 S * 9/2000 Conway D3/203.3

(Continued)

OTHER PUBLICATIONS

Chest/Fanny Pack, shown open—from L.L. Bean-Fly Fishing Catalog 2001 (available on line at <http://catalogs.google.com>).

J.W. Outfitters Deluxe Pocket Pack—from Bob Marriott's Fly Fishing Store Catalog, 2002 (available as above).

Chest and Hydration Pack—from Orvis-Fly Fishing Catalog, Spring 2003 (available as above).

Primary Examiner—Philip S Hyder

Assistant Examiner—Roselynn Cody

(74) *Attorney, Agent, or Firm*—Reinhart Boerner Van Deuren s.c.

(57) **CLAIM**

The ornamental design for a container for fly fishing tackle, as shown and described.

DESCRIPTION

FIG. 1 is a perspective view of a container for fly fishing tackle showing my new design;

FIG. 2 is a front elevational view of the container for fly fishing tackle illustrated in FIG. 1;

FIG. 3 is a left-side elevational view of the container for fly fishing tackle illustrated in FIGS. 1 and 2;

FIG. 4 is a right-side elevational view of the container for fly fishing tackle illustrated in FIGS. 1-3;

FIG. 5 is a rear elevational view of the container for fly fishing tackle illustrated in FIGS. 1-4.

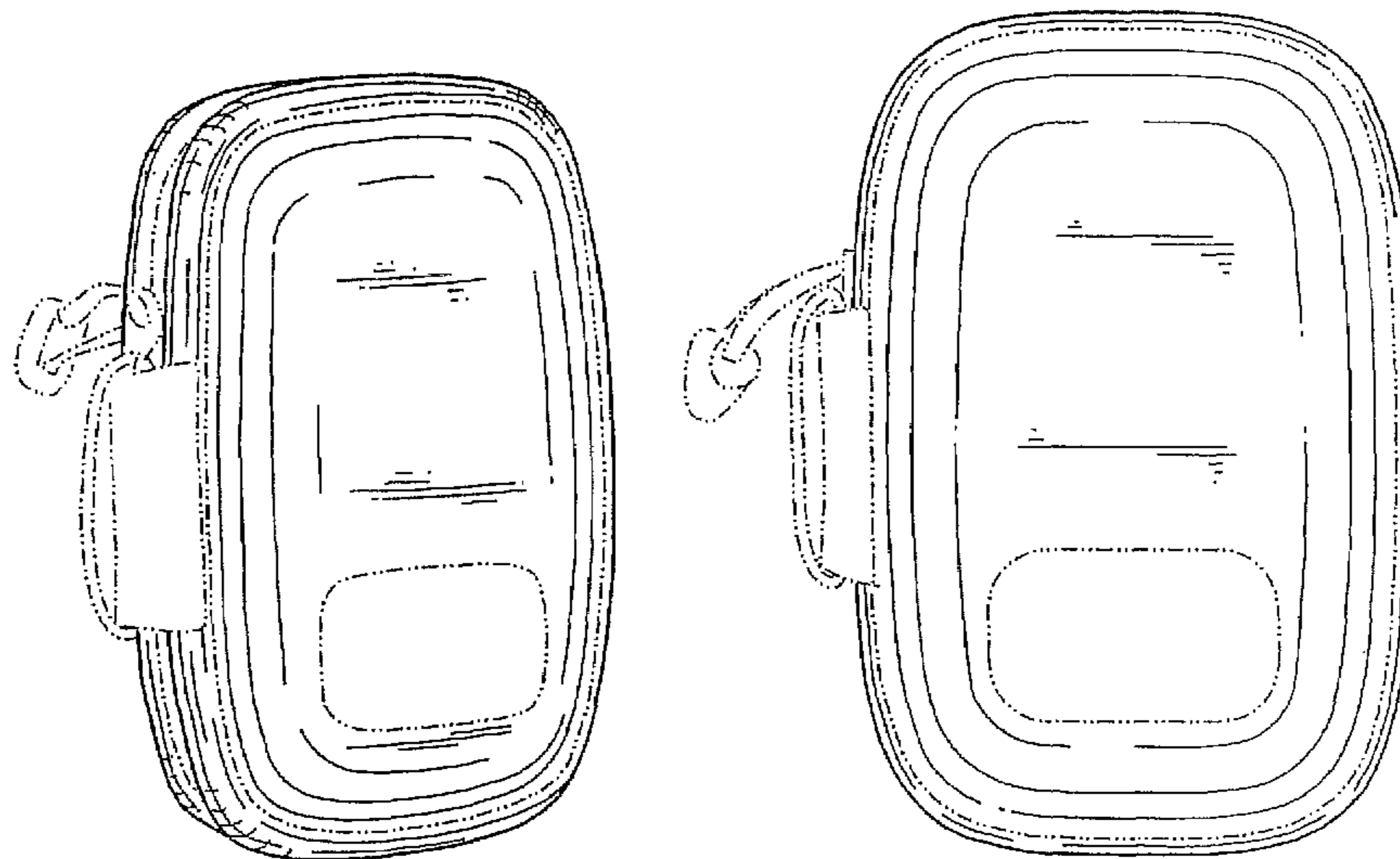
FIG. 6 is a top plan view of the container for fly fishing tackle illustrated in FIGS. 1-5; and,

FIG. 7 is a bottom plan view of the container for fly fishing tackle illustrated in FIGS. 1-6.

The detail shown in broken lines is for illustrative purposes only and forms no part of the claimed design.

The broken lines just inside the edge or trim of the front and back shell are directed to environment. The remaining broken lines define boundary, within which no claim is made.

1 Claim, 2 Drawing Sheets



US D587,015 S

Page 2

U.S. PATENT DOCUMENTS

D451,674 S *	12/2001	Leins	D3/301	D516,813 S *	3/2006	Tortorella et al.	D3/301
D457,723 S	5/2002	Tyler			D534,353 S *	1/2007	Hsieh	D3/279
6,471,054 B2	10/2002	Nevarez			7,213,364 B2	5/2007	Noraker		
D481,250 S *	10/2003	Hassett	D6/632	D548,455 S *	8/2007	Aliberti et al.	D3/216
D491,357 S	6/2004	Hassett			D548,460 S *	8/2007	Le Coq et al.	D3/260
D494,000 S *	8/2004	Palmer	D6/632	D553,349 S *	10/2007	Aliberti et al.	D3/216
D495,185 S *	8/2004	Palmer	D6/632	D567,505 S *	4/2008	Le Coq et al.	D3/260

* cited by examiner

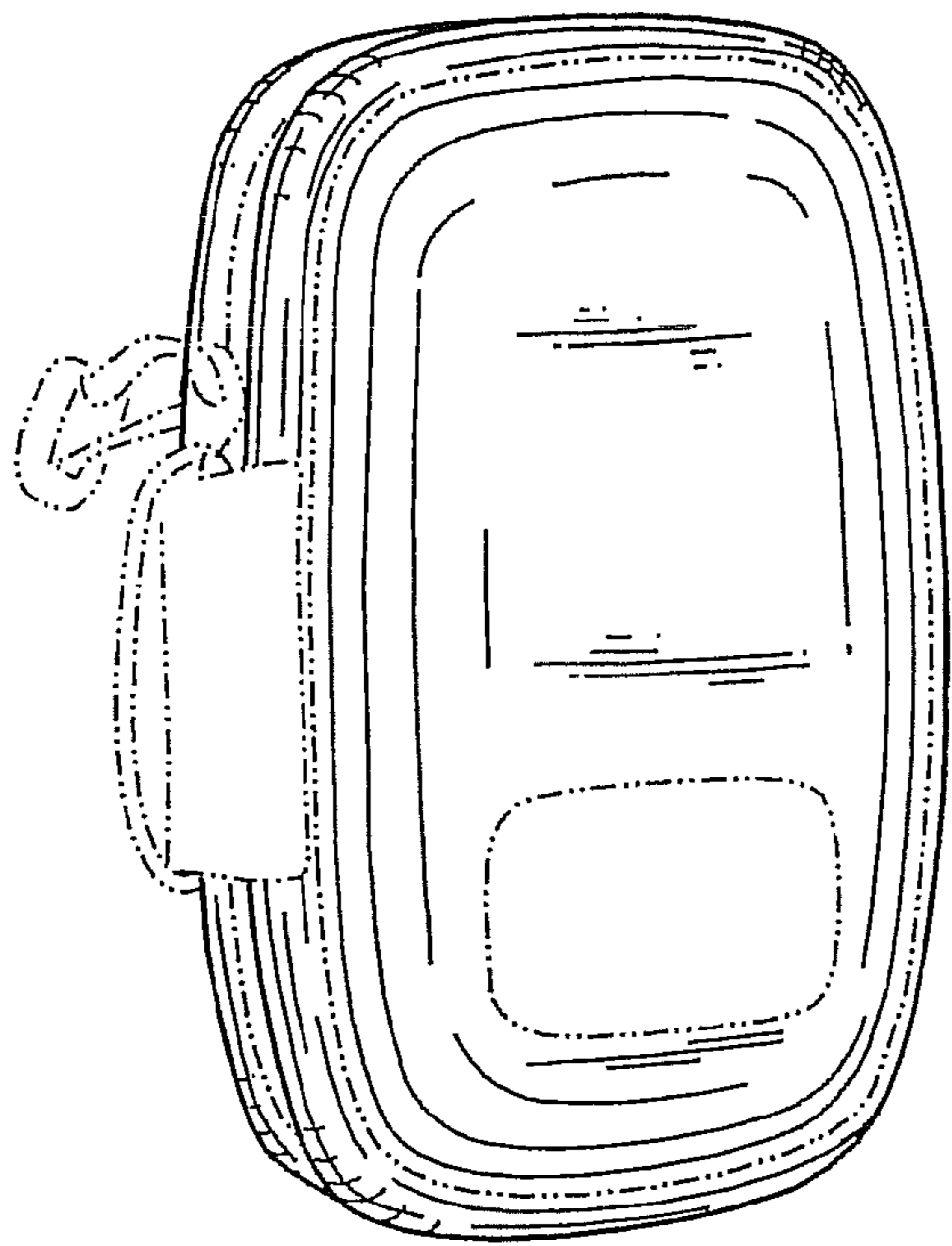


FIG. 1

FIG. 3

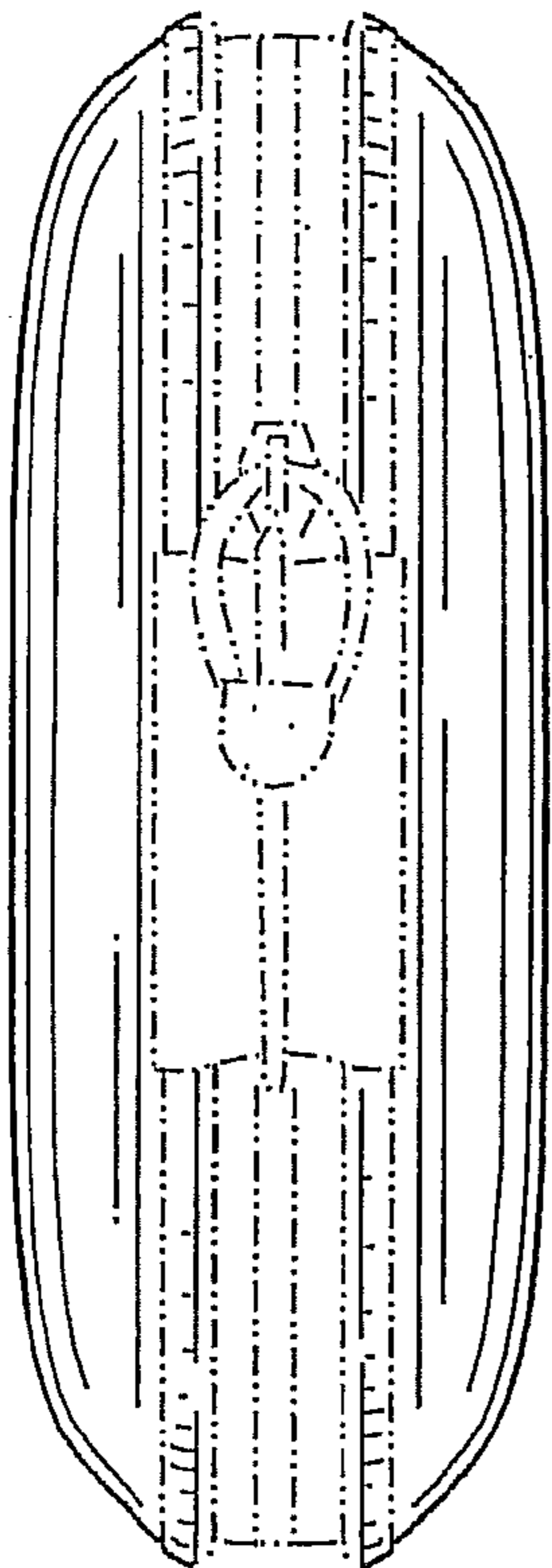
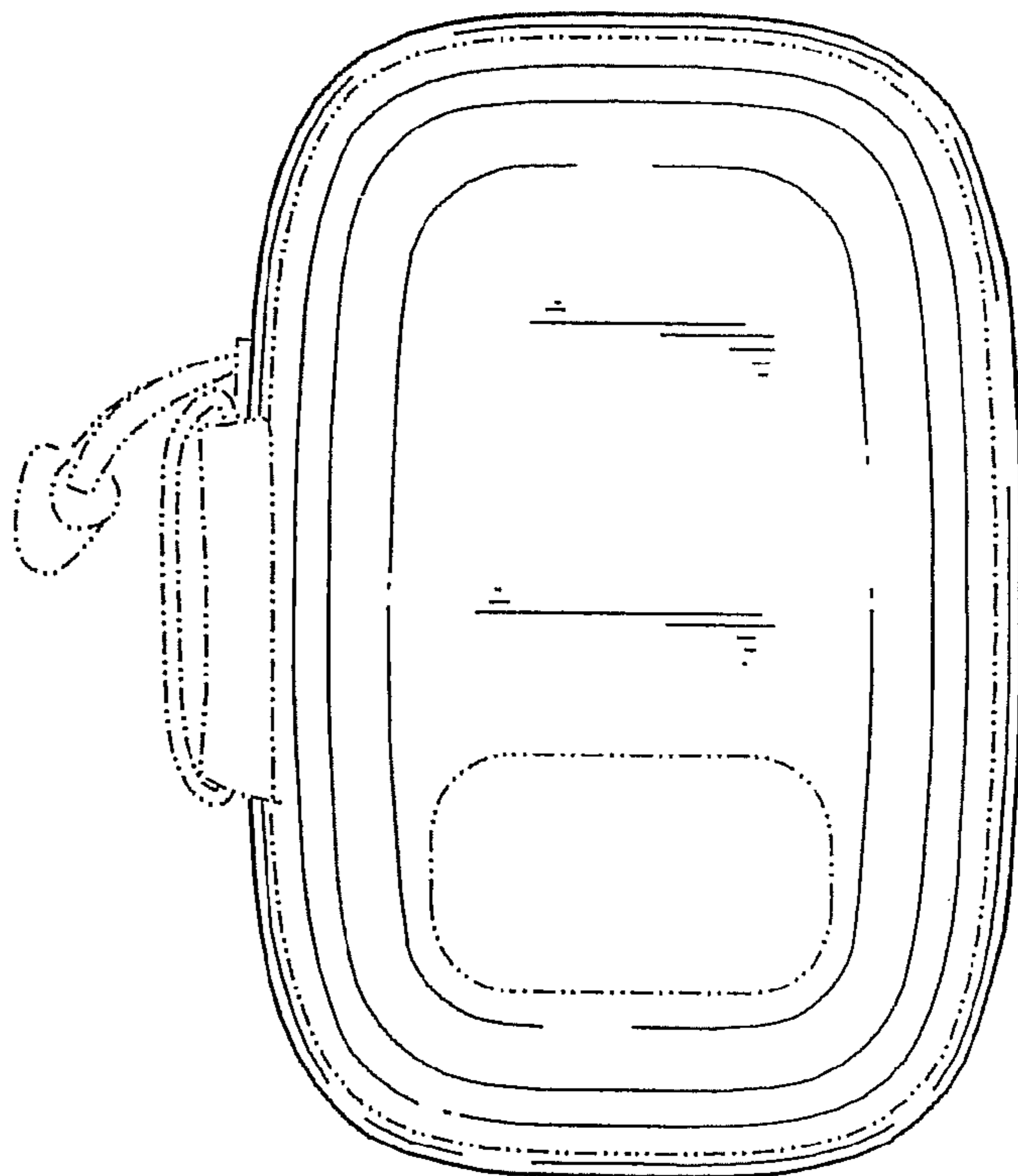


FIG. 2






FIG. 4

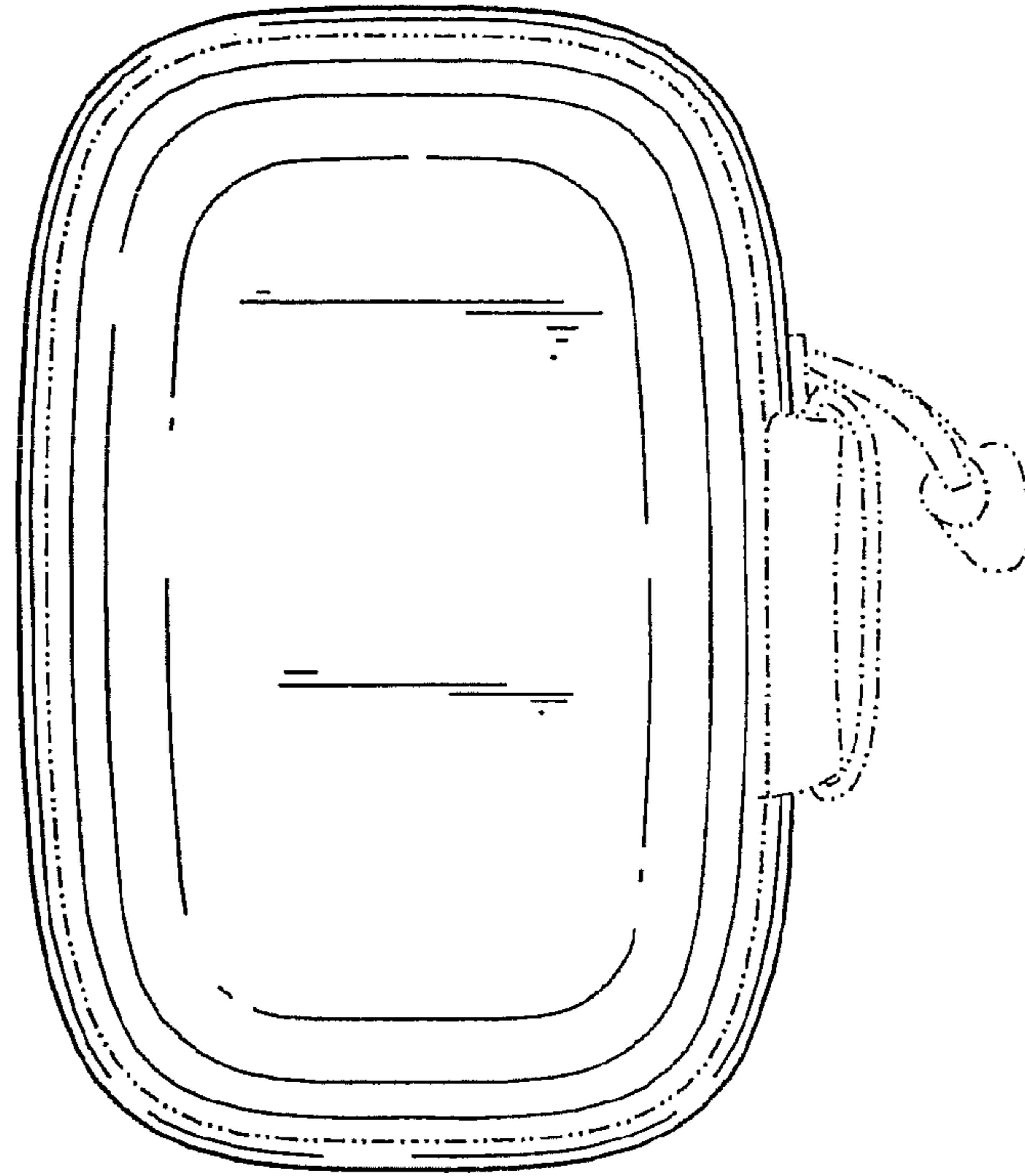


FIG. 5

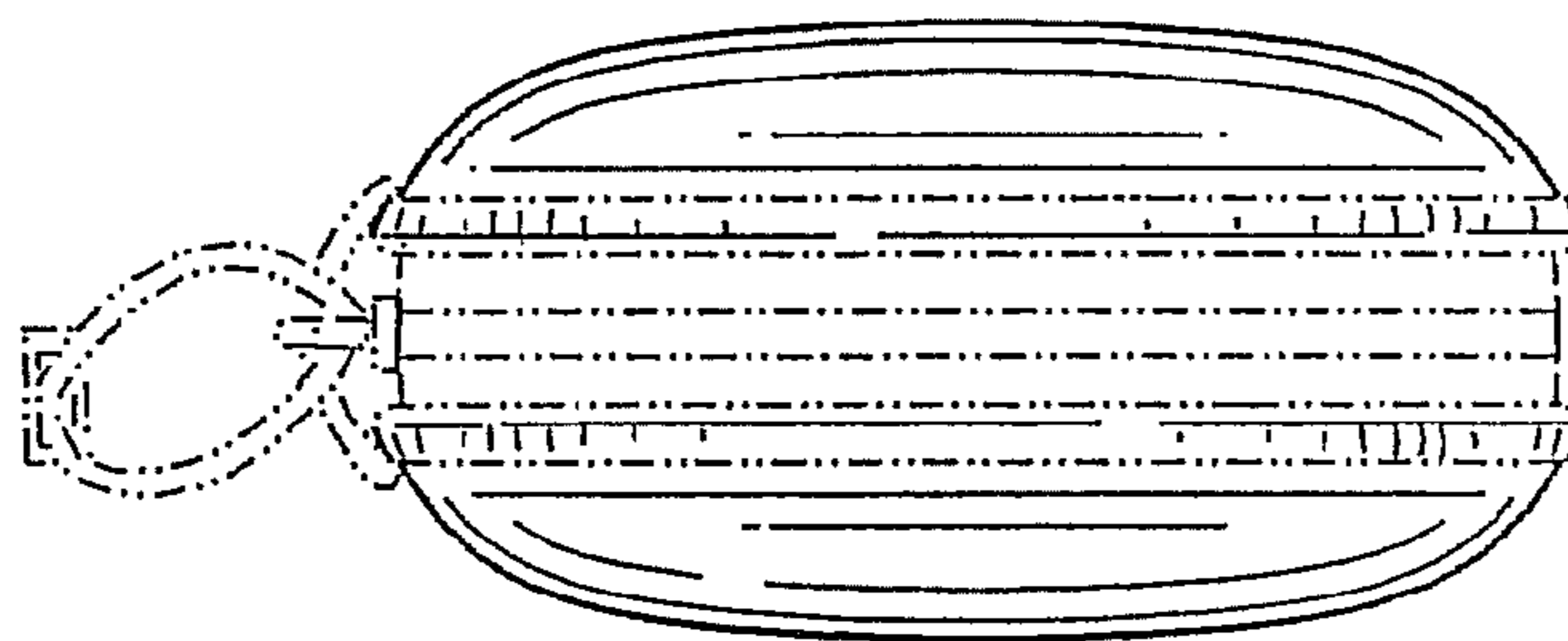


FIG. 6

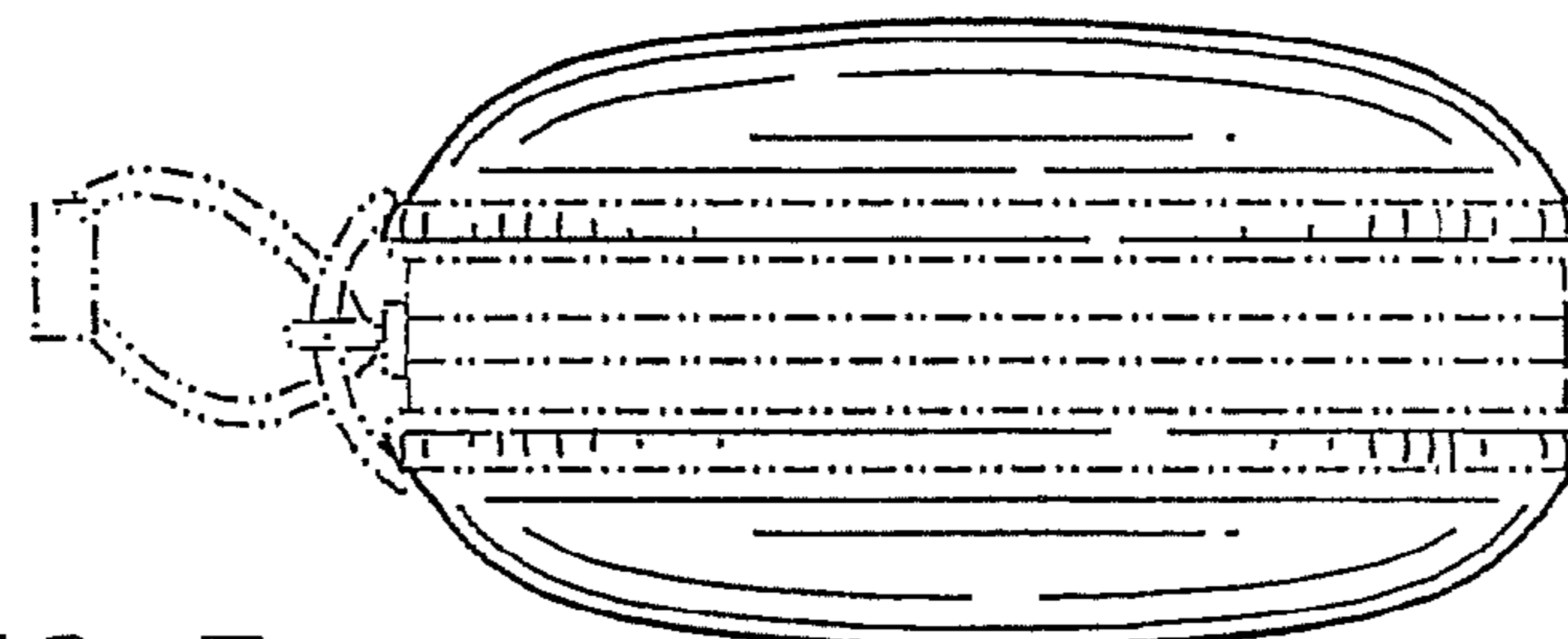


FIG. 7