

US00D587002S

(12) **United States Design Patent**
Chang

(10) **Patent No.:** **US D587,002 S**

(45) **Date of Patent:** **** Feb. 24, 2009**

(54) **SHOE UPPER**

(75) Inventor: **Leo Chang**, Beaverton, OR (US)

(73) Assignee: **NIKE, Inc.**, Beaverton, OR (US)

(**) Term: **14 Years**

(21) Appl. No.: **29/326,588**

(22) Filed: **Oct. 21, 2008**

(51) **LOC (9) Cl.** **02-99**

(52) **U.S. Cl.** **D2/972**

(58) **Field of Classification Search** D2/896,
D2/902, 906-908, 943, 944, 969, 972-974;
36/45, 50.1, 77 M, 77 R, 83, 88, 113, 114,
36/126-131

See application file for complete search history.

(56) **References Cited**

U.S. PATENT DOCUMENTS

D114,457 S 12/1939 Ochs
D174,987 S 6/1955 Gillis
4,222,183 A 9/1980 Haddox

(Continued)

OTHER PUBLICATIONS

Nike Fall Catalog 1987, published Jan. 1987, p. 100.
Nike Fall Catalog 1989, published Dec. 1988, p. 54.
Nike Fall Catalog 1990, published Dec. 1989, p. 56.
Nike Fall Catalog 1990, published 1989, p. 30.
Nike Fall Catalog 1993, published Dec. 1992, p. 32.
Nike Fall Catalog 1995, published Nov. 1994, p. 28.
Nike Holiday Catalog 1996, published Mar. 1996, p. 44.
Nike Spring Catalog 1997, published Jun. 1996, p. 41.
Nike Late Spring Catalog 1997, published Sep. 1996, p. 8.

Nike Late Spring Catalog 1997, published Sep. 1996, p. 202.
Nike Spring Catalog 1998, published Jun. 1997, p. 113.
Nike Late Spring Catalog 1998, published Sep. 1997, p. 60.
Nike Spring Catalog 2000 #1, published Jul. 1999, p. M30.
Nike Spring Catalog 2000 #1, published Jul. 1999, p. M80.
Nike Spring Catalog 2002, published Jun. 2001, p. M28.
Nike Fall Catalog 2003, published Nov. 2002, p. M59.
Nike Fall Catalog 2003, published Nov. 2002, p. W55.
Nike Holiday Catalog 2003, published Mar. 2003, p. M20.
Nike Late Spring Catalog 2004, published Sep. 2003, p. M33.
Nike Summer Catalog 2007, published Sep. 2006, p. 21.

Primary Examiner—Dominic Simone

(74) *Attorney, Agent, or Firm*—Banner & Witcoff, Ltd.

(57) **CLAIM**

The ornamental design for a shoe upper, as shown and described.

DESCRIPTION

FIG. 1 is a front perspective view of a first shoe upper showing my new design;

FIG. 2 is a rear perspective view thereof;

FIG. 3 is a side view thereof;


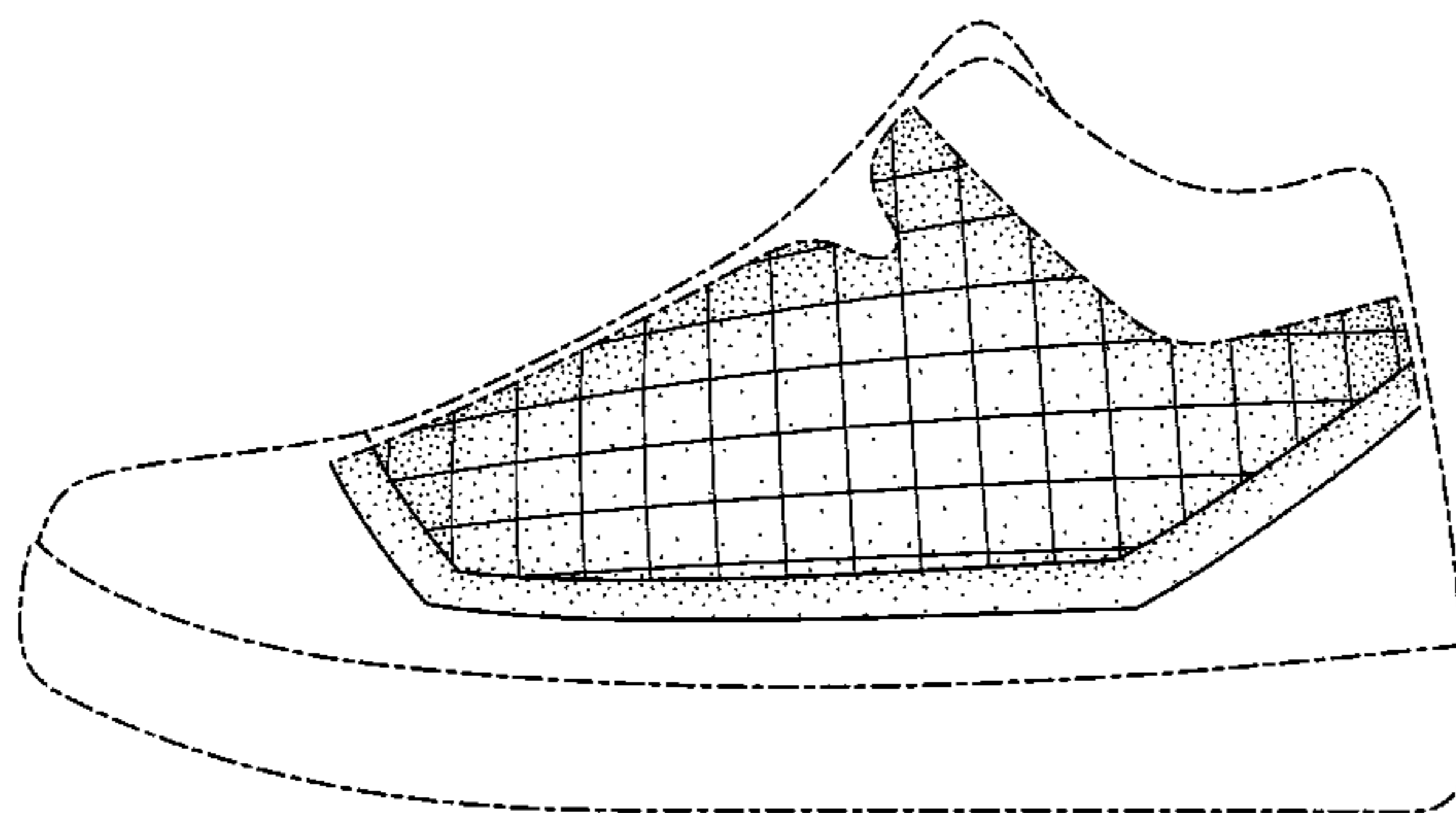
FIG. 4 is a front perspective view of a second shoe upper showing my new design;

FIG. 5 is a rear perspective view thereof; and,

FIG. 6 is a side view thereof.

The uneven broken line showing that is immediately adjacent to the shaded area represents an unclaimed boundary of the design. The even broken line in the shaded area represents stitching. The uneven broken line showing of the remainder of the shoe is for environmental purposes only and forms no part of the claimed design.

1 Claim, 6 Drawing Sheets



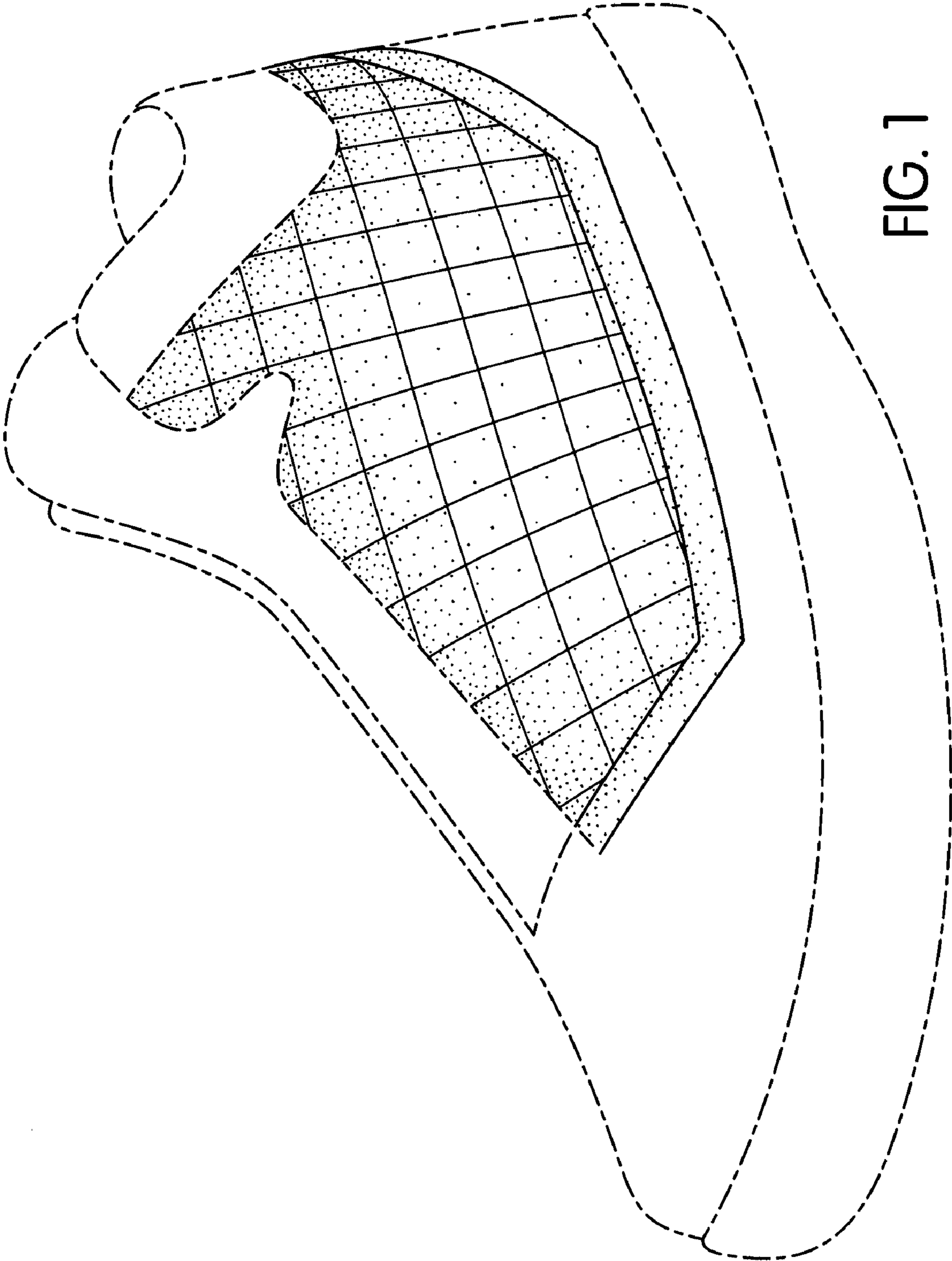
US D587,002 S

Page 2

U.S. PATENT DOCUMENTS

D265,016 S	6/1982	Haddox	D398,754 S *	9/1998	McCourt	D2/972
D307,210 S	4/1990	Hatfield	D412,241 S	7/1999	Hatfield et al.	
D318,944 S	8/1991	Lucas	D412,242 S	7/1999	Hatfield et al.	
D322,710 S	12/1991	Allen	D414,321 S *	9/1999	Blakeslee	D2/972
D325,120 S	4/1992	Clark	D424,798 S *	5/2000	McDowell	D2/972
D327,162 S	6/1992	Hatfield	D429,876 S	8/2000	Vestuti	
D339,223 S	9/1993	Crowley	D431,711 S *	10/2000	Matis et al.	D2/969
D339,450 S	9/1993	Smith	D448,548 S	10/2001	Simpson	
D344,396 S	2/1994	Hoefl et al.	D449,432 S *	10/2001	Matis et al.	D2/969
D349,395 S	8/1994	Kelchak	D458,015 S	6/2002	Dolan	
D355,069 S	2/1995	Aveni	D460,251 S	7/2002	Dolan	
D356,209 S	3/1995	Avar	D490,972 S	6/2004	Blakeslee	
D367,754 S	3/1996	James	D519,270 S *	4/2006	Bandini et al.	D2/969
D374,551 S	10/1996	Hatfield	D544,693 S *	6/2007	Caine	D2/972
D385,996 S	11/1997	Tresser	D575,048 S	8/2008	Santos	
D387,591 S	12/1997	Hatfield et al.	D575,481 S *	8/2008	Santos	D2/902
			D579,186 S *	10/2008	Mervar et al.	D2/969

* cited by examiner



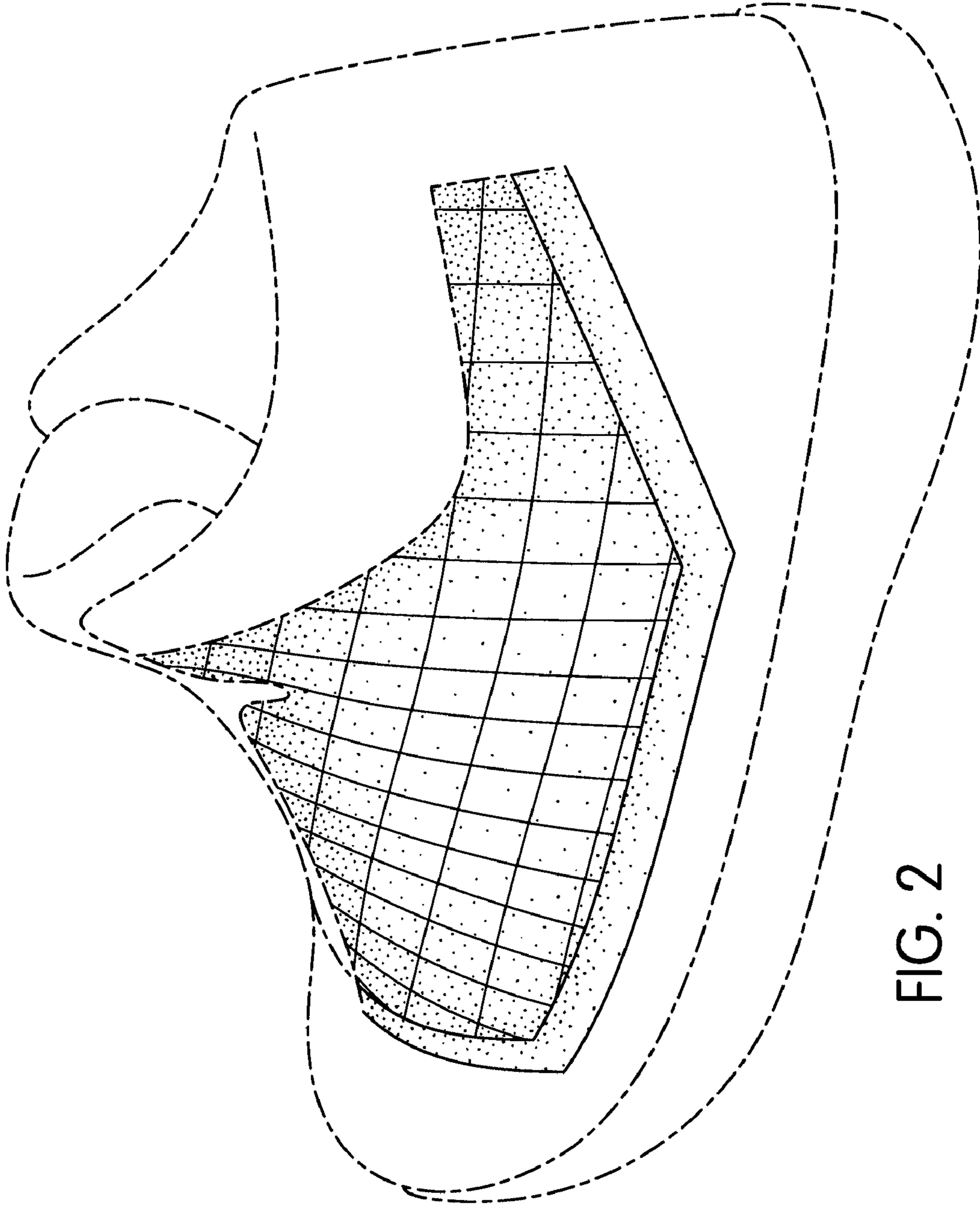


FIG. 2

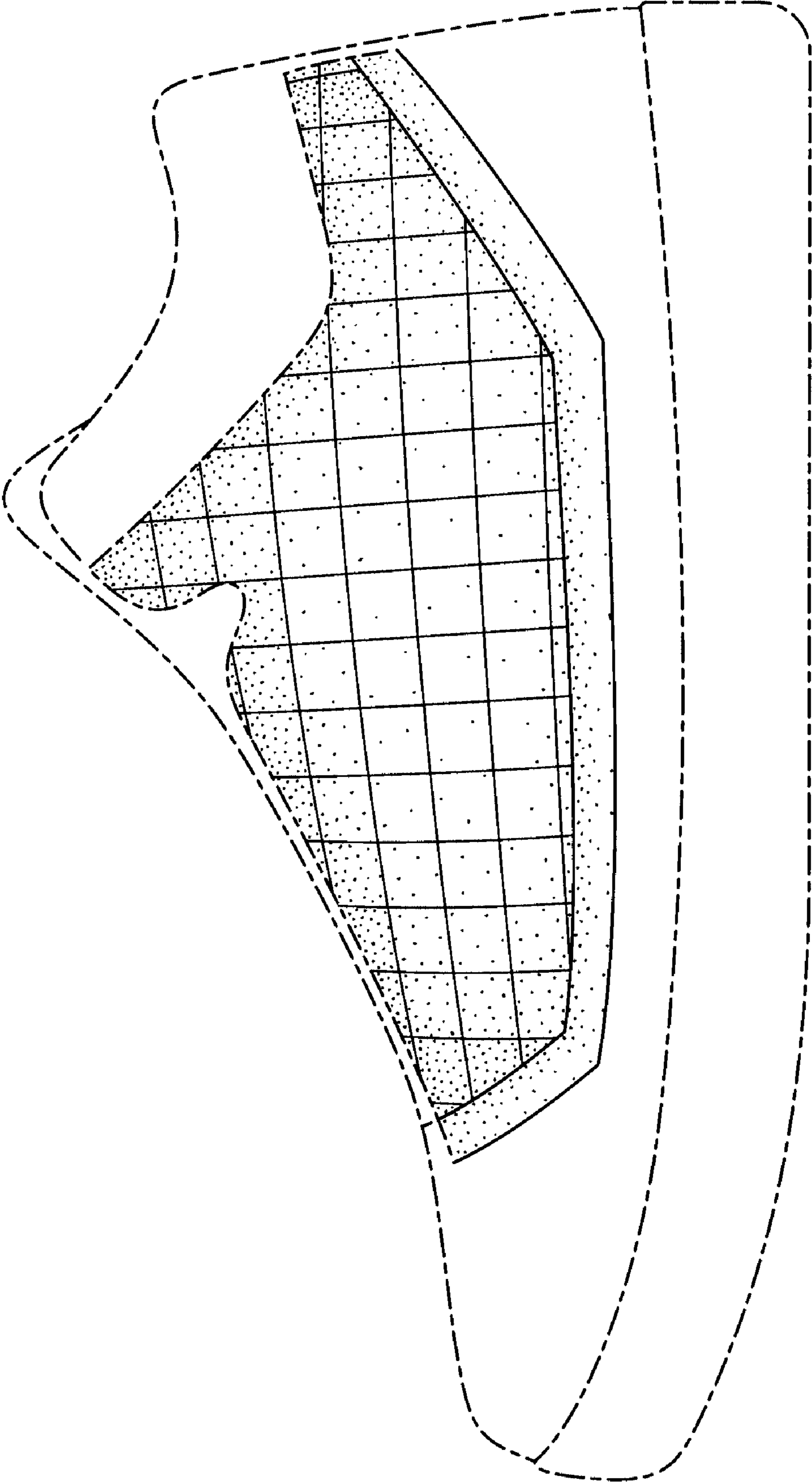
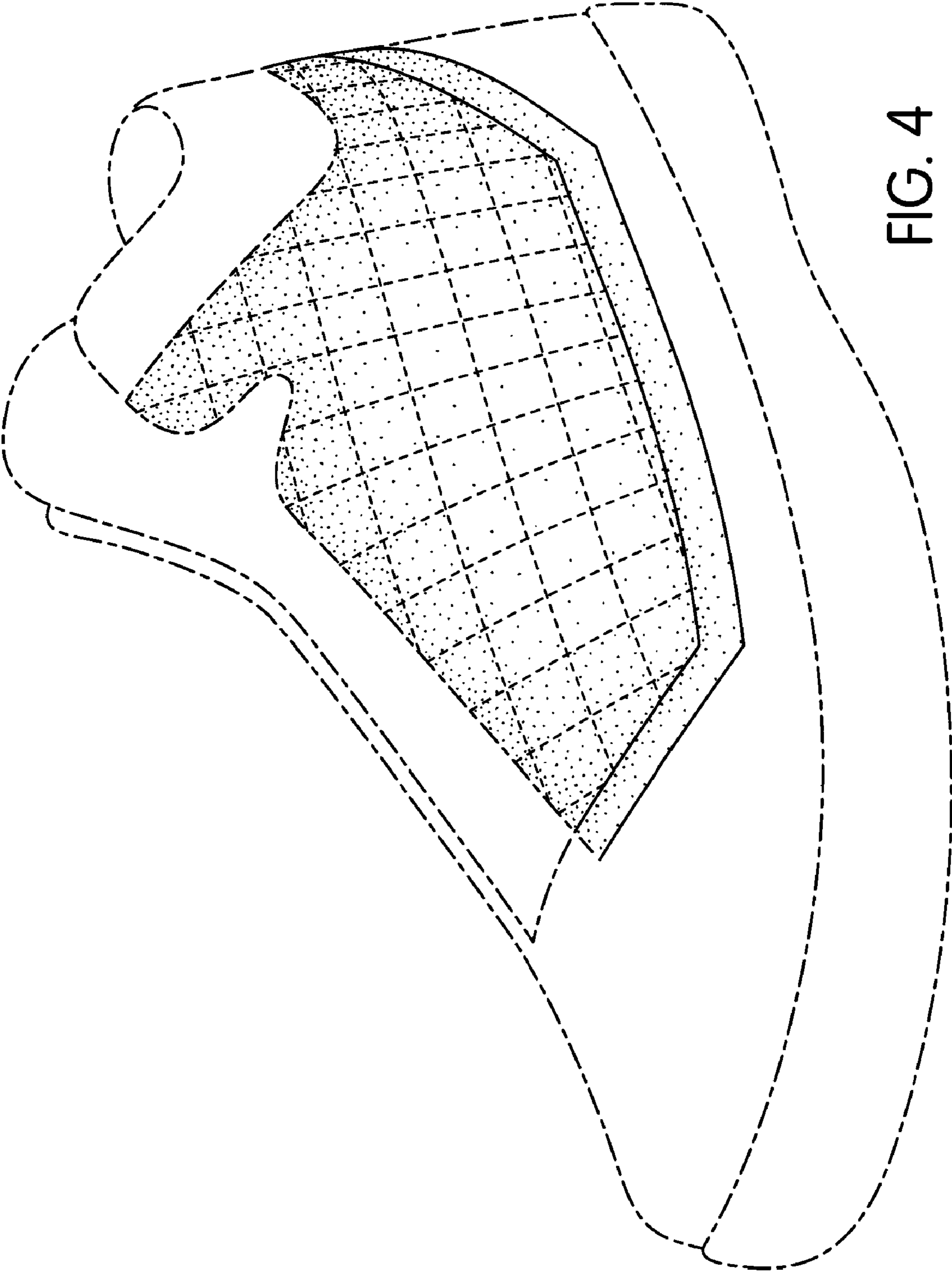


FIG. 3



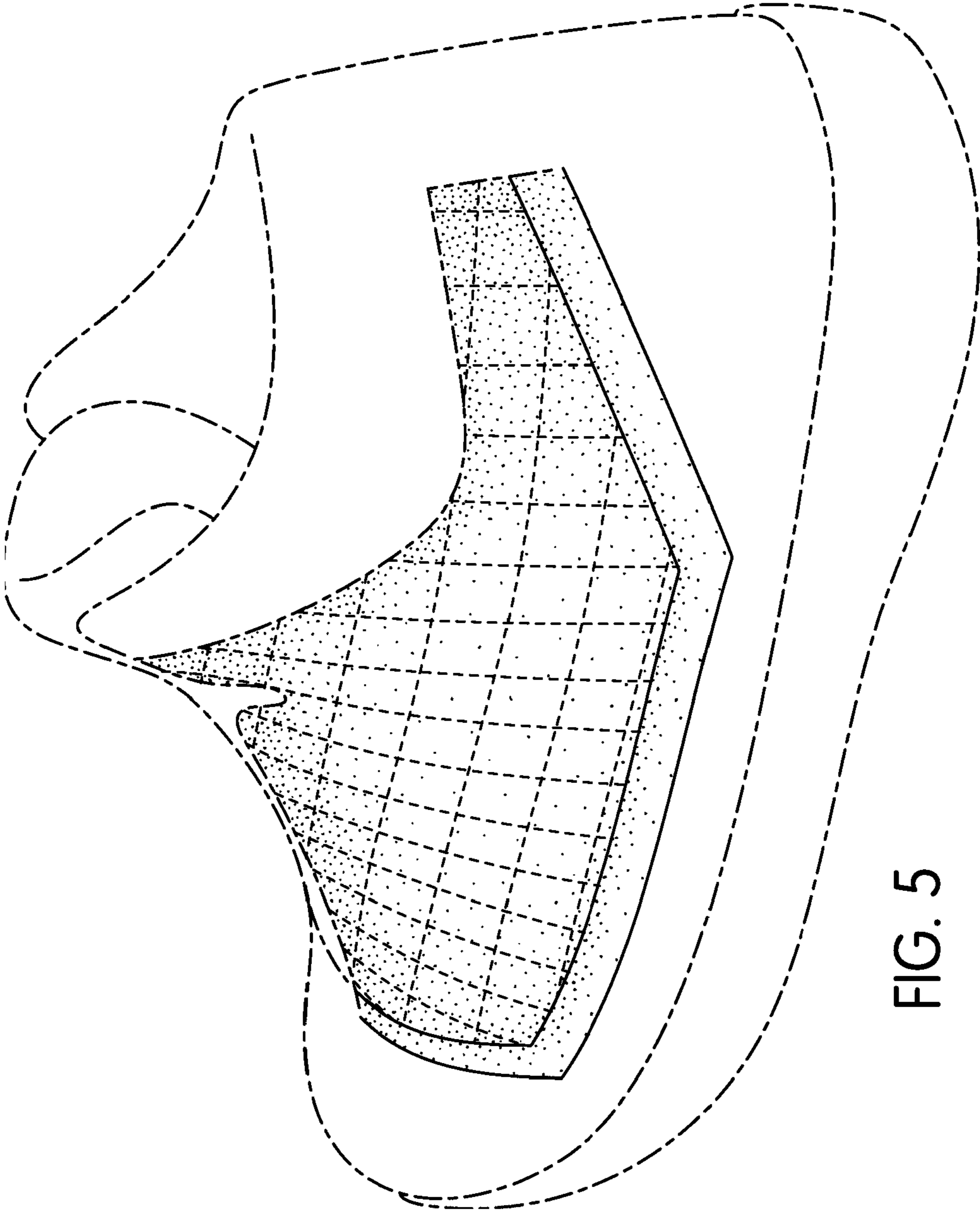


FIG. 5

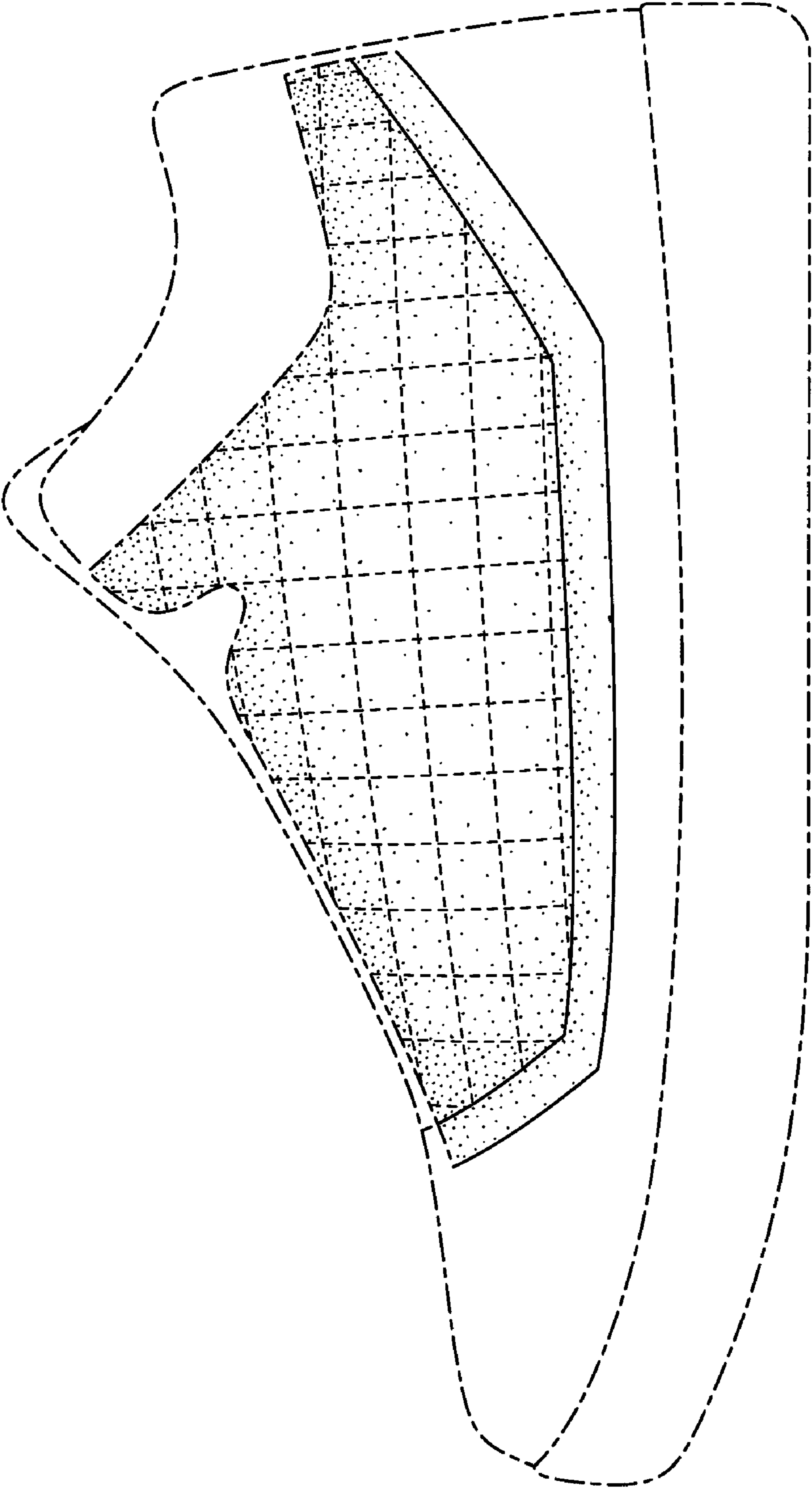


FIG. 6