



US00D586998S

(12) **United States Design Patent**
St-Louis

(10) **Patent No.:** **US D586,998 S**

(45) **Date of Patent:** **** Feb. 24, 2009**

(54) **FOOTWEAR UPPER**

(75) Inventor: **Julie St-Louis**, Montreal (CA)

(73) Assignee: **Wolverine World Wide, Inc.**, Rockford, MI (US)

(**) Term: **14 Years**

(21) Appl. No.: **29/293,141**

(22) Filed: **Nov. 7, 2007**

(51) **LOC (9) Cl.** **02-99**

(52) **U.S. Cl.** **D2/970**

(58) **Field of Classification Search** D2/897,
D2/901, 904, 909-912, 944, 946, 969, 970-978;
36/45, 50.1, 83, 113, 114, 126-134, 77 R,
36/77 M, 88

See application file for complete search history.

(56) **References Cited**

U.S. PATENT DOCUMENTS

D331,144 S *	11/1992	Foster	D2/970
D347,108 S *	5/1994	Foster et al.	D2/970
D354,164 S *	1/1995	Werman	D2/970
D399,044 S *	10/1998	Hamel	D2/970
D403,496 S *	1/1999	McNaught	D2/970
D405,238 S *	2/1999	Hamel	D2/970
D411,913 S *	7/1999	Boyer	D2/970
D480,549 S	10/2003	Matis et al.		
D490,598 S *	6/2004	Sedlbauer	D2/970
D497,476 S	10/2004	Huard et al.		
D500,193 S	12/2004	Matis et al.		
D503,267 S	3/2005	Matis et al.		
D503,525 S	4/2005	Matis		
D504,559 S *	5/2005	Matis et al.	D2/969

D513,554 S	1/2006	Matis et al.
D523,217 S	6/2006	Matis et al.
D524,019 S	7/2006	Matis et al.
D532,591 S	11/2006	Matis et al.
D534,338 S	1/2007	Belley et al.
D535,089 S	1/2007	Matis et al.
D541,027 S	4/2007	Belley et al.
D554,342 S	11/2007	St. Louis

* cited by examiner

Primary Examiner—Stella M Reid

Assistant Examiner—Rashida C McCoy

(74) *Attorney, Agent, or Firm*—Warner Norcross & Judd LLP

(57) **CLAIM**

The ornamental design for footwear upper, as shown and described.

DESCRIPTION

FIG. 1 is a perspective view of the footwear upper embodying the new design;

FIG. 2 is an enlarged top plan view thereof;

FIG. 3 is a reduced right side view thereof;

FIG. 4 is a reduced left side view thereof;

FIG. 5 is a reduced front view thereof; and,

FIG. 6 is a reduced rear view thereof.

FIGS. 1-6 show features of an article of footwear in phantom lines. These features are shown for environmental purposes and do not form any part of the claimed design. Further, the phantom lines immediately adjacent the solid-line portions of the design form the boundary of the design, with the phantom lines forming no part of the claimed design.

1 Claim, 4 Drawing Sheets

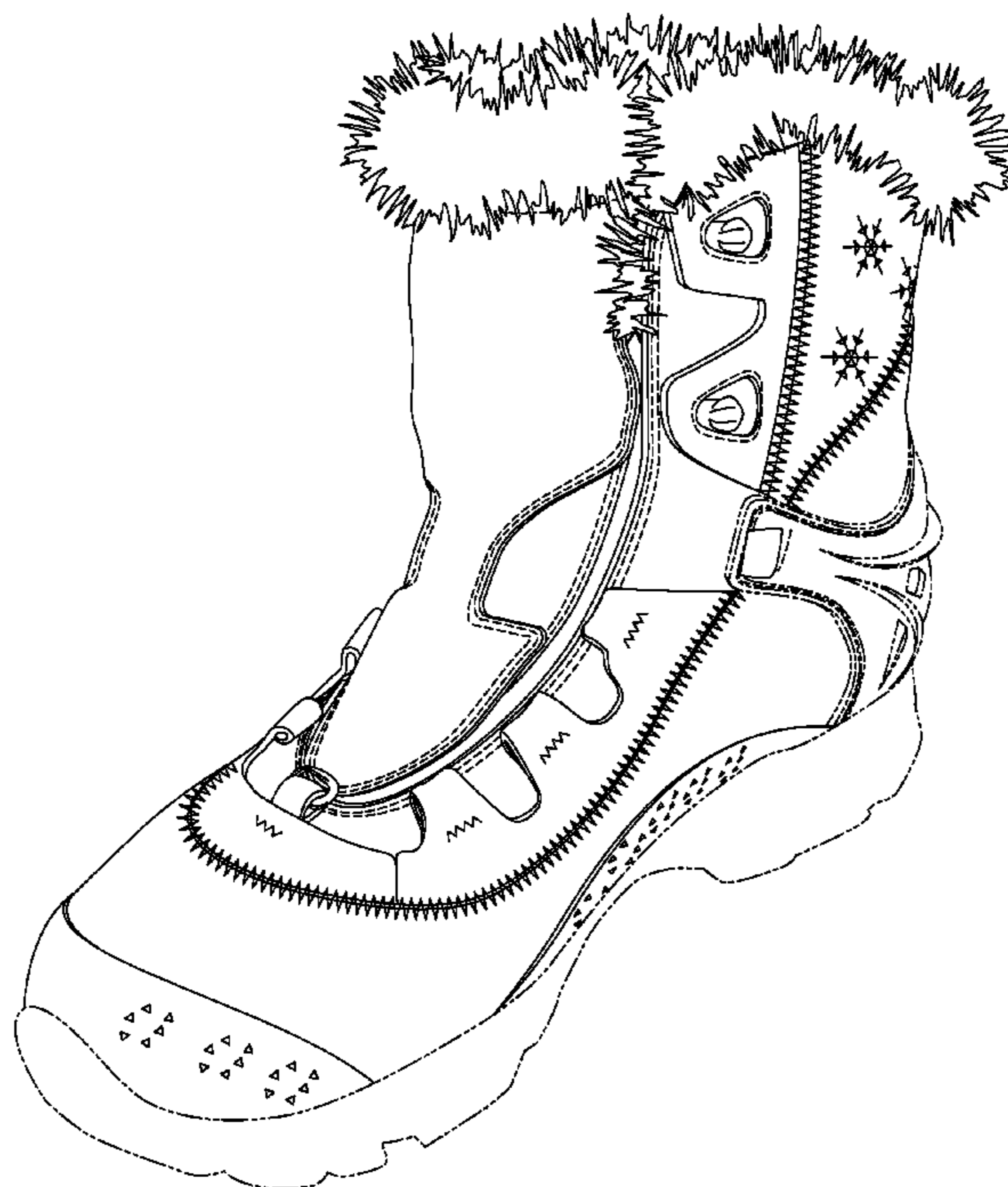




Fig. 1

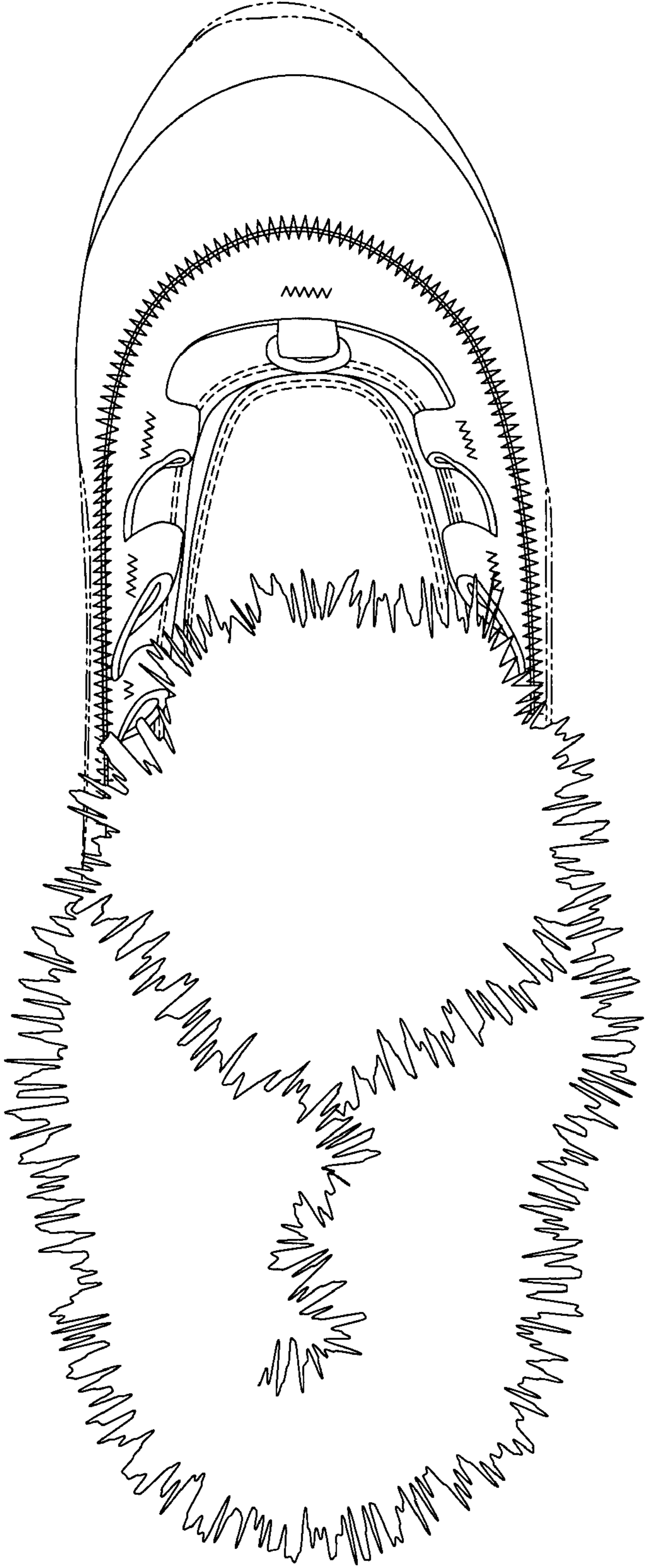


Fig.2

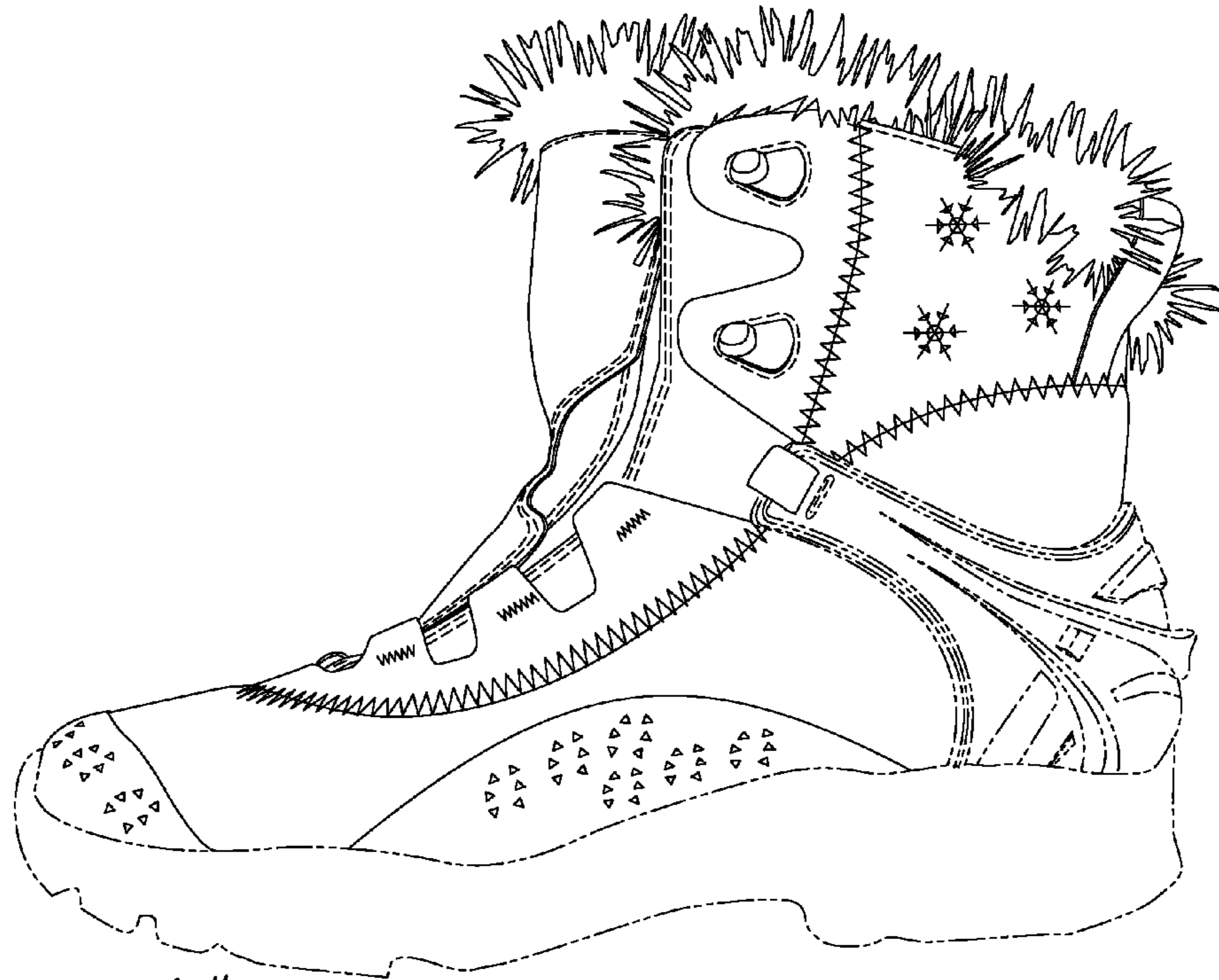


Fig.3

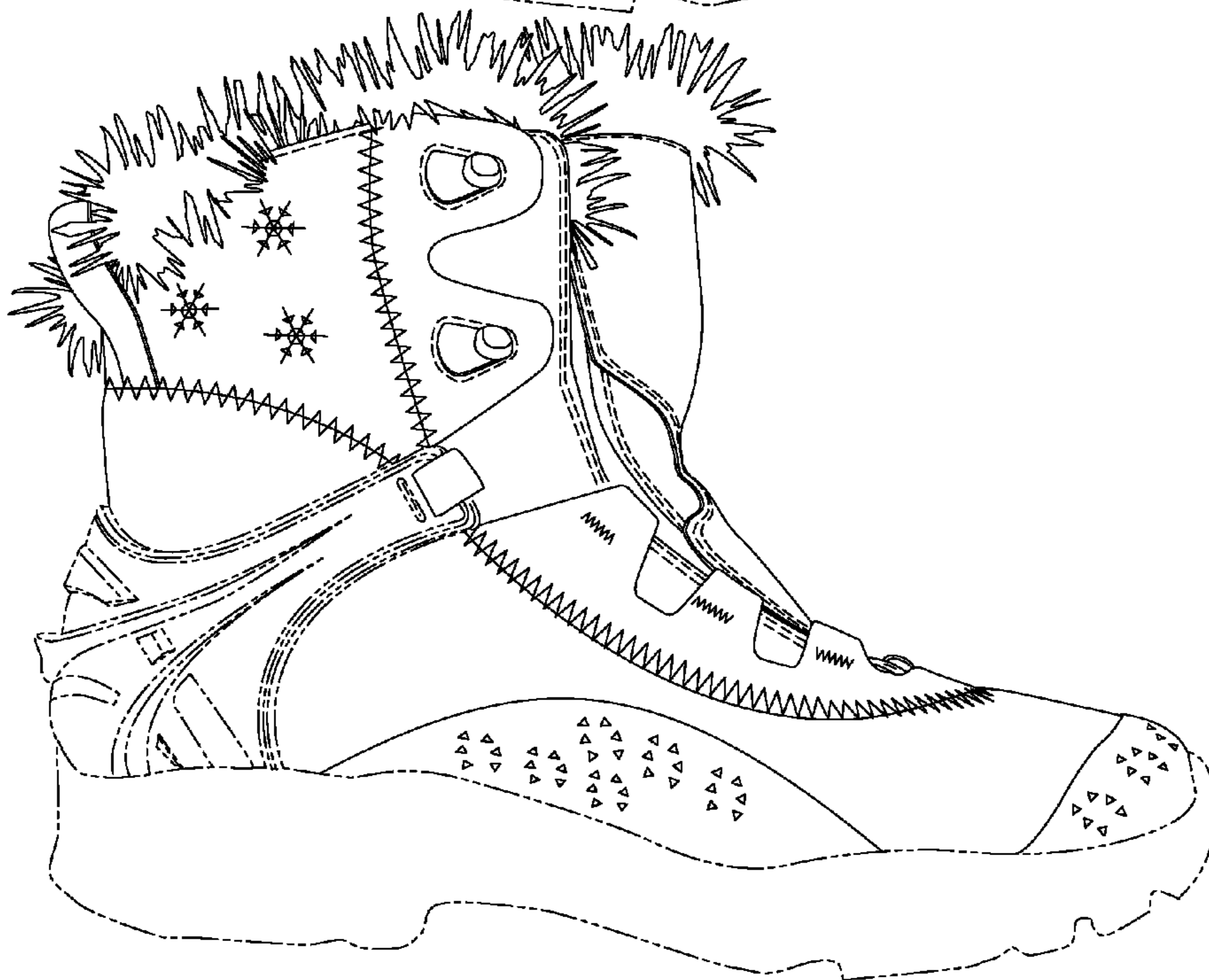


Fig.4

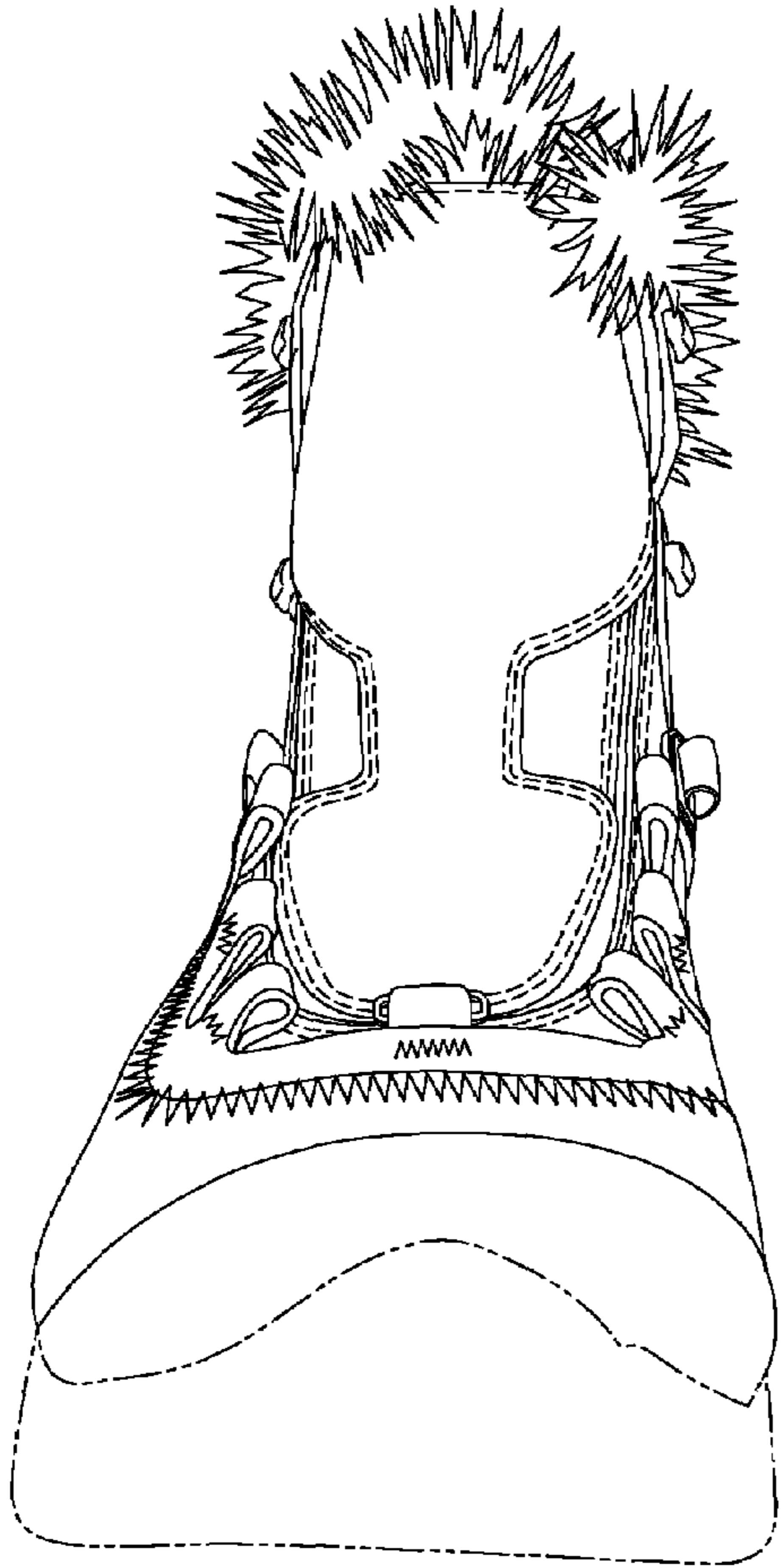


Fig 5

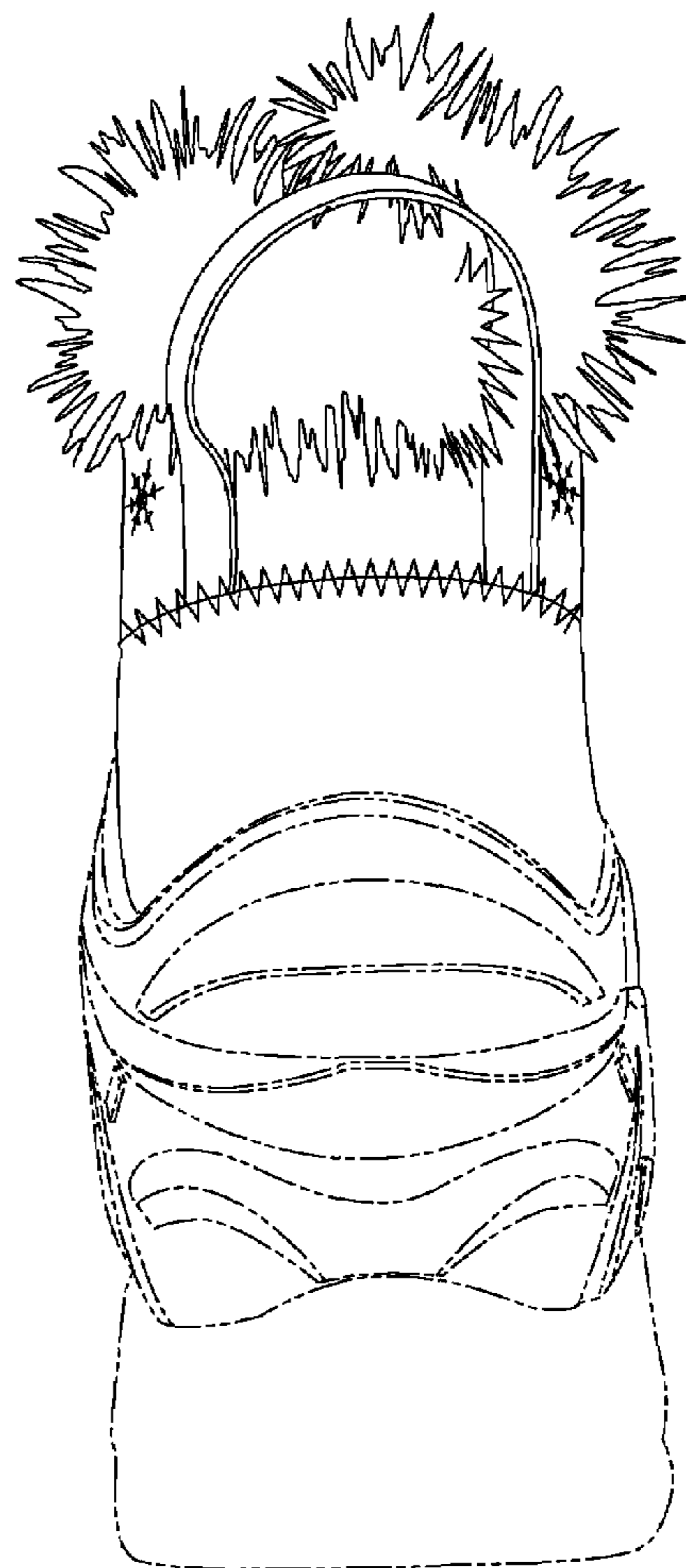


Fig 6