



US00D586997S

(12) **United States Design Patent**
Schoenborn et al.

(10) **Patent No.:** **US D586,997 S**

(45) **Date of Patent:** **** Feb. 24, 2009**

(54) **FOOTWEAR UPPER**

(75) Inventors: **Mary L. Schoenborn**, Rockford, MI
(US); **Tuan N. Le**, Portland, OR (US)

(73) Assignee: **Wolverine World Wide, Inc.**, Rockford,
MI (US)

(**) Term: **14 Years**

(21) Appl. No.: **29/293,144**

(22) Filed: **Nov. 7, 2007**

(51) **LOC (9) Cl.** **02-99**

(52) **U.S. Cl.** **D2/969**

(58) **Field of Classification Search** D2/896,
D2/902, 906–908, 943, 944, 969, 972–974;
36/45, 50.1, 77 M, 77 R, 83, 88, 113, 114,
36/126–131

See application file for complete search history.

(56) **References Cited**

U.S. PATENT DOCUMENTS

D446,385 S *	8/2001	MacLeod	D2/969
D447,328 S *	9/2001	Duclos	D2/969
D460,855 S	7/2002	Belley		
D485,668 S *	1/2004	Galway	D2/969
D486,630 S *	2/2004	Robbins	D2/969
D500,194 S *	12/2004	Matis	D2/969
D515,287 S	2/2006	Ardissono		
D523,615 S *	6/2006	Burg	D2/969
D538,021 S	3/2007	Matis et al.		
D538,023 S *	3/2007	Belley et al.	D2/969
D538,025 S *	3/2007	Belley et al.	D2/969
D539,017 S	3/2007	Matis et al.		
D541,521 S *	5/2007	Smith et al.	D2/972
D546,044 S	7/2007	Matis et al.		

D560,058 S *	1/2008	Belley et al.	D2/969
D564,195 S *	3/2008	Matis et al.	D2/969
D574,138 S *	8/2008	Schoenborn	D2/969
D574,591 S *	8/2008	Belley et al.	D2/969
D577,895 S *	10/2008	St-Louis et al.	D2/969
D577,898 S *	10/2008	Belley et al.	D2/969

OTHER PUBLICATIONS

Merrell Spring 2008 Catalog, pp. 32 and 33.

* cited by examiner

Primary Examiner—Dominic Simone

(74) *Attorney, Agent, or Firm*—Warner Norcross & Judd LLP

(57) **CLAIM**

The ornamental design for footwear upper, as shown and described.

DESCRIPTION

FIG. 1 is a perspective view of the footwear upper embodying the new design;

FIG. 2 is a top view thereof;

FIG. 3 is a right side view thereof;

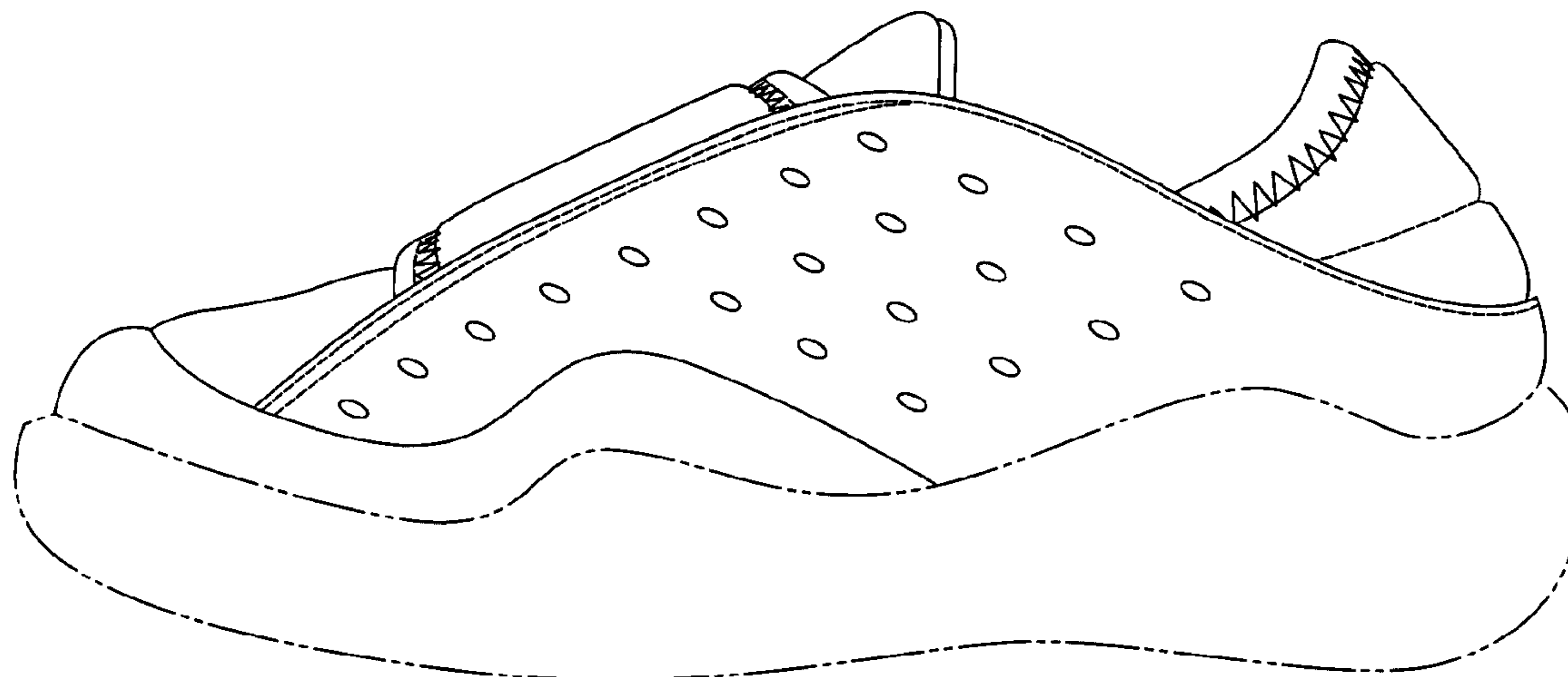
FIG. 4 is a left side view thereof;

FIG. 5 is a front view thereof; and,

FIG. 6 is a rear view thereof.

FIGS. 1–6 show features of an article of footwear in phantom lines. These features are shown for environmental purposes and do not form any part of the claimed design. Further, the phantom lines immediately adjacent the solid-line portions of the design form the boundary of the design, with the phantom lines forming no part of the claimed design.

1 Claim, 4 Drawing Sheets






Fig. 1

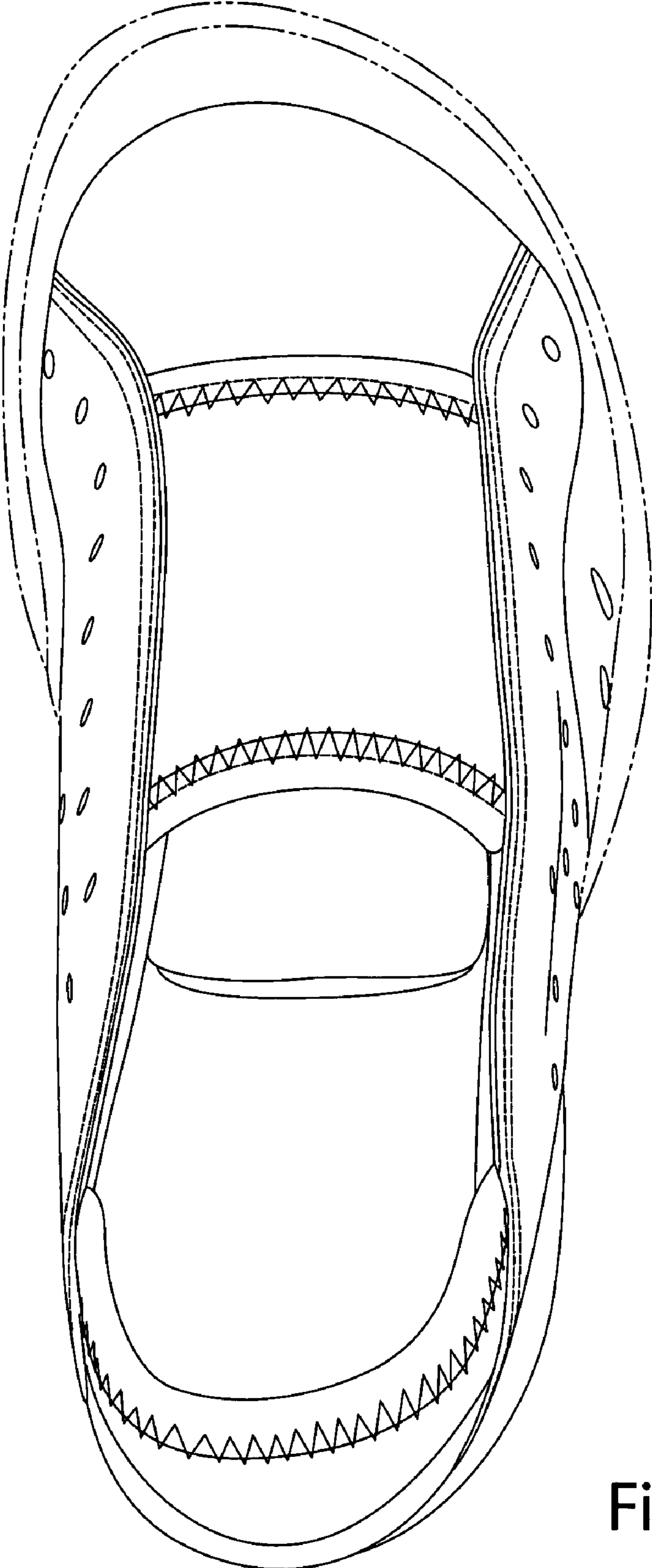


Fig. 2

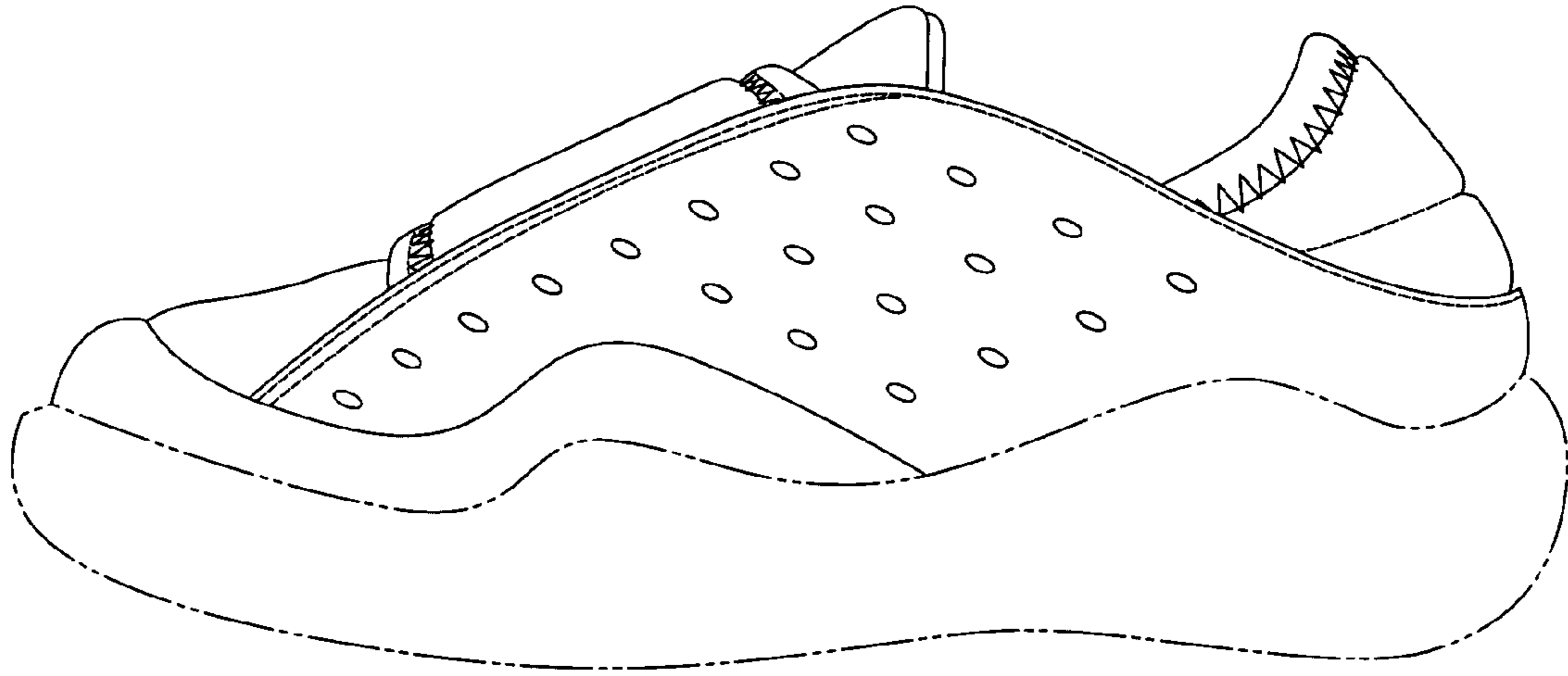


Fig. 3

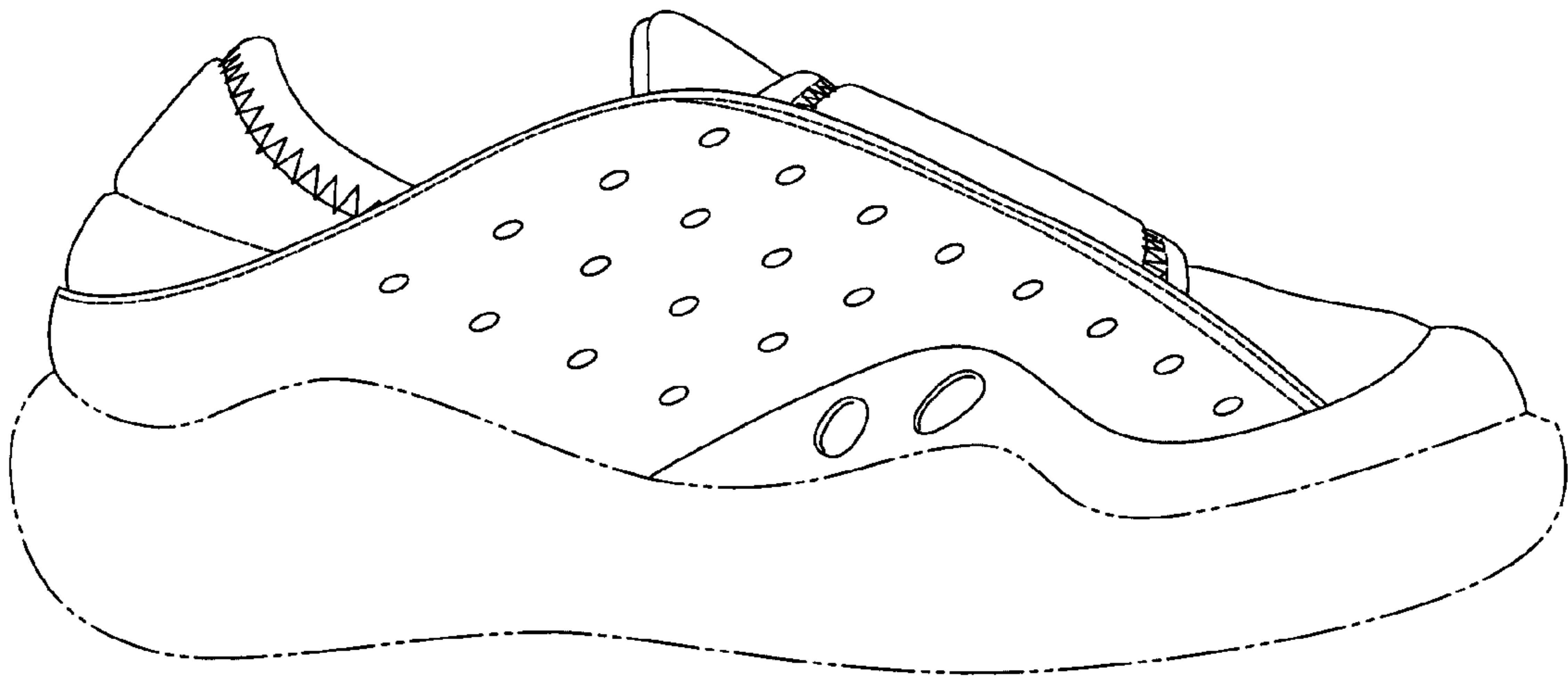


Fig. 4

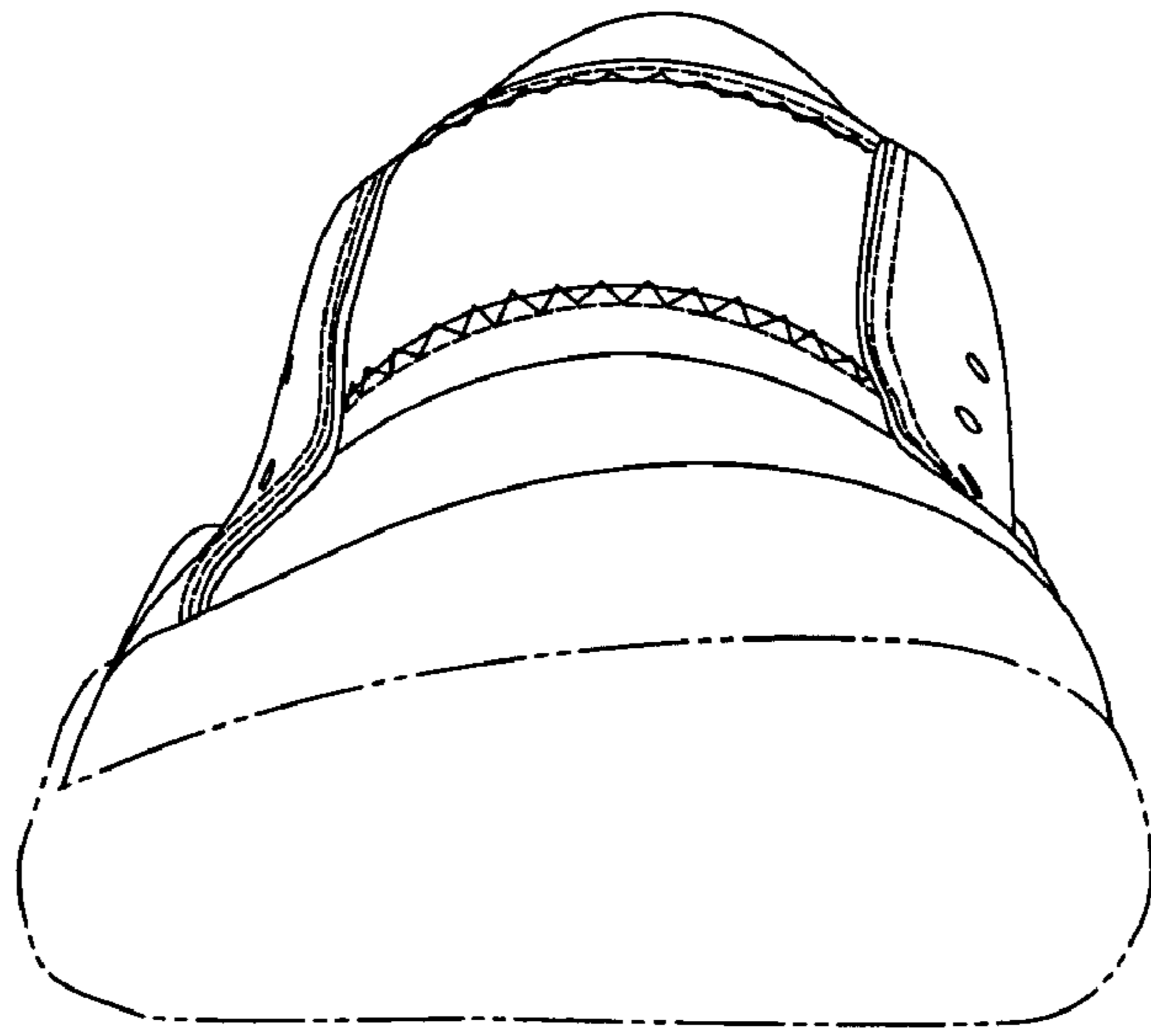


Fig. 5

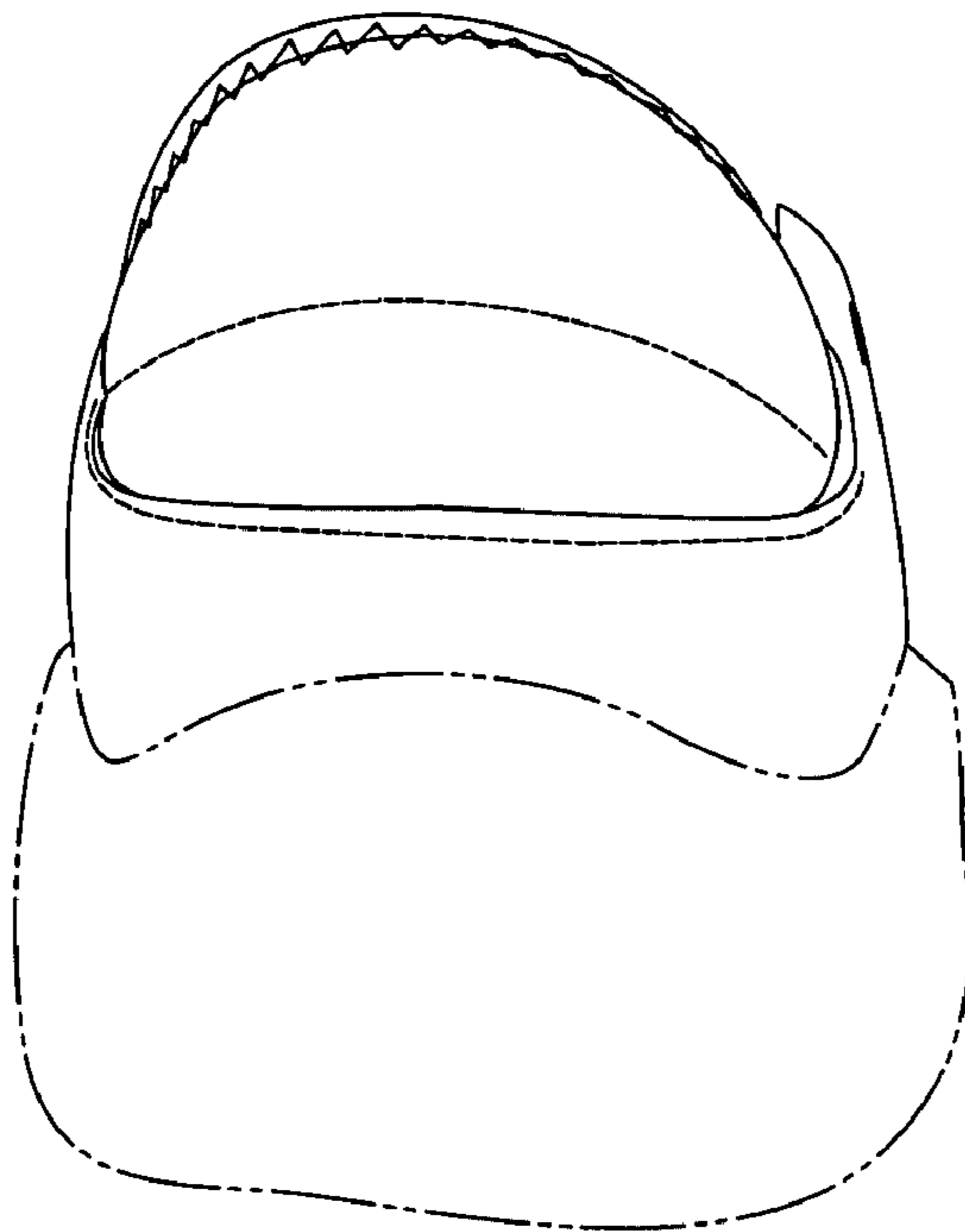


Fig. 6