



US00D586993S

(12) **United States Design Patent**
Banik et al.

(10) **Patent No.:** **US D586,993 S**
(45) **Date of Patent:** **** Feb. 24, 2009**

- (54) **FOOTWEAR SOLE**
- (75) Inventors: **Gary J. Banik**, Boulder, CO (US);
Oliver J. Gilbertson, Hexham (GB);
Andrea Rinaldi, Milan (IT)
- (73) Assignee: **Wolverine World Wide, Inc.**, Rockford,
MI (US)
- (**) Term: **14 Years**
- (21) Appl. No.: **29/307,969**
- (22) Filed: **May 20, 2008**

- (51) **LOC (9) Cl.** **02-04**
- (52) **U.S. Cl.** **D2/959; D2/951; D2/953;**
D2/960
- (58) **Field of Classification Search** D2/902,
D2/947, 951, 952, 953, 954, 956, 957, 959,
D2/960; 36/3 B, 22 R, 24.5, 25 R, 32 R,
36/59 C; D5/6, 37, 45, 66
See application file for complete search history.

(56) **References Cited**

U.S. PATENT DOCUMENTS

2,669,527	A *	2/1954	Horwich	428/167
D264,017	S *	4/1982	Turner	D2/954
D278,851	S *	5/1985	Austin	D2/959
D323,739	S *	2/1992	Kaiser	D2/959
D341,481	S *	11/1993	Peterson	D2/959
D406,691	S *	3/1999	McDowell	D2/960
D420,497	S	2/2000	Panella		
D441,944	S	5/2001	Rogers		
D500,401	S	1/2005	Matis et al.		
D501,707	S *	2/2005	Nakano	D2/959
D527,172	S *	8/2006	Burg	D2/959

D543,679	S *	6/2007	Edwards	D2/959
D545,534	S *	7/2007	McClaskie	D2/959
D547,037	S	7/2007	Nakano		
D553,834	S *	10/2007	Nakano	D2/959
D556,989	S *	12/2007	Horne et al.	D2/959
D557,484	S *	12/2007	McClaskie	D2/959
D563,636	S *	3/2008	Matis et al.	D2/956
D572,448	S *	7/2008	Schoenborn et al.	D2/956
D574,131	S *	8/2008	Banik et al.	D2/956
2003/0019127	A1 *	1/2003	Parisotto	36/25 R

* cited by examiner

Primary Examiner—Celia A Murphy

(74) *Attorney, Agent, or Firm*—Warner Norcross & Judd LLP

(57) **CLAIM**

The ornamental design for footwear sole, as shown and described.

DESCRIPTION

FIG. 1 is a perspective view of the footwear sole embodying the new design;

FIG. 2 is a bottom view thereof;

FIG. 3 is a right side view thereof;

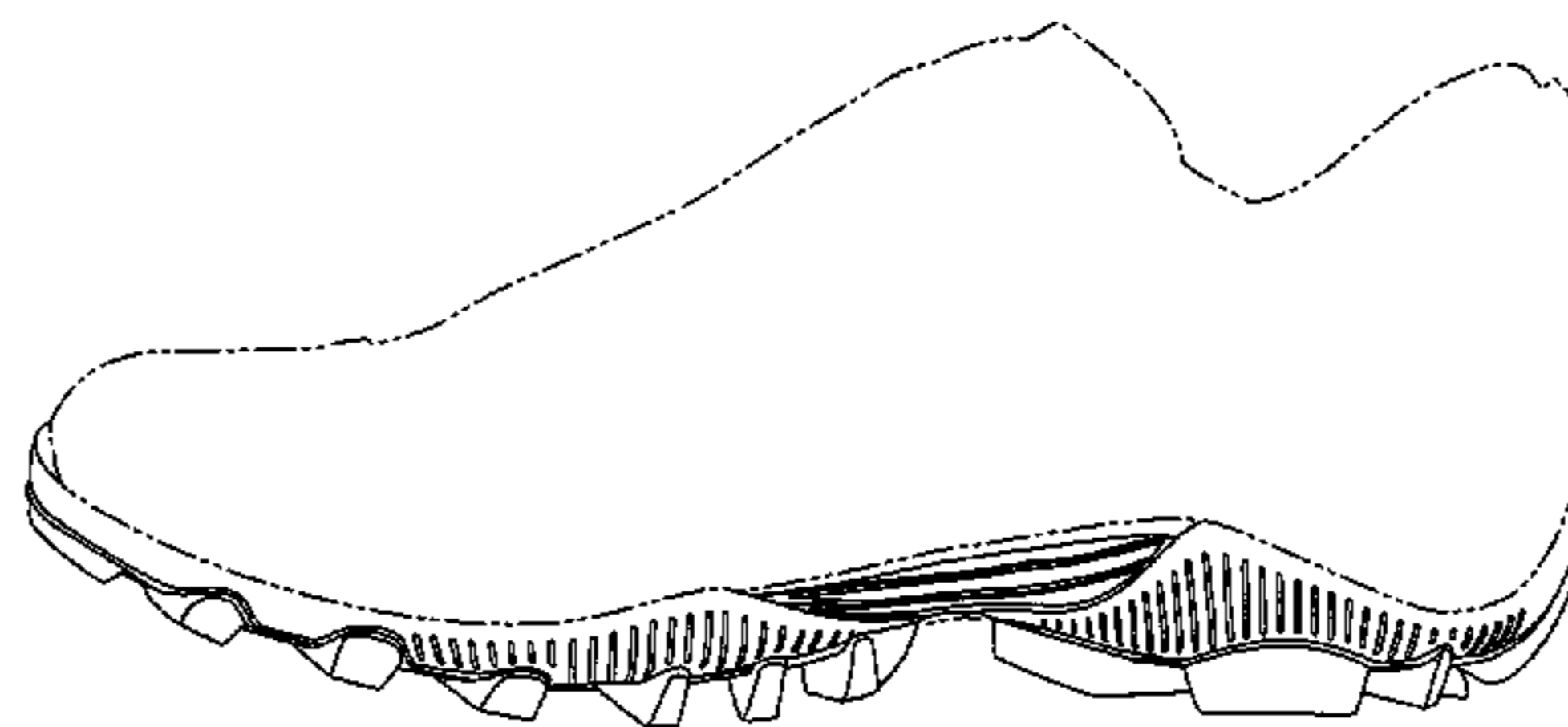
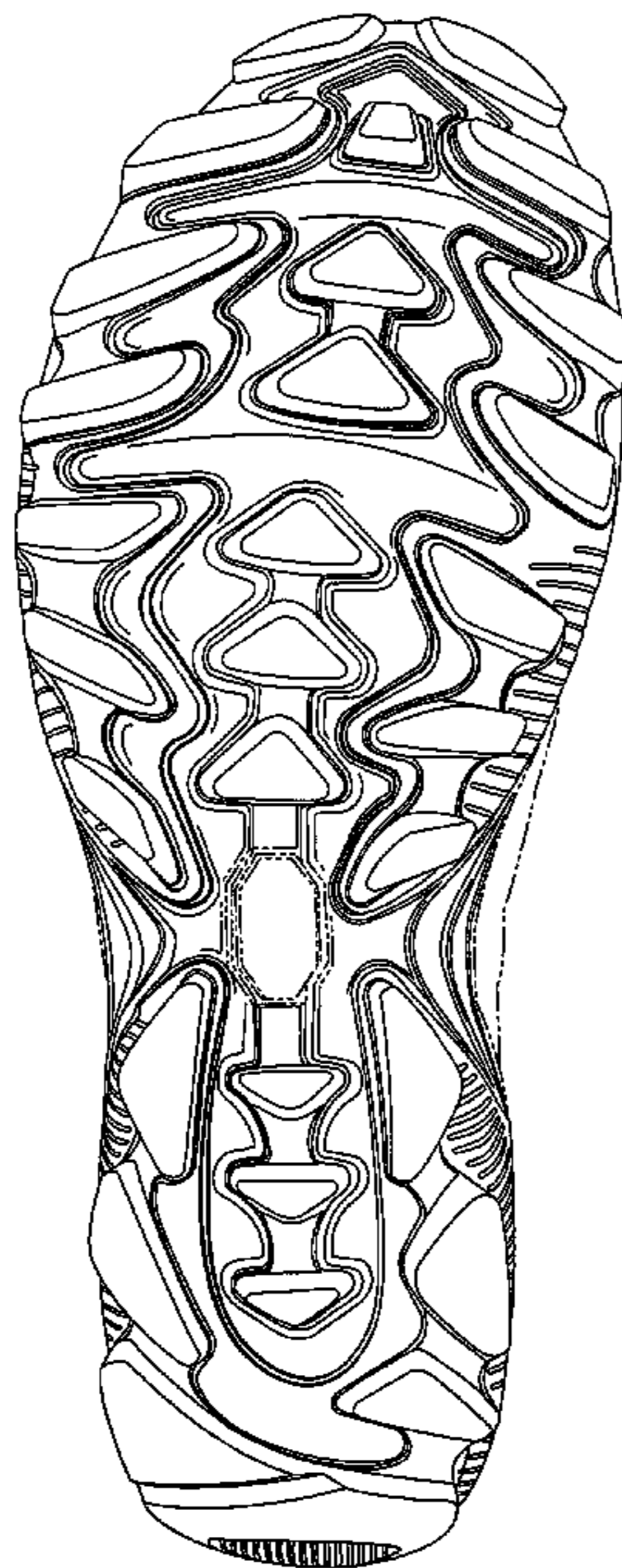
FIG. 4 is a left side view thereof;

FIG. 5 is a front view thereof; and,

FIG. 6 is a rear view thereof.

FIGS. 1–6 show features of an article of footwear in phantom lines. These features are shown for environmental purposes and do not form any part of the claimed design. Further, the phantom lines immediately adjacent the solid-line portions of the design form the boundary of the design, with the phantom lines forming no part of the claimed design.

1 Claim, 4 Drawing Sheets



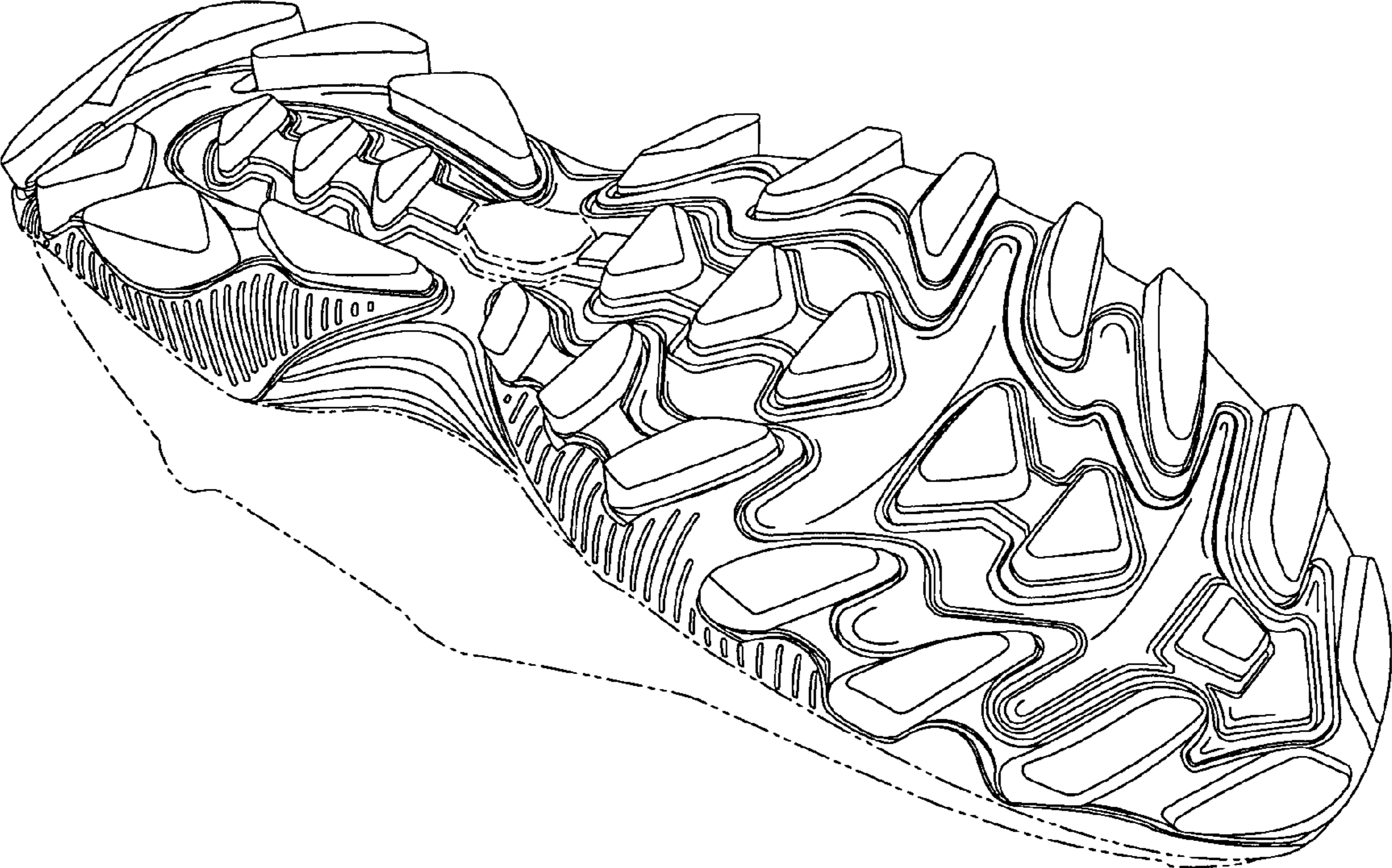


Fig. 1

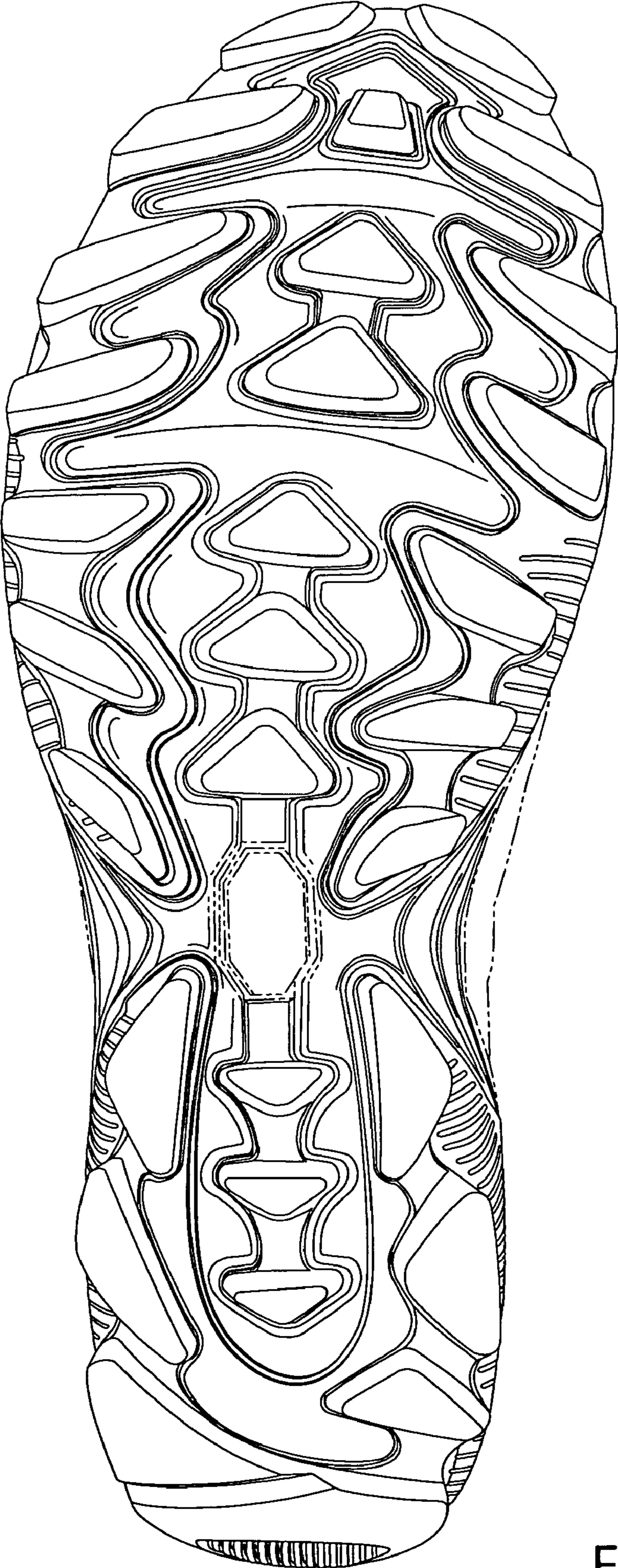


Fig. 2

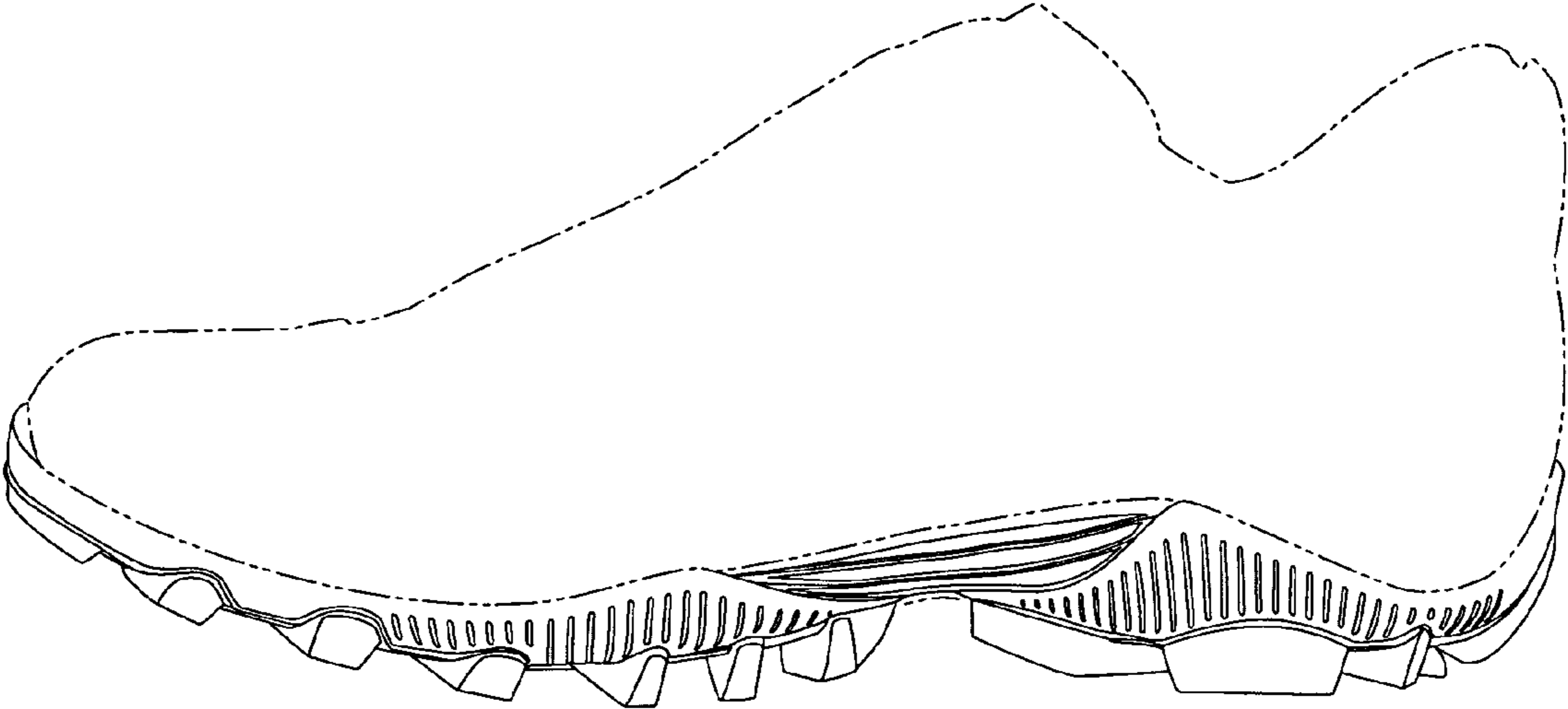


Fig. 3



Fig. 4

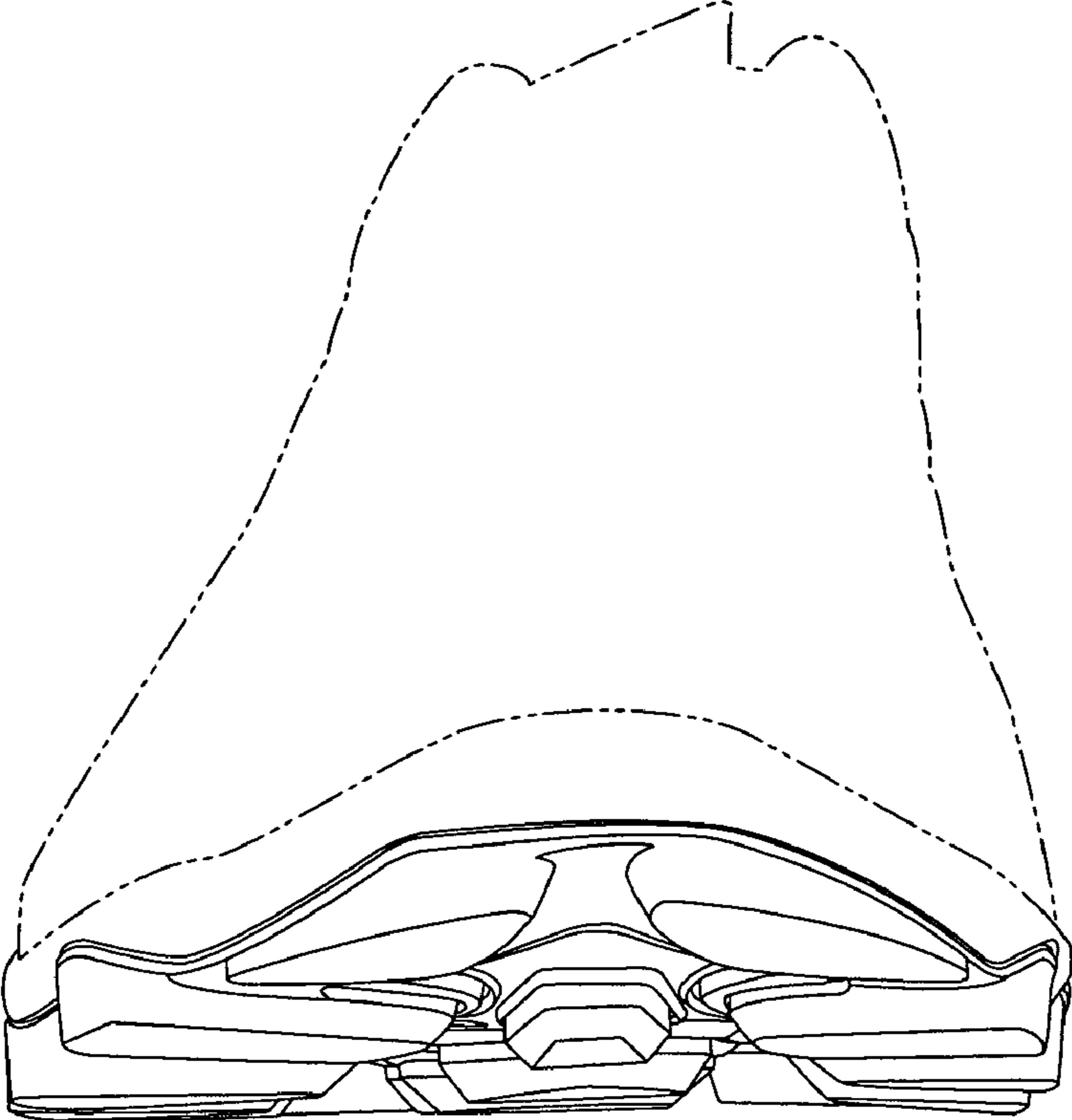


Fig. 5

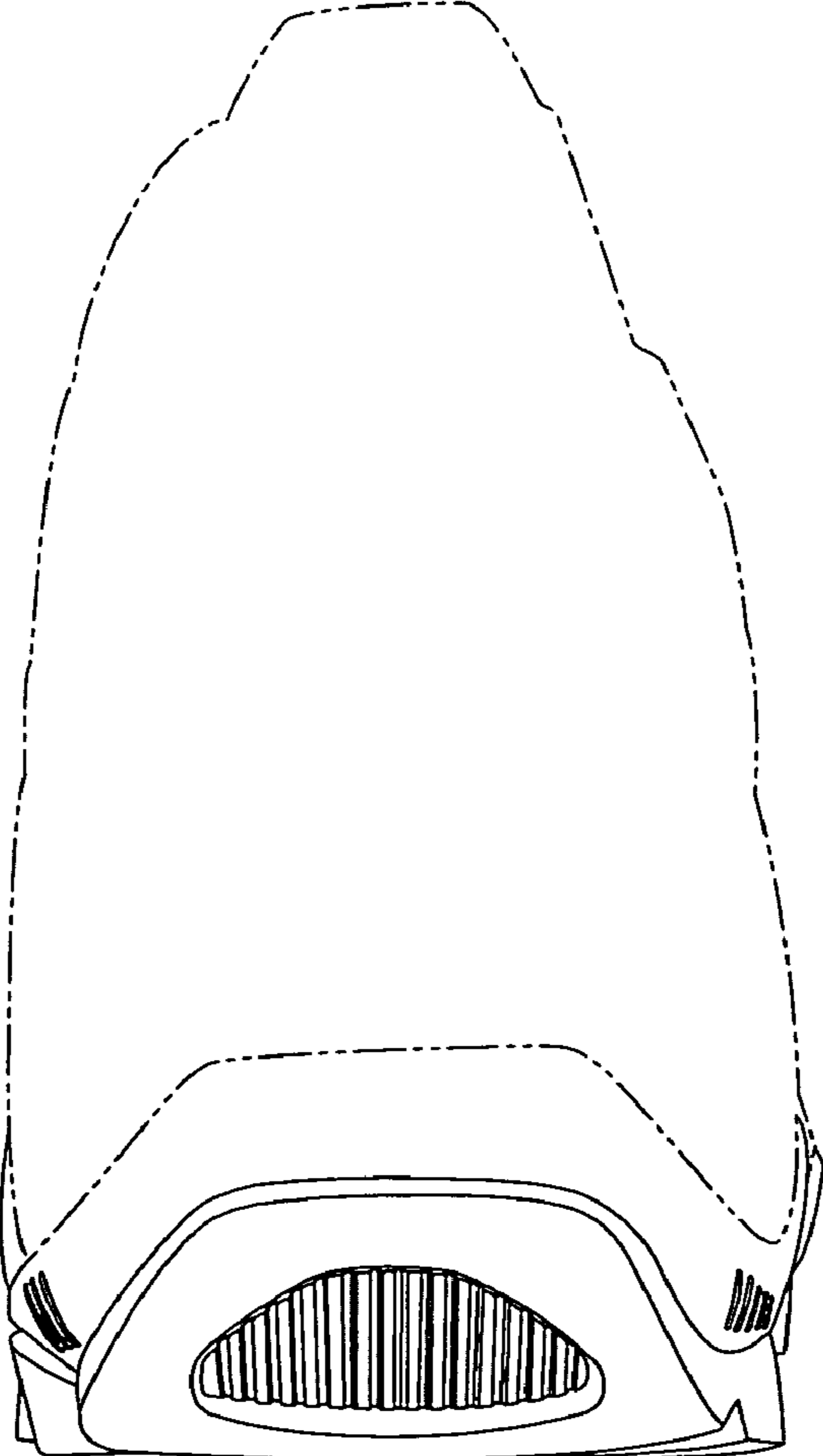


Fig. 6