



US00D586992S

(12) **United States Design Patent**
Duffy

(10) **Patent No.:** **US D586,992 S**
(45) **Date of Patent:** **** Feb. 24, 2009**

(54) **FOOTWEAR SOLE**

(75) Inventor: **Gregg Duffy**, Essex Junction, VT (US)

(73) Assignee: **Wolverine World Wide, Inc.**, Rockford, MI (US)

(**) Term: **14 Years**

(21) Appl. No.: **29/307,927**

(22) Filed: **May 20, 2008**

(51) **LOC (9) Cl.** **02-04**

(52) **U.S. Cl.** **D2/957; D2/951; D2/953;**
D2/956; D2/959; D2/960

(58) **Field of Classification Search** **D2/902,**
D2/947, 951, 952, 953, 954, 956, 957, 959,
D2/960; 36/3 B, 22 R, 24.5, 25 R, 32 R,
36/59 C; D5/6, 37, 45, 66

See application file for complete search history.

(56) **References Cited**

U.S. PATENT DOCUMENTS

D349,392 S *	8/1994	Noel	D2/957
D440,748 S *	4/2001	Morgan	D2/957
D476,799 S *	7/2003	Fuerst	D2/957
D487,333 S *	3/2004	Laska	D2/958
D502,595 S	3/2005	Sonnergren		
D504,758 S	5/2005	Sonnergren		
D507,097 S *	7/2005	Sonnergren	D2/956
D507,398 S *	7/2005	Recchi	D2/957
D520,220 S *	5/2006	Morgan et al.	D2/957
D520,721 S *	5/2006	White et al.	D2/957
D546,034 S	7/2007	Matis et al.		
D553,834 S *	10/2007	Nakano	D2/959
D556,988 S *	12/2007	Horne et al.	D2/957
D561,436 S *	2/2008	St. Louis	D2/956
D566,938 S *	4/2008	Matis et al.	D2/957
D566,939 S *	4/2008	Schoenborn et al.	D2/957
D574,583 S *	8/2008	St-Louis et al.	D2/956
D578,281 S *	10/2008	Duffy	D2/953

D578,283 S *	10/2008	Duffy	D2/955
D579,185 S *	10/2008	Mariman et al.	D2/947
D580,140 S *	11/2008	Duffy	D2/954
2003/0172548 A1 *	9/2003	Fuerst	36/28
2006/0272180 A1 *	12/2006	Hay	36/25 R

OTHER PUBLICATIONS

1997 CAT Footwear Catalog, p. 37.
Merrell Sandals Spring, Summer 1996 Catalog, p. 4.
Hy-Test 1998 Catalog, p. 69.
Spring 2000 Merrell Performance Footwear Catalog, p. 41.
Harley Davidson 2000 Catalog, p. 33.
Patagonia Spring 2007 Catalog, p. 18.

* cited by examiner

Primary Examiner—Celia A Murphy

(74) *Attorney, Agent, or Firm*—Werner Norcross & Judd LLP

(57) **CLAIM**

The ornamental design for footwear sole, as shown and described.

DESCRIPTION

FIG. 1 is a perspective view of the footwear sole embodying the new design;

FIG. 2 is a bottom view thereof;

FIG. 3 is a right side view thereof;

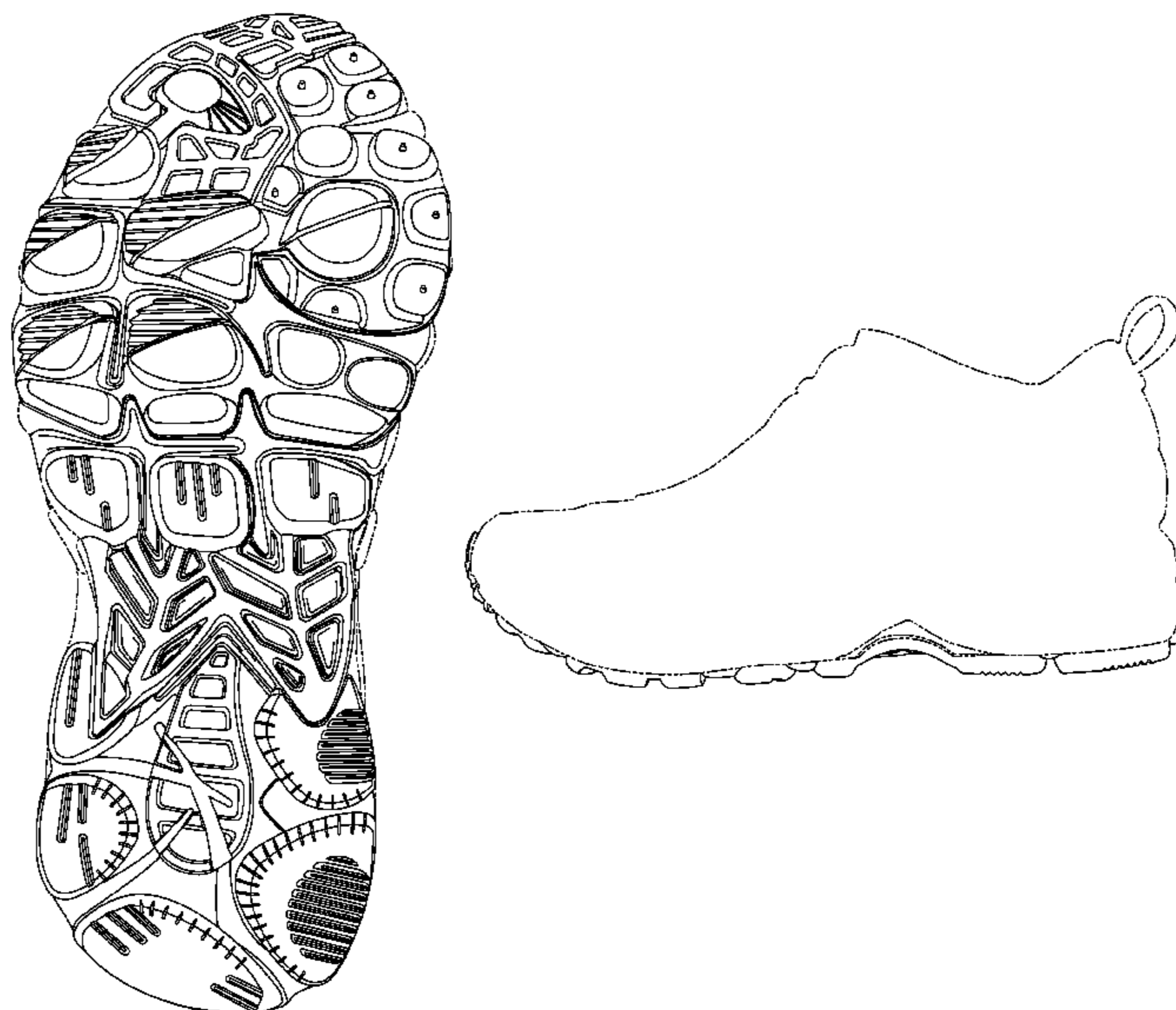
FIG. 4 is a left side view thereof;

FIG. 5 is a front view thereof; and,

FIG. 6 is a rear view thereof.

FIGS. 1–6 show features of an article of footwear in phantom lines. These features are shown for environmental purposes and do not form any part of the claimed design. Further, the phantom lines immediately adjacent the solid-line portions of the design form the boundary of the design, with the phantom lines forming no part of the claimed design.

1 Claim, 4 Drawing Sheets



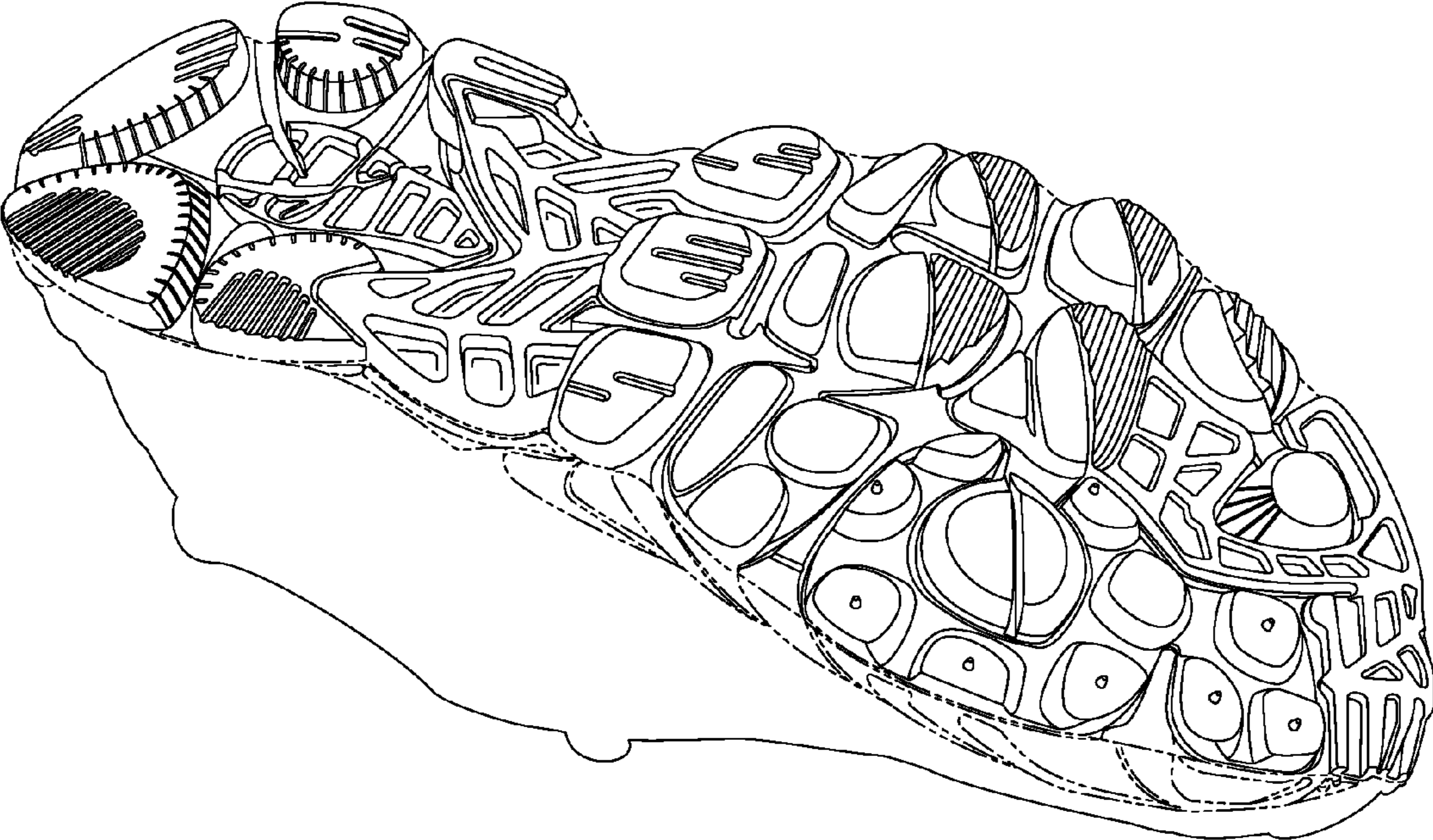


Fig. 1

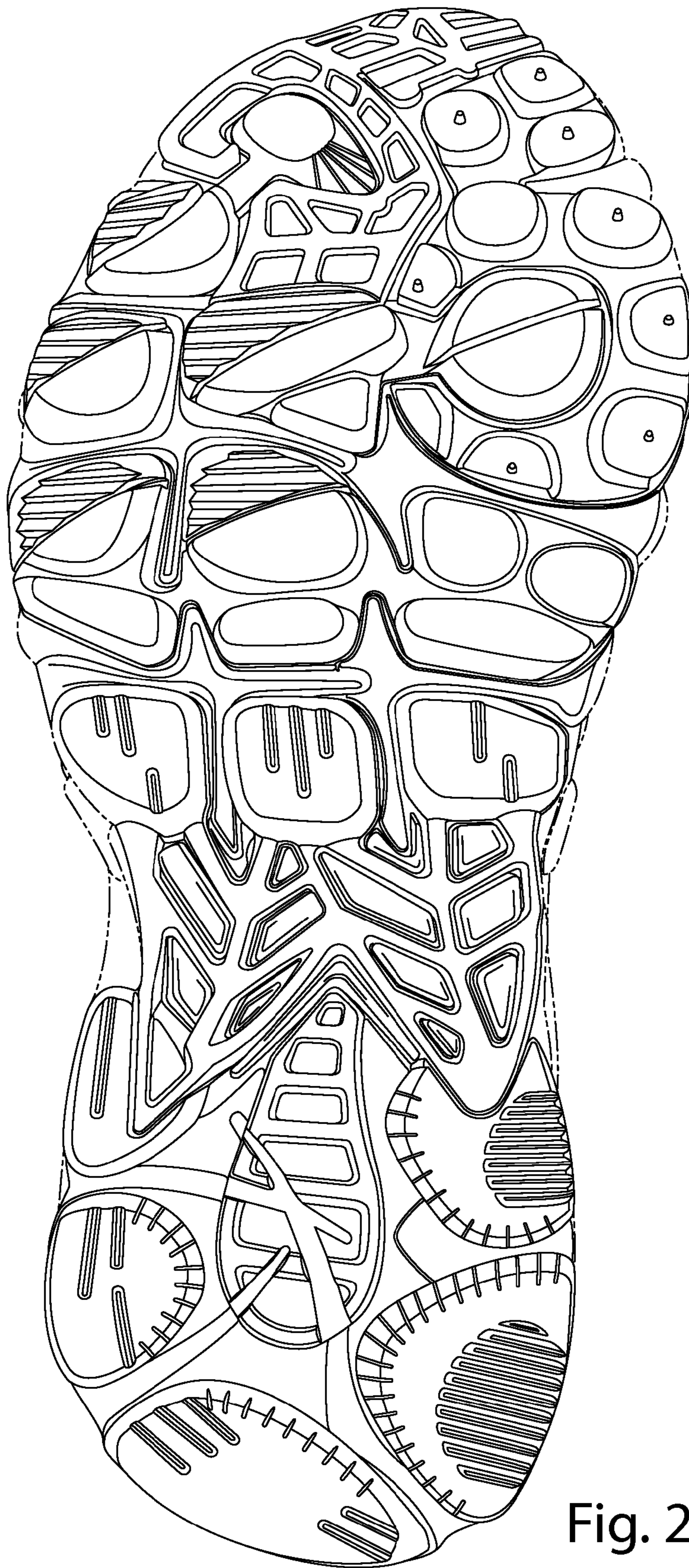


Fig. 2




Fig. 3




Fig. 4

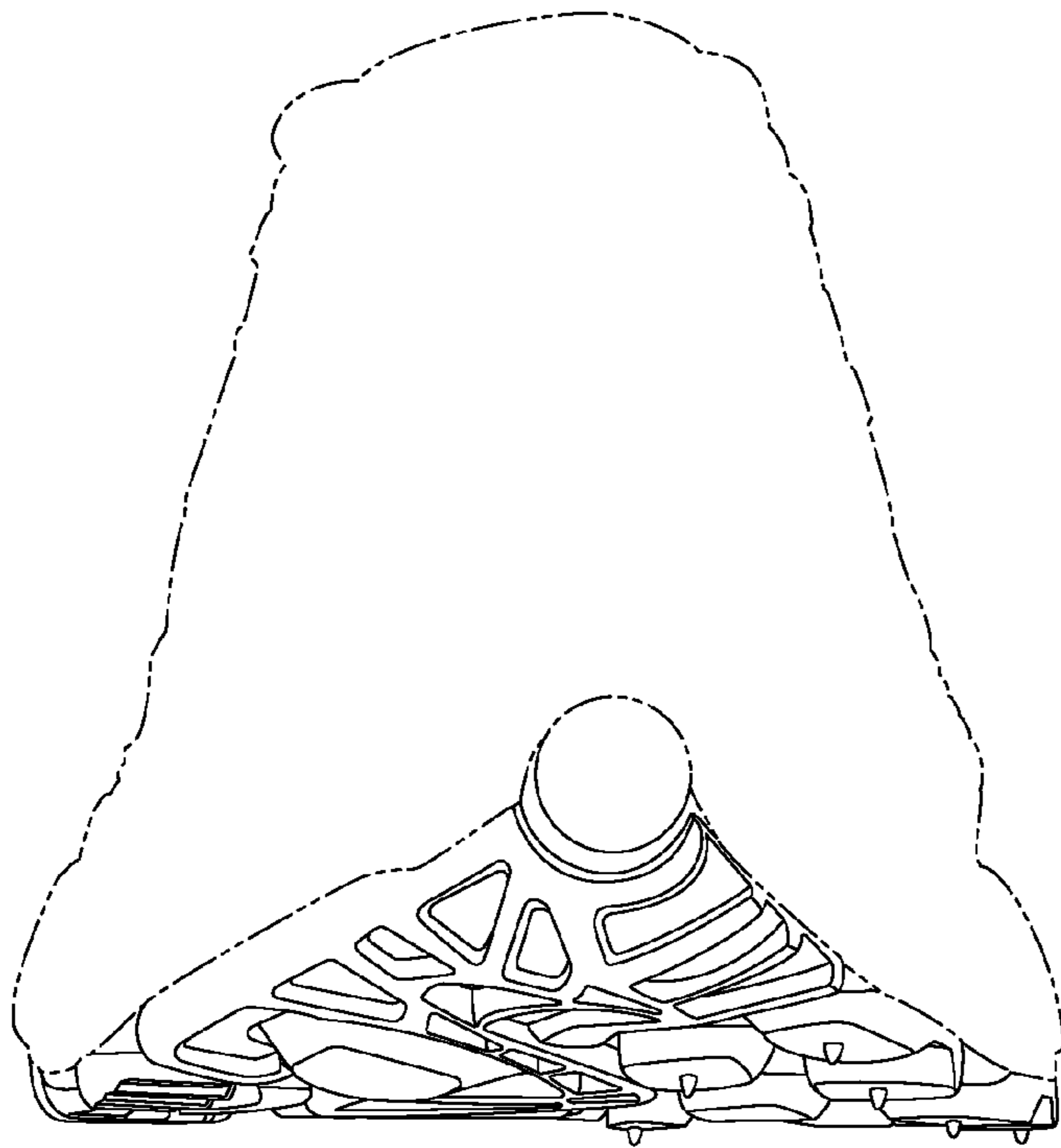


Fig. 5




Fig. 6